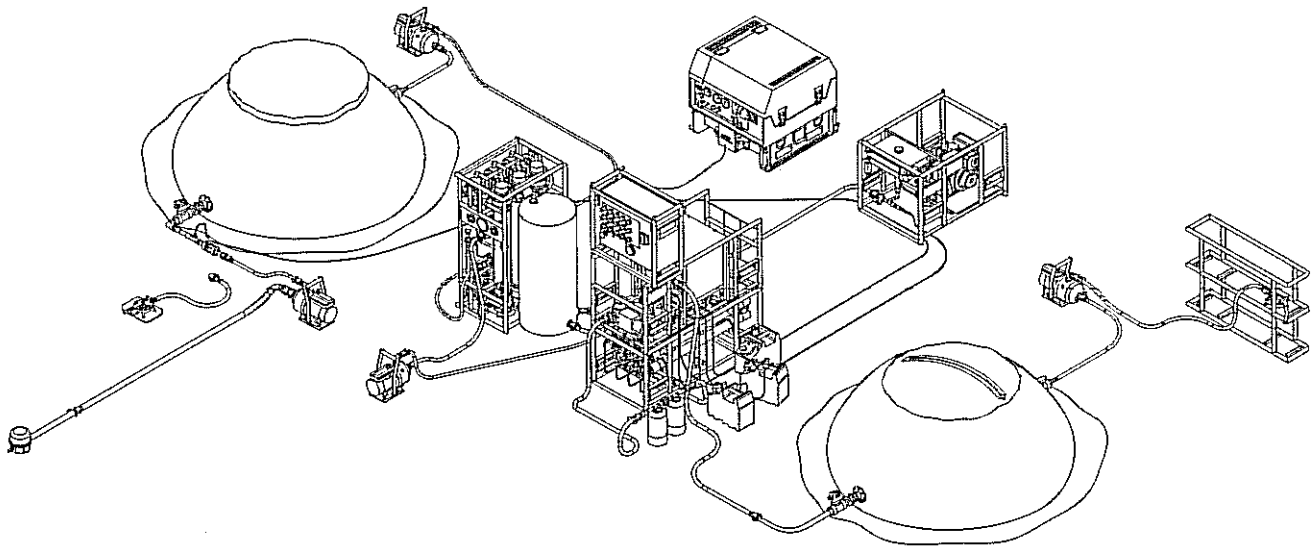


TECHNICAL MANUAL
UNIT AND DIRECT SUPPORT
REPAIR PARTS AND SPECIAL TOOLS LIST
FOR
LIGHTWEIGHT WATER PURIFIER
PART NUMBER 7859MFG
NSN 4610-01-495-0046



DISTRIBUTION STATEMENT A: Approved for public release; distribution is unlimited.

LIST OF EFFECTIVE PAGES

INSERT LATEST CHANGE PAGES, DESTROY SUPERSEDED PAGES.

NOTE: A vertical line in the outer margin of the page indicates the portion of the text affected by the changes. Changes to illustrations are indicated by miniature pointing hands. Changes to wiring diagrams are indicated by shaded areas.

Date of issue for original is: 1 May 2005

Original 0 1 May 2005

Page/WP No.* Change No.	Page/WP No.* Change No.	Page/WP No.* Change No.
Title Page 0	WP 0018 00..... 0	WP 0040 00 0
List Of Effective Pages (A) 0	WP 0019 00..... 0	WP 0041 00 0
Title Block Page (i) 0	WP 0020 00..... 0	WP 0042 00 0
Table of Contents (ii-iv) 0	WP 0021 00..... 0	WP 0043 00 0
WP 0001 00 0	WP 0022 00..... 0	WP 0044 00 0
WP 0002 00 0	WP 0023 00..... 0	WP 0045 00 0
WP 0003 00 0	WP 0024 00..... 0	WP 0046 00 0
WP 0004 00 0	WP 0025 00..... 0	WP 0047 00 0
WP 0005 00 0	WP 0026 00..... 0	WP 0048 00 0
WP 0006 00 0	WP 0027 00..... 0	WP 0049 00 0
WP 0007 00 0	WP 0028 00..... 0	WP 0050 00 0
WP 0008 00 0	WP 0029 00..... 0	WP 0051 00 0
WP 0009 00 0	WP 0030 00..... 0	WP 0052 00 0
WP 0010 00 0	WP 0031 00..... 0	WP 0053 00 0
WP 0011 00 0	WP 0032 00..... 0	WP 0054 00 0
WP 0012 00 0	WP 0033 00..... 0	WP 0055 00 0
WP 0013 00 0	WP 0034 00..... 0	WP 0056 00 0
WP 0014 00 0	WP 0035 00..... 0	WP 0057 00 0
WP 0015 00 0	WP 0036 00..... 0	WP 0058 00 0
WP 0016 00 0	WP 0037 00..... 0	WP 0059 00 thru WP 0069 00..... 0
WP 0017 00 0	WP 0038 00..... 0	DA Form 2028..... 0
	WP 0039 00..... 0	Authentication Page..... 0

*Zero in this column indicates an original page.

HEADQUARTERS,
DEPARTMENT OF THE ARMY,
WASHINGTON D.C.,
1 MAY 2005

TECHNICAL MANUAL

UNIT AND DIRECT SUPPORT

REPAIR PARTS AND SPECIAL TOOLS LIST

FOR

LIGHTWEIGHT WATER PURIFIER

PART NUMBER 7859MFG

NSN 4610-01-495-0046

REPORTING ERRORS AND RECOMMENDING IMPROVEMENTS

You can help improve this publication. If you find any mistakes or if you know of a way to improve the procedures, please let us know. Submit your DA Form 2028 (Recommended Changes to Publications and Blank Forms), through the Internet, on the Army Electronic Product Support (AEPS) website. The Internet address is <http://aeprs.ria.army.mil>. If you need a password, scroll down and click on "ACCESS REQUEST FORM". The DA Form 2028 is located in the ONLINE FORMS PROCESSING section of the AEPS. Fill out the form and click on SUBMIT. Using this form on the AEPS will enable us to respond quicker to your comments and better manage the DA Form 2028 program. You may also mail, fax or E-mail your letter or DA Form 2028 direct to: AMSTA-LC-CI Tech Pubs, TACOM-RI, 1 Rock Island Arsenal, Rock Island, IL 61299-7630. The email address is TACOM-TECH-PUBS@ria.army.mil. The fax number is DSN 793-0726 or Commercial (309) 782-0726.

TABLE OF CONTENTS

WP Sequence No.

LIST OF EFFECTIVE PAGES	A
TITLE BLOCK	i
INTRODUCTION	0001 00
SCOPE	0001 00
GENERAL.....	0001 00
EXPLANATION OF COLUMNS IN THE REPAIR PARTS LIST AND SPECIAL TOOLS LIST	
WORK PACKAGES	0001 00
EXPLANATION OF CROSS-REFERENCE INDEXES WORK PACKAGES FORMAT AND COLUMNS	0001 00
SPECIAL INFORMATION	0001 00
HOW TO LOCATE REPAIR PARTS	0001 00
LIST OF ABBREVIATIONS	0001 00
GROUP 01 HP Pump Module Assembly Repair Parts List	0002 00
GROUP 0101 Diesel Engine Assembly Repair Parts List	0003 00
GROUP 010101 Diesel Engine Repair Parts List	0004 00
GROUP 01010101 Cylinder Block Assembly Repair Parts List	0005 00
GROUP 0101010101 Piston Assembly Repair Parts List	0006 00
GROUP 0101010102 Cylinder Head and Bonnet Repair Parts List	0007 00
GROUP 01010102 Air Cleaner Assembly Repair Parts List	0008 00
GROUP 01010103 Emergency Shutoff Valve Assembly Repair Parts List	0009 00
GROUP 01010104 Lube Oil Strainer Repair Parts List	0010 00
GROUP 01010105 Lube Oil Pump and Throttle Plate Repair Parts List	0011 00
GROUP 01010106 Fuel Injection Pump Assembly Repair Parts List	0012 00
GROUP 01010107 Muffler Assembly Repair Parts List	0013 00
GROUP 010102 HP Pump Mounting Plate Repair Parts List	0014 00
GROUP 0103 HP Pump Assembly with Hardware Repair Parts List	0015 00
GROUP 010301 Pump, Plunger Repair Parts List	0016 00
GROUP 010302 HP Gearbox Repair Parts List	0017 00
GROUP 0104 Spool Piece, HP Pump Suction Piping Repair Parts List	0018 00
GROUP 0105 Spool Piece, HP Pump Discharge Piping Repair Parts List	0019 00
GROUP 0106 Fuel Tank Assembly Repair Parts List.....	0020 00
GROUP 0107 HP Module Electrical Assembly Repair Parts List	0021 00
GROUP 02 Reverse Osmosis Element Module Repair Parts List.....	0022 00
GROUP 0201 RO Module Product Piping Repair Parts List.....	0023 00
GROUP 0202 RO Module Reject Piping Repair Parts List.....	0024 00
GROUP 020201 Needle Valve Repair Parts List.....	0025 00
GROUP 03 Ultra Filtration Module Assembly Repair Parts List	0026 00
GROUP 0301 Ultra Filtration Skid Frame Repair Parts List.....	0027 00
GROUP 0302 Ultra Filtration Vessel Assembly Repair Parts List	0028 00
GROUP 0303 Ultra Filtration Electrical System Repair Parts List	0029 00
GROUP 0304 Ultra Filtration Collapsible Tank Repair Parts List	0030 00
GROUP 0305 Ultra Filtration Instrumentation Repair Parts List	0031 00
GROUP 0306 Ultra Filtration Feed Piping Repair Parts List.....	0032 00
GROUP 0307 Ultra Filtration Filtrate to Tank Piping Repair Parts List.....	0033 00
GROUP 0308 Ultra Filtration Filtrate/Backwash Piping Repair Parts List	0034 00

TABLE OF CONTENTS

WP Sequence No.

GROUP 0309	Ultra Filtration Reject Piping Repair Parts List.....	0035 00
GROUP 030901	Ultra Filtration Solenoid Valves Repair Parts List	0036 00
GROUP 0310	Ultra Filtration Fast Flush Manifold Piping Repair Parts List.....	0037 00
GROUP 031001	Ultra Filtration Solenoid Valves Repair Parts List	0038 00
GROUP 0311	Ultra Filtration Filtrate Tank Vent Piping Repair Parts List.....	0039 00
GROUP 0312	Ultra Filtration Vessel Drain Piping Repair Parts List.....	0040 00
GROUP 04	Chemical Injection/Cleaning Module Repair Parts List	0041 00
GROUP 0401	Spool Piece, Product Piping Repair Parts List.....	0042 00
GROUP 0402	Spool Piece, Tank Outlet Piping Repair Parts List.....	0043 00
GROUP 0403	Chemical Module Electrical Assembly Repair Parts List.....	0044 00
GROUP 0404	Chemical Injection Pump Assembly Repair Parts List	0045 00
GROUP 0405	Cleaning Tank Assembly Repair Parts List.....	0046 00
GROUP 05	Control Module Assembly Repair Parts List.....	0047 00
GROUP 0501	Ground Cable Assembly Repair Parts List.....	0048 00
GROUP 0502	Control Panel Assembly Repair Parts List	0049 00
GROUP 06	Service Pump Module Assembly Repair Parts List.....	0050 00
GROUP 0602	Raw Water Pump Assembly Repair Parts List.....	0051 00
GROUP 060201	Centrifugal Water Pump Repair Parts List	0052 00
GROUP 0603	Booster Pump Assembly Repair Parts List	0053 00
GROUP 0604	Distribution Pump Assembly Repair Parts List.....	0054 00
GROUP 0605	Backwash Pump Assembly Repair Parts List	0055 00
GROUP 1001	Settling Tank Repair Parts List.....	0056 00
GROUP 100101	Spool Piece, Inlet, Settling Tank Repair Parts List.....	0057 00
GROUP 100102	Spool Piece, Outlet, Settling Tank Repair Parts List.....	0058 00
GROUP 1002	Product Water Tank Repair Parts List.....	0059 00
GROUP 100201	Spool Piece, Inlet, Product Tank Repair Parts List	0060 00
GROUP 100202	Spool Piece, Outlet, Product Tank Repair Parts List	0061 00
GROUP 11	Cold Weather Kit Repair Parts List.....	0062 00
GROUP 12	Special Tools List - Repair Parts List	0063 00
GROUP 13	ASSOCIATED EQUIPMENT LIST	0064 00
GROUP 1301	NBC Cartridge Assembly	
GROUP 1302	Cleaning Adapter.....	
GROUP 1303	Raw Water Strainer Assembly	
GROUP 1304	Priming Pump Assembly	
GROUP 1305	Floating Strainer	
GROUP 1306	Immersion Heater Assembly	
GROUP 14	Repair Parts Kits	0065 00
PART NUMBER INDEX	0066 00
NATIONAL STOCK NUMBER INDEX	0067 00
REFERENCE DESIGNATOR INDEX	0068 00

DA FORM 2028 (BLANK)

AUTHENTICATION PAGE

**UNIT, DIRECT AND GENERAL SUPPORT MAINTENANCE
LIGHTWEIGHT WATER PURIFIER
REPAIR PARTS AND SPECIAL TOOLS LIST (RPSTL)**

INTRODUCTION

SCOPE

This RPSTL lists and authorizes spares and repair parts; special tools; special test, measurement, and diagnostic equipment (TMDE); and other special support equipment required for performance of Unit, Direct, and General Support maintenance of the Lightweight Water Purifier (LWP). It authorizes the requisitioning, issue, a disposition of spares, repair parts, and special tools as indicated by the source, maintenance, and recoverability (SMR) codes.

The Tactical Quiet Generator (TQG) set and TRICON Container are Government Furnished Equipment (GFE). The TQG supplies main power to the LWP. For repair parts information regarding the TQG see publication TM 9-6115-639-13. See publication TM 55-8145-203-13&P for TRICON repair parts information.

GENERAL

In addition to the Introduction work package, this RPSTL is divided into the following work packages.

Repair Parts List Work Packages. Work packages containing lists of spares and repair parts authorized by this RPSTL for use in the performance of maintenance. These work packages also include parts that must be removed for replacement of the authorized parts. Parts lists are composed of functional groups in ascending alphanumeric sequence, with the parts in each group listed in ascending figure and item number sequences. Sending units, brackets, filters, and bolts are listed with the component they mount on. Bulk materials are listed by item name in FIG. BULK at the end of the work packages. Repair parts kits are listed separately in their own functional group and work package. Repair parts for reparable special tools are also listed in a separate work package. Items listed are shown on the associated illustrations.

Special Tools List Work Packages. Work packages containing lists of special tools, special TMDE, and special support equipment authorized by this RPSTL (as indicated by Basis of Issue (BOI) information in the DESCRIPTION AND USABLE ON CODE (UOC) column). Tools that are components of common tool sets and/or Class VII are not listed.

Cross References Indexes Work Packages. There are three cross-reference index work packages in this RPSTL: The Part Number (P/N) Index work package, the National Stock Number (NSN) Index work package, and the Reference Designator Index work package. The Part Number Index work package refers to the to the figure and item number. The NSN Index work package refers to the figure and item number. The Reference Designator Index work package refers to the to the figure and item number.

EXPLANATION OF COLUMNS IN THE REPAIR PARTS LIST AND SPECIAL TOOLS LIST WORK PACKAGES

ITEM NO. (Column 1). Indicates the number used to identify items called out in the illustration.

SMR CODE (Column 2). The SMR code containing supply/requisitioning information, maintenance level authorization criteria, and disposition instruction, as shown in the breakout on the next page.

Source Code	Maintenance Code	Recoverability Code
XX	XX	X
1st and 2nd positions: How to get an item.	3rd position: Who can install, replace, or use the item.	4th position: Who can do complete repair* on the item.
		5th position: Who determines disposition action on unserviceable items.

*Complete Repair: Maintenance capacity, capability, and authority to perform all corrective maintenance tasks of the "Repair" function in a use/user environment in order to restore serviceability to a failed item.

Source Code. The source code tells you how you get an item needed for maintenance, repair, or overhaul of an end item/equipment. Explanations of source codes follow:

<u>Source Code</u>	Application/Explanation
PA	Stock items; use the applicable NSN to requisition/request items with these source codes. They are authorized to the level indicated by the code entered in the 3rd position of the SMR code.
PB	NOTE
PC	Items coded PC are subject to deterioration
PD	
PE	
PF	
PG	
KD	Items with these codes requisitioned/ requested individually. They are part of a kit, which is authorized to the maintenance level indicated in the 3rd position of the SMR code. The complete kit must be requisitioned and applied.
KF	
KB	
MO-Made at unit/AVUM level	Items with these codes are not to be requisitioned/ requested individually. They must be made from bulk material, which is identified by the P/N in the DESCRIPTION AND USABLE ON CODE (UOC) column and listed in the bulk material group work package of the RPSTL. If the item is authorized to you by the 3rd position code of the SMR code, but the source code indicated it is made at higher level, order the item from the higher level of maintenance.
MF-Made at DS /AVIM level	
MH-Made at GS level	
ML-Made at SRA	
MD-Made at depot	
AO-Assembled by unit/AVUM level	Items with these codes are not to be requested/requisitioned individually. The parts that make up the assembled item must be requisitioned or fabricated and assembled at the level of maintenance indicated by the source code. If the 3rd position of the SMR code authorizes you to replace the item, but the sourced code indicates the item is assembled at a higher lever, order the item from the higher level of maintenance.
AF-Assembled by DS/AVIM level	
AH-Assembled by GS level	
AL-Assembled by SRA	
AD-Assembled by depot	

<u>Source Code</u>	Application/Explanation
XA	Do not requisition an "XA" coded item. Order the next higher assembly. (Refer to the note after the explanations)
XB	If an item is not available from salvage, order it using the CAGEC and P/N.
XC	Installation drawings, diagrams, instruction sheets, field service drawings; identified by manufacturer's P/N.
XD	Item is not stocked. Order an d-coded item through normal supply channels using the CAGEC and P/N given, if no NSN is available.

NOTE

Cannibalization or controlled exchange, when authorized, may be used as a source of supply for items with the above source codes except for those items source coded "XA" or those aircraft support items restricted by requirements of AR 750-1.

Maintenance Code. Maintenance codes tell you the level(s) of maintenance authorized to use and repair support items. The maintenance codes are entered in the third and fourth positions of the SMR code as follows:

Third Position. The maintenance code entered in the third position tells you the lowest maintenance level authorized to remove, replace, and use an item. The maintenance code entered in the third position will indicate authorization to the following levels of maintenance:

NOTE

Cannibalization or controlled exchange, when authorized, may be used as a source of supply for items with the above source codes except for those items source coded "XA" or those aircraft support items restricted by requirements of AR 750-1.

Maintenance Code	Application/Explanation
C-	Crew or operator maintenance done within unit/AVUM maintenance.
O-	Unit level/AVUM maintenance, can remove, replace, and use the item.
F-	Direct support/AVUM maintenance can remove, replace, and use the item.
H-	General support/AVUM maintenance can remove, replace, and use the item.

Maintenance Code	Application/Explanation
------------------	-------------------------

- | | |
|----|---|
| L- | Specialized repair activity can remove, replace, and use the item. |
| D- | Depot can remove, replace, and use the item. |

Fourth Position. The maintenance code entered in the fourth position tells you whether or the not the item is to be repaired and identifies the lowest maintenance level with the capability to do complete repair (perform all authorized repair functions).

NOTE

Some limited repair may be done on the item at a lower level of maintenance, if authorized by the Maintenance Allocation Chart (MAC) and SMR codes.

Maintenance Code	Application/Explanation
------------------	-------------------------

- | | |
|----|--|
| O- | Unit/AVUM is the lowest level that can do complete repair of the item. |
| F- | Direct support/AVUM is the lowest level that can do complete repair of the item. |
| H- | General support/AVUM is the lowest level that can do complete repair of the item. |
| L- | Specialized repair activity is the lowest level that can do complete repair of the item. |
| D- | Depot is the lowest level that can do complete repair of the item. |
| Z- | Non-reparable. No repair is authorized. |
| B- | No repair is authorized. No parts or special tools are authorized for maintenance of "B" coded item. However, the item may be reconditioned by adjusting, lubricating, etc., at the user level. |

Recoverability Code. Recoverability codes are assigned to items to indicate the disposition action on unserviceable items. The recoverability code is shown in the 5th position of the SMR code as follows:

Maintenance Code	Application/Explanation
------------------	-------------------------

- | | |
|----|---|
| Z- | Non-reparable item. When unserviceable, condemn and dispose of the item at the level of maintenance shown in the third position of the SMR code. |
| O- | Reparable item. When uneconomically repairable, condemn and dispose of the item at the unit level. |

Maintenance Code	Application/Explanation
F-	Reparable item. When uneconomically reparable, condemn and dispose of the item at the direct support level.
H-	Reparable item. When uneconomically reparable, condemn and dispose of the item at the general support level.
D-	Reparable item. When beyond lower level repair capability, return to depot. Condemnation and disposal of item are not authorized below depot level.
L-	Reparable item. Condemnation and disposal not authorized below Specialized Repair Activity (SRA).
A-	Item requires special handling or condemnation procedures because of specific reasons (such as precious metal content, high dollar value, critical material, or hazardous material). Refer to appropriate manuals/directives for specific instructions.

NSN (Column 3). The NSN of the item is listed in this column.

CAGEC (Column 4). The Commercial and Government Entity Code (CAGEC) is a five-digit code, which is used to identify the manufacturer, distributor, or Government agency/activity that supplies the item.

PART NUMBER (Column 5). Indicates the primary number used by the manufacturer (individual, company, firm, corporation, or Government activity, which controls the design and characteristics of the item by means of its engineering drawings, specifications, standards, and inspection requirements to identify an item or range of items.

NOTE

When you use a NSN to requisition an item, the item you receive may have a different P/N from the number listed.

DESCRIPTION AND USABLE ON CODE (UOC) (Column 6). This column includes the following information.

1. The federal item name, and when required, a minimum description to identify the item.
2. Dot(s) (●) are used to indicate the indentured relationship of the item name to another part or component, or to the next higher assembly. Indentions up to 5 positions/dots (●) may be used.
3. P/Ns of bulk materials are referenced in this column in the line entry to be manufactured or fabricated.
4. Hardness Critical Item (HCI). A support item that provides the equipment with special protection from electromagnetic pulse (EMP) damage during a nuclear attack.
5. The statement END OF FIGURE appears just below the last item in column (6) for a given figure in both the repair parts list and special tools list work packages.

QTY (Column 7). The QTY (quantity per figure) column indicates the quantity of the item used in the breakout shown on the illustration/figure, which is prepared for a functional group, sub-functional group, or an assembly. A "V" appearing in this column instead of a quantity indicates that the quantity is variable and quantity may change from application to application.

EXPLANATION OF CROSS-REFERENCE INDEXES WORK PACKAGES FORMAT AND COLUMNS.

1. National Stock Number (NSN) Index Work Package.

STOCK NUMBER Column. This column lists the NSN in National item identification number (NIIN) sequence. The NIIN consists of the last nine digits of the NSN.

<u>NSN</u> e.g., 5385-01-574-1476 <u>NIIN</u>	When using this column to locate an item, ignore the first four digits of the NSN. However, the complete NSN should be used when ordering items by stock number.
---	--

When using this column to locate an item, ignore the first four digits of the NSN. However, the complete NSN should be used when ordering items by stock number.

FIG. Column. This column lists the number of the figure where the item is identified/located. The figures are in numerical order in the repair parts list and special tools list work packages.

ITEM. Column. The item number identifies the item associated with the figure listed in the adjacent FIG. column. This item is also identified by the NSN listed on the same line.

2. Part Number (P/N) Index Work Package. P/Ns in this index are listed in ascending alphanumeric sequence (vertical arrangement of letter and number combinations which places the first letter or digit of each group in order "A" through "Z", followed by the numbers "0" through "9" and each following letter or digit in like order.

PART NUMBER. Column. Indicates the P/N assigned to the item.

FIG. Column. This column lists the number of the figure where the item is identified/located in the repair parts list and special tools list work packages.

ITEM. Column. The item number is the number assigned to the item as it appears in the figure referenced in the adjacent figure number column.

3. Reference Designator Index Work Package. Reference designators in this index are listed in ascending alphanumeric sequence (vertical arrangement of letter and number combinations which places the first letter or digit of each group in order "A" through "Z", followed by the numbers "0" through "9" and each following letter or digit in like order.

REFERENCE DESIGNATOR INDEX Column. Indicates the reference designator assigned to the item.

FIG. Column. This column lists the number of the figure where the item is identified/located in the repair parts list and special tools list work packages.

ITEM. Column. The item number is the number assigned to the item as it appears in the figure referenced in the adjacent figure number column.

SPECIAL INFORMATION

Fabrication Instructions. Bulk materials required to manufacture items are listed in the bulk material functional group of this RPSTL. Part numbers for bulk material are also referenced in the Description Column of the line item entry for the item to be manufactured/fabricated. Detailed fabrication instructions for items source coded to be manufactured or fabricated are found in TM 10-46-10-310-14.

Item numbers. Items that have the word BULK in the figure column will have an index number shown in the item number column. This index number is a cross-reference between the NSN / P/N index work packages and the bulk material list in the repair parts list work packages.

HOW TO LOCATE REPAIR PARTS

When NSNs or P/Ns Are Not Known.

First. Using the table of contents, determine the assembly group to which the item belongs. This is necessary since figures are prepared for assembly groups and subassembly groups, and lists are divided into the same groups.

Second. Find the figure covering the functional group or the sub functional group to which the item belongs.

Third. Identify the item on the figure and note the number(s).

Fourth. Identify the item on the figure and note the number(s).

HOW TO LOCATE REPAIR PARTS - continued

When NSN Is Known.

First. If you have the NSN, look in the STOCK NUMBER column of the NSN index work package. The NSN is arranged in the NIIN sequence. Note the figure and item number next to the NSN.

Second. Turn to the figure and locate the item number. Verify that the item is the one you are looking for.

When P/N Is Known.

First. If you have the P/N and not the NSN, look in the PART NUMBER column of the P/N index work package. Identify the figure and item number.

Second. Look up the item on the figure in the applicable repair parts list work package.

When Reference Designator Is Know.

First. If you know the reference designator, look in the REFERENCE DESIGNATOR column of the reference designator index work package. Note the figure and item number.

Second. Turn to the figure and locate the item number. Verify that the item is the one you are looking for.

LIST OF ABBREVIATIONS

The following list contains all abbreviations, acronyms, sign, or symbols used in this Technical Manual (TM).

ABBREVIATION/ACRONYM	NOMENCLATURE
A or Amps	Amperes
BII	Basic Issue Items
BRZ	Bronze
BW	Butt weld
CAC	Contamination Avoidance Covers
DH	Drilled Head
DP	Differential Pressure
Delta (Δ) P	Differential Pressure
HAEMP	High Altitude Electromagnetic Pulse
GFE	Government Furnished Equipment
GPH	Gallons Per Hour
GPM	Gallons Per Minute
gms	Grams
HP	High Pressure
H.P.0	Horse Power
Hz	Hertz
lbs	Pounds
LPM	Liters Per Minute
LWP	Lightweight Water Purifier
Kw	Kilowatt
MAC	Maintenance Allocation Chart

ABBREVIATION/ACRONYM

NBC

NIIN

NSN

NTU

R/O

RPSTL

SKT

SMR

TDS

TMDE

TQG

UF

UOC

NOMENCLATURE

Nuclear, Biological, and Chemical

National Item Identification Number

National Stock Number

Nephelometric Turbidity Unit

Reverse Osmosis

Repair Parts and Special Tools List

Socket

Source, Maintenance and Recoverability

Total Dissolved Solids

Test Measurement and Diagnostic Equipment

Tactical Quiet Generator

Ultrafiltration

Usable On Code(s)

This page intentionally left Blank.

This page intentionally left Blank.

UNIT, DIRECT AND GENERAL SUPPORT MAINTENANCE
 LIGHTWEIGHT WATER PURIFIER
 HIGH PRESSURE PUMP MODULE ASSEMBLY
 P/N 1002825000
 REPAIR PARTS LIST

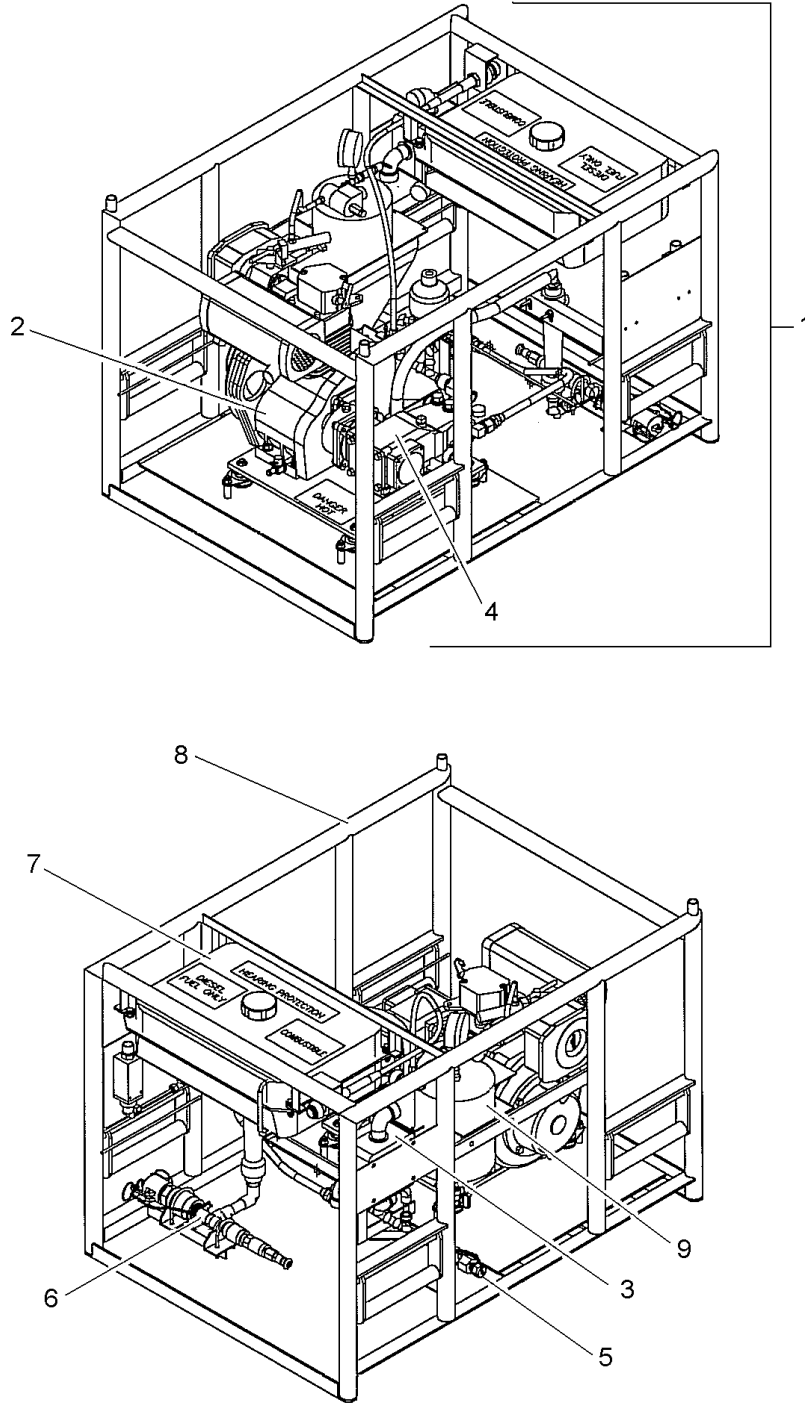


Figure 1. HP Pump Module Assembly

(1) ITEM NO.	(2) SMR CODE	(3) NSN	(4) CAGEC	(5) PART NUMBER	(6) DESCRIPTION AND USABLE ON CODE (UOC)	(7) QTY
FUNCTIONAL GROUP 01						
FIGURE 1. HP PUMP MODULE ASSEMBLY						
1	XDOZZ		76371	1002825000	.MODULE ASSEMBLY, HP PUMP	1
2	XDOFF		76371	1503493100	..DIESEL ENGINE ASSY (SEE WP 0003 00 FOR PARTS BREAKDOWN)	1
3	XDOZZ		76371	2809248002	..ELECT. ASSEMBLY, HP PUMP MODULE (SEE WP 0021 00 FOR PARTS BREAKDOWN)	1
4	XAOZZ		76371	1002678003	..HP PUMP ASSEMBLY W/ HARDWARE (SEE WP 0015 00 FOR PARTS BREAKDOWN)	1
5	XCOZZ		76371	3803133002	..SPOOL PIECE, HP DISCHARGE PIPING (SEE WP 0019 00 FOR PARTS BREAKDOWN)	1
6	XCOZZ		76371	3803133001	..SPOOL PIECE, SUCTION PIPING (SEE WP 0018 00 FOR PARTS BREAKDOWN)	1
7	PAOZZ	2910-01-526-5292	76371	1503464001	..FUEL TANK ASSEMBLY (SEE WP 0020 00 FOR PARTS BREAKDOWN)	1
8	XDOZZ		76371	1201283001	..HP PUMP SKID FRAME	1
9	XDOZZ		76371	1503500000	..ASSEMBLY, DIESEL ENGINE SHUTOFF VALVE (SEE WP 0009 00 FOR PARTS BREAKDOWN)	1
END OF FIGURE						

This page intentionally left Blank.

This page intentionally left Blank.

UNIT, DIRECT AND GENERAL SUPPORT MAINTENANCE
LIGHTWEIGHT WATER PURIFIER
DIESEL ENGINE ASSEMBLY
P/N 1503493100
REPAIR PARTS LIST

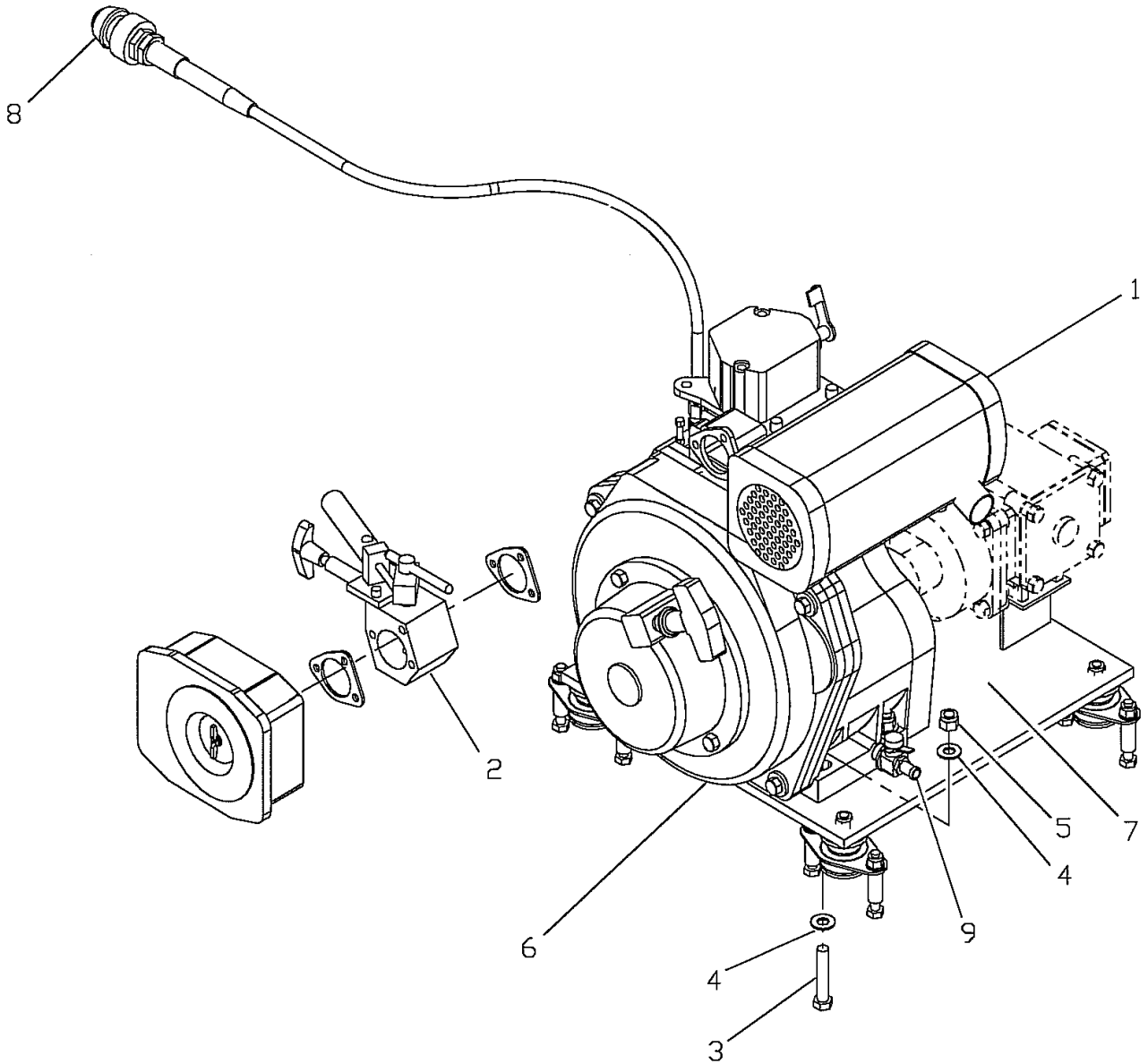


Figure 2. Diesel Engine Assembly

(1) ITEM NO.	(2) SMR CODE	(3) NSN	(4) CAGEC	(5) PART NUMBER	(6) DESCRIPTION AND USABLE ON CODE (UOC)	(7) QTY
FUNCTIONAL GROUP 0101						
FIGURE 2. DIESEL ENGINE ASSEMBLY						
				1503493100	DIESEL ENGINE ASSY (SEE WP 0002 00)	REF
1	PAOZZ	4330-01-323-3288	0AK42	114250-13521	.MUFFLER ASSEMBLY (SEE WP 0013 00 FOR PARTS BREAKDOWN).....	1
2	PAOZZ	4820-01-526-5374	76371	1503499000	.VALVE, EMERGENCY SHUTOFF.....	1
3	PAOZZ	5306-01-526-5271	76371	3500980000	.BOLT, HEX .375-16	4
4	PAOZZ	5310-01-526-4202	76371	3502185000	.WASHER, FLAT, .375" 316SST	8
5	PAOZZ	5310-01-526-4846	76371	3501064000	.NUT, LOCK, HEX, .375 NYLON INSERT, 316SST	4
6	PDOFF	2815-01-526-5313	76371	1503493001	.DIESEL ENGINE (SEE WP 0004 00 FOR PARTS BREAKDOWN)	1
7	XDOZZ		76371	1201283003	.MOUNTING PLATE, HP PUMP (SEE WP 0014 00 FOR PARTS BREAKDOWN).....	1
8	PAOZZ	2990-01-526-9067	62809	1503496000	.THROTTLE ASSEMBLY.....	1
9	PBOZZ	4820-01-476-9731	046Z0	F-108N	.VALVE, OIL DRAIN, BRASS BODY W/ NIPPLE	1
END OF FIGURE						

This page intentionally left Blank.

This page intentionally left Blank.

**UNIT, DIRECT AND GENERAL SUPPORT MAINTENANCE
LIGHTWEIGHT WATER PURIFIER
DIESEL ENGINE
P/N 1503493001
REPAIR PARTS LIST**

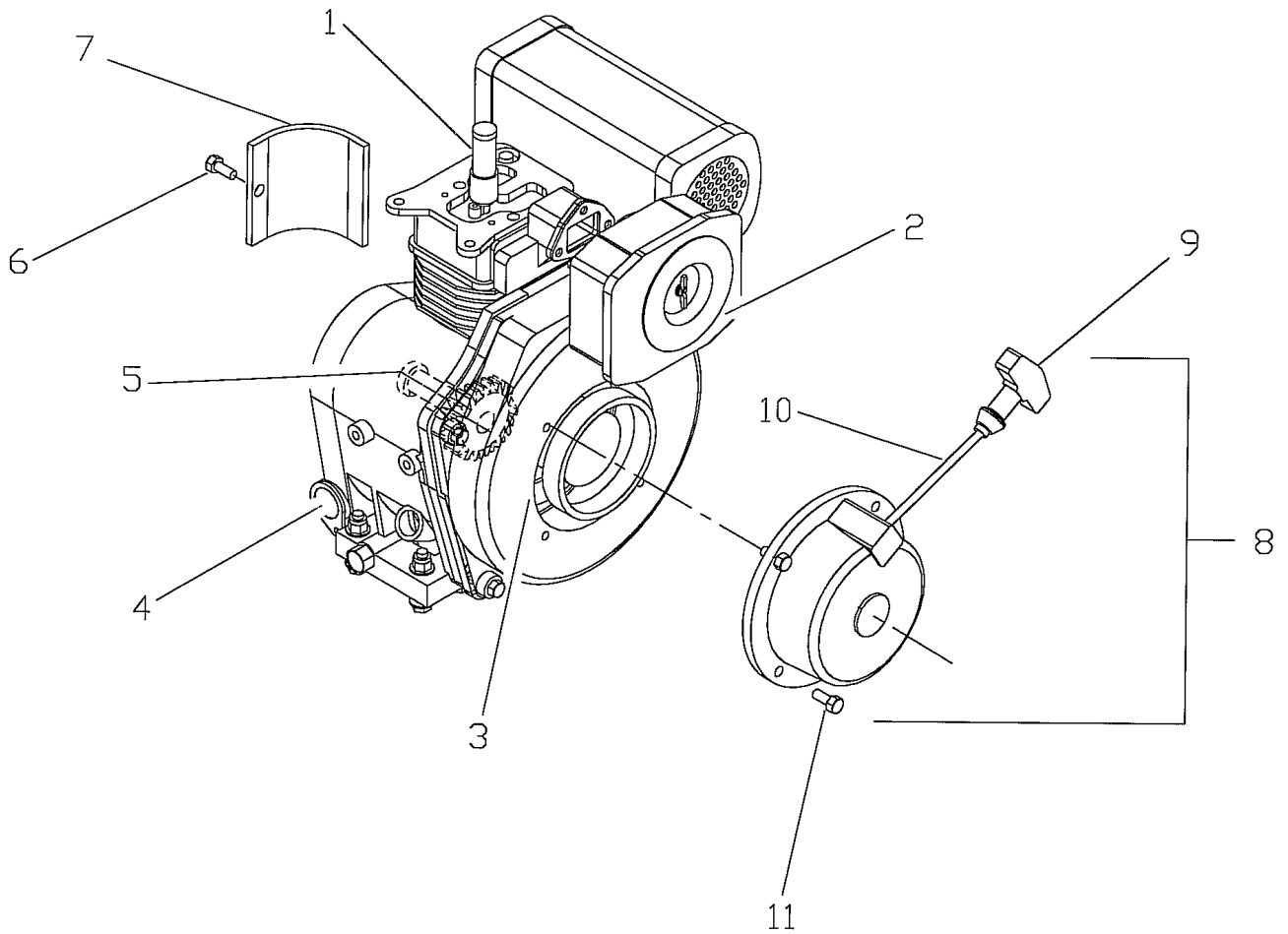


Figure 3. Diesel Engine

(1) ITEM NO.	(2) SMR CODE	(3) NSN	(4) CAGEC	(5) PART NUMBER	(6) DESCRIPTION AND USABLE ON CODE (UOC)	(7) QTY
FUNCTIONAL GROUP 010101						
FIGURE 3. DIESEL ENGINE						
				1503493001	.DIESEL ENGINE (SEE WP 0003 00)	REF
1	PAFFF	2910-01-526-8493	0AK42	114775-95110	.PUMP ASSEMBLY, FUEL INJECTION (REFER TO WP 0012 00 FOR PARTS BREAKDOWN)	REF
2	PAOOO	2940-01-323-3289	0AK42	714250-12560	.AIR CLEANER ASSEMBLY (REFER TO WP 0008 00 FOR PARTS BREAKDOWN)	REF
3	XDFFF		0AK42	714771-01560	.BLOCK ASSEMBLY, CYLINDER (REFER TO WP 0005 00 FOR PARTS BREAKDOWN)	REF
4	PAFZZ	2815-01-353-7523	0AK42	114250-35110	.LUBE OIL STRAINER (REFER TO WP 0010 00 FOR PARTS BREAKDOWN)	REF
5	PAFZZ	4320-01-323-0298	0AK42	114250-32010	.LUBE OIL PUMP (REFER TO WP 0011 00 FOR BREAKDOWN) ...	REF
6	PAOZZ	5305-01-300-6264	80204	B18231B06012N	.BOLT M 6X 12 PLATED	1
7	PAOZZ	5340-01-526-7229	0AK42	114299-45210	.COVER, CYLINDER	1
8	PAOZZ	2990-01-526-5116	0AK42	114260-76250	.RECOIL STARTER (D) ASSY	1
9	PAOZZ	2990-01-323-1322	0AK42	160260-76620	..KNOB, STARTER.....	1
10	PAOZZ	2990-01-325-8264	0AK42	160260-76630-01	..ROPE, STARTER.....	1
11	PAOZZ	5305-01-163-5075	D8286	DIN933-M6X8.8-A2L	.BOLT M 6X 8 PLATED	1
END OF FIGURE						

This page intentionally left Blank.

This page intentionally left Blank.

UNIT, DIRECT AND GENERAL SUPPORT MAINTENANCE
 LIGHTWEIGHT WATER PURIFIER
 CYLINDER BLOCK ASSEMBLY
 P/N 714771-01560
 REPAIR PARTS LIST

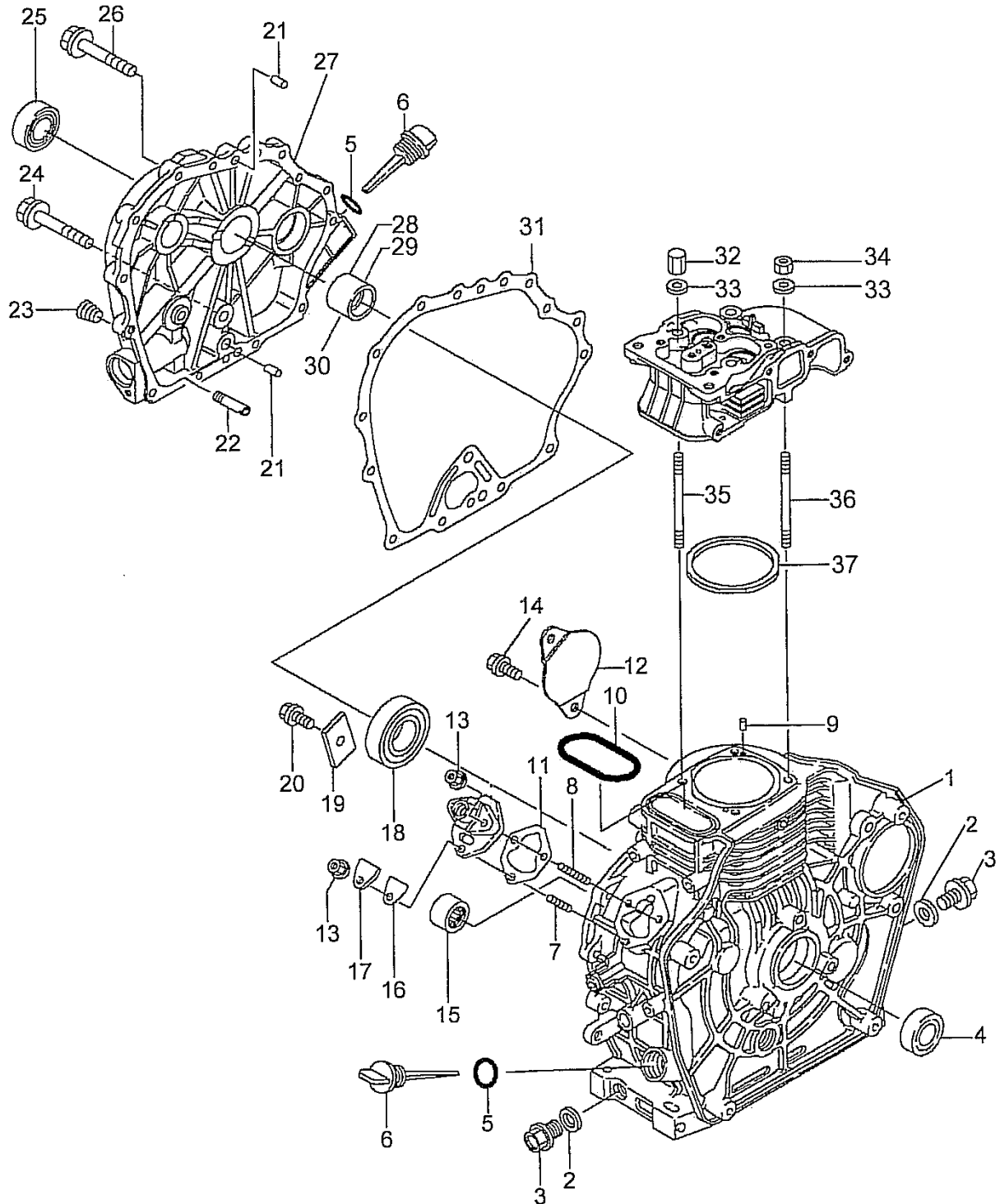


Figure 4. Cylinder Block Assembly

(1) ITEM NO.	(2) SMR CODE	(3) NSN	(4) CAGE C	(5) PART NUMBER	(6) DESCRIPTION AND USABLE ON CODE (UOC)	(7) QTY
FUNCTIONAL GROUP 01010101						
FIGURE 4. CYLINDER BLOCK ASSEMBLY						
1	XDFFF		OAK42	714771-01560	..BLOCK ASSEMBLY, CYLINDER (REFER TO WP 0004 00)	1
2	PAOZZ	5330-01-326-2669	OAK42	22190-160002	..WASHER, SEAL 16S	2
3	PAOZZ	4730-01-322-4956	OAK42	105425-01690	..PLUG, M16	2
4	PAFZZ	5330-01-324-8254	OAK42	160110-02220	..SEAL, OIL	1
5	PAOZZ	5331-01-323-2728	OAK42	24311-000180	..O-RING, DIPSTICK	2
6	PAOZZ	6680-01-526-5244	OAK42	114299-01760	..CAP, W/ LUBE OIL GAUGE	2
7	PAFZZ	5307-14-469-7400	OAK42	26226-060182	..STUD, M 6X 18 PLATED	1
8	PAFZZ	5307-14-469-7440	OAK42	26226-060222	..STUD, M 6X 22 PLATED	2
9	PAFZZ	5315-01-526-8491	OAK42	22312-040080	..PIN, 4 X 8 STRAIGHT.....	2
10	PAFZZ	5331-01-328-4148	OAK42	114250-01380	..O-RING	1
11	PAFZZ	5365-01-415-6744	OAK42	114250-01800	..SHIM SET	1
12	PAFZZ	5340-98-205-1855	EA246	114350-01700	..COVER, STARTER.....	1
13	PAFZZ	5310-01-388-8826	OAK42	26366-060002	..NUT M6	3
14	PAFZZ	5306-98-205-1856	EA246	26106-100122	..BOLT M 10X 12 PLATED.....	2
15	PAFZZ	3110-01-324-8817	OAK42	24162-152112	..NEEDLE BEARING.....	1
16	PAFZZ	5330-01-328-4171	OAK42	114250-01841	..GASKET	1
17	PAFZZ	5340-01-415-3789	OAK42	114250-01830	..COVER, INSPECTION WINDOW	1
18	PAFZZ	3110-01-354-3572	OAK42	114250-02113	..BALL BEARING	1
19	PAFZZ	4820-01-526-7409	OAK42	114299-02030	..RETAINER	1
20	PAFZZ	5305-14-469-7436	S4163	26106-080122	..BOLT M 8 12 PLATED	1
21	PAFZZ	5315-98-205-1859	EA246	114270-01600	..PARALLEL PIN 8X 12.....	2
22	PAFZZ	5310-01-477-3930	OAK42	114250-35150	..OIL INLET, PIPE LUBE.....	1
23	PAFZZ	5365-01-526-7332	OAK42	23876-010000	..PLUG, PT1/8, SCREW.....	1
24	PAFZZ	5306-01-431-7461	OAK42	26106-080352	..BOLT M 8X 35 PLATED.....	1
25	PAFZZ	5330-01-324-8253	OAK42	160210-02220	..SEAL, OIL	1
26	PAFZZ	5305-01-255-6548	70655	10512	..BOLT M 6X 12 PLATED.....	14
27	PAFZZ	5340-01-526-7232	OAK42	114260-01455	..COVER (D), CRANK CASE	1
28	PAFZZ	3120-01-324-5762	OAK42	114250-02100	...BEARING, MAIN	1
						NOTE: ITEM 29 OR 30 USED IN PLACE OF ITEM 28 WHEN WEAR IS EXCESSIVE
29	PAFZZ	3130-14-469-7437	S4163	114250-02200	... BEARING, MAIN US = 0.25	1
30	PAFZZ	3130-14-469-7439	S4163	114250-02210	... BEARING, MAIN US = 0.50	1
31	PAFFF	5330-01-353-6007	OGUY0	114250-01412	..GASKET, CRANK CASE	1
32	PAFZZ	5310-01-526-5909	OAK42	114250-01251	..CAP NUT 8.....	2
33	PAFZZ	5310-01-458-9991	OAK42	124950-01250	..WASHER.....	4
34	PAFZZ	5301-01-431-4068	OAK42	114250-01221	..NUT 8	2
35	PAFZZ	5307-14-469-7404	S4163	114250-01200	..STUD, CYLINDER HEAD	2
36	PAFZZ	5307-14-469-7406	S4163	114250-01210	..STUD, CYLINDER HEAD	2
37	PAFZZ	5330-01-526-5151	OAK42	114771-01330	..GASKET, CYL HEAD CMP.....	1
	PAFZZ	2840-01-526-5324	OAK42	714771-92600	..GASKET SET, ENGINE (SEE WP 0065 FOR KIT PARTS LISTING.....	1
END OF FIGURE						

This page intentionally left Blank.

**UNIT, DIRECT AND GENERAL SUPPORT MAINTENANCE
LIGHTWEIGHT WATER PURIFIER
PISTON ASSEMBLY
P/N 714772-22720
REPAIR PARTS LIST**

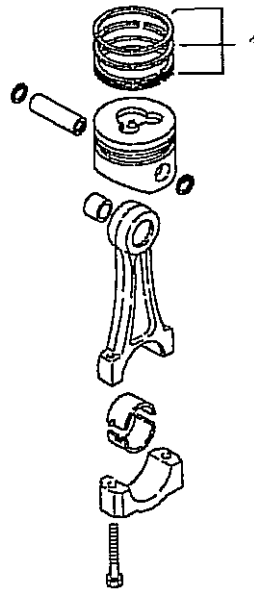


Figure 5. Piston Assembly

(1) ITEM NO.	(2) SMR CODE	(3) NSN	(4) CAGEC	(5) PART NUMBER	(6) DESCRIPTION AND USABLE ON CODE (UOC)	(7) QTY
FUNCTIONAL GROUP 0101010101						
FIGURE 5. PISTON ASSEMBLY						
1	PAFZZ	2815-01-526-5182	0AK42	714770-22500	.RING SET, PISTON	1
END OF FIGURE						

This page intentionally left Blank.

This page intentionally left Blank.

UNIT, DIRECT AND GENERAL SUPPORT MAINTENANCE
 LIGHTWEIGHT WATER PURIFIER
 CYLINDER HEAD AND BONNET
 P/N 114771-11020
 REPAIR PARTS LIST

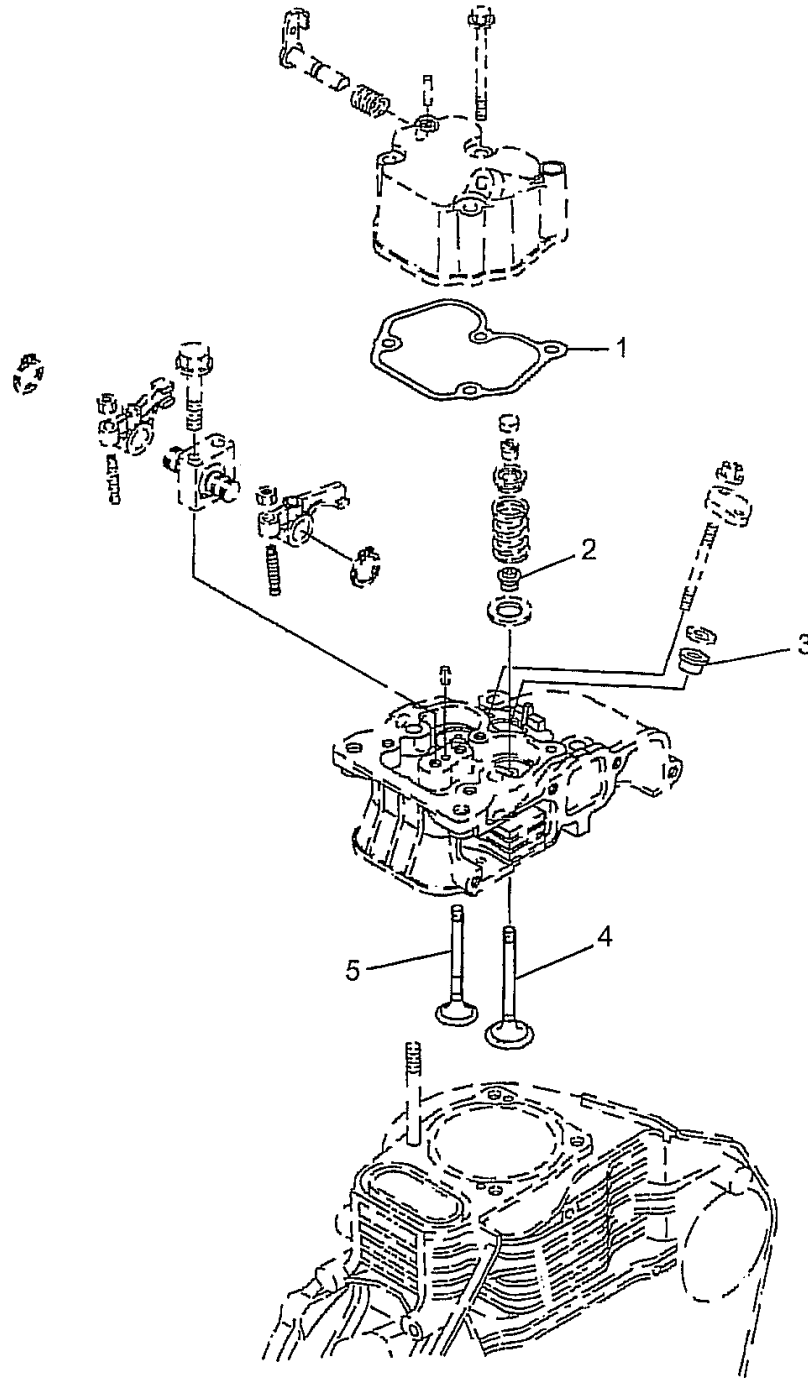


Figure 6. Cylinder Head And Bonnet

(1) ITEM NO.	(2) SMR CODE	(3) NSN	(4) CAGEC	(5) PART NUMBER	(6) DESCRIPTION AND USABLE ON CODE (UOC)	(7) QTY
FUNCTIONAL GROUP 0101010102						
FIGURE 6. CYLINDER HEAD AND BONNET						
1	PAFZZ	5330-01-526-5339	0AK42	114771-11310	.GASKET, BONNET.....	1
2	PAFZZ	5331-01-324-8831	0AK42	114250-11340	.SEAL, VALVE STEM	1
3	PAFZZ	5330-01-486-4449	0AK42	114771-11461	.GASKET, NOZZLE	1
4	PAFZZ	2815-01-526-7329	0AH42	114771-11100	.VALVE, SUCTION	1
5	PAFZZ	2815-01-526-7328	0AK42	114771-11110	.VALVE, EXHAUST.....	1
END OF FIGURE						

This page intentionally left Blank.

**UNIT, DIRECT AND GENERAL SUPPORT MAINTENANCE
LIGHTWEIGHT WATER PURIFIER
AIR CLEANER ASSEMBLY
P/N 714250-12560
REPAIR PARTS LIST**

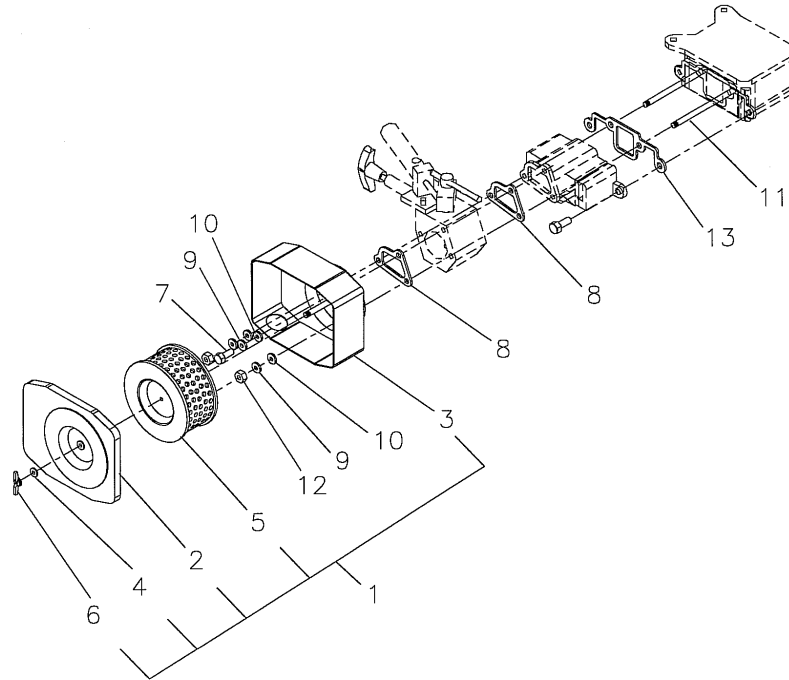


Figure 7. Air Cleaner Assembly

(1) ITEM NO.	(2) SMR CODE	(3) NSN	(4) CAGEC	(5) PART NUMBER	(6) DESCRIPTION AND USABLE ON CODE (UOC)	(7) QTY
FUNCTIONAL GROUP 01010102						
FIGURE 7. AIR CLEANER ASSEMBLY						
1	PAOZZ	2940-01-323-3289	0AK42	714250-12560	.CLEANER ASSY, AIR.....	1
2	PAOZZ	5340-01-323-7879	0AK42	114250-12520	..COVER, AIR CLEANER.....	1
3	PAOZZ	2940-01-389-9942	0AK42	114250-12530	..CASE, AIR CLEANER.....	1
4	PAOZZ	5310-01-322-8747	0AK42	114250-12560	..WASHER, M6, SEAL	1
5	PAOZZ	2940-01-310-4495	0AK42	114250-12580	..ELEMENT, WET AIR	1
6	PAOZZ	5310-01-327-0778	0AK42	114250-12550	..NUT, WING M6	1
7	PAOZZ	5305-01-527-2449	76371	3503435000	.CAPSCREW, HEX, M6-1.00 X 70	1
8	PAOZZ	5330-01-526-5104	0AK42	114250-12211	.GASKET, AIR CLEANER.....	2
9	PAOZZ	5310-01-526-4285	76371	3501809000	..WASHER, LOCK, 0.25", 316SST....	3
10	PAOZZ	5310-01-526-4206	76371	3501175000	..WASHER, FLAT, 0.25", 316SST.....	3
11	PAOZZ	5307-01-526-9052	76371	3503455000	..STUD, M6 X 120, 316SST	2
12	PAOZZ	5310-01-526-8398	76371	3503321000	..NUT, M6 X 120, 316SST.....	2
13	PAOZZ	5330-01-526-5335	0AK42	114771-12200	..GASKET, AIR INTAKE.....	1
END OF FIGURE						

This page intentionally left Blank.

This page intentionally left Blank.

UNIT, DIRECT AND GENERAL SUPPORT MAINTENANCE
 LIGHTWEIGHT WATER PURIFIER
 EMERGENCY SHUTOFF VALVE ASSEMBLY
 P/N 150350000
 REPAIR PARTS LIST

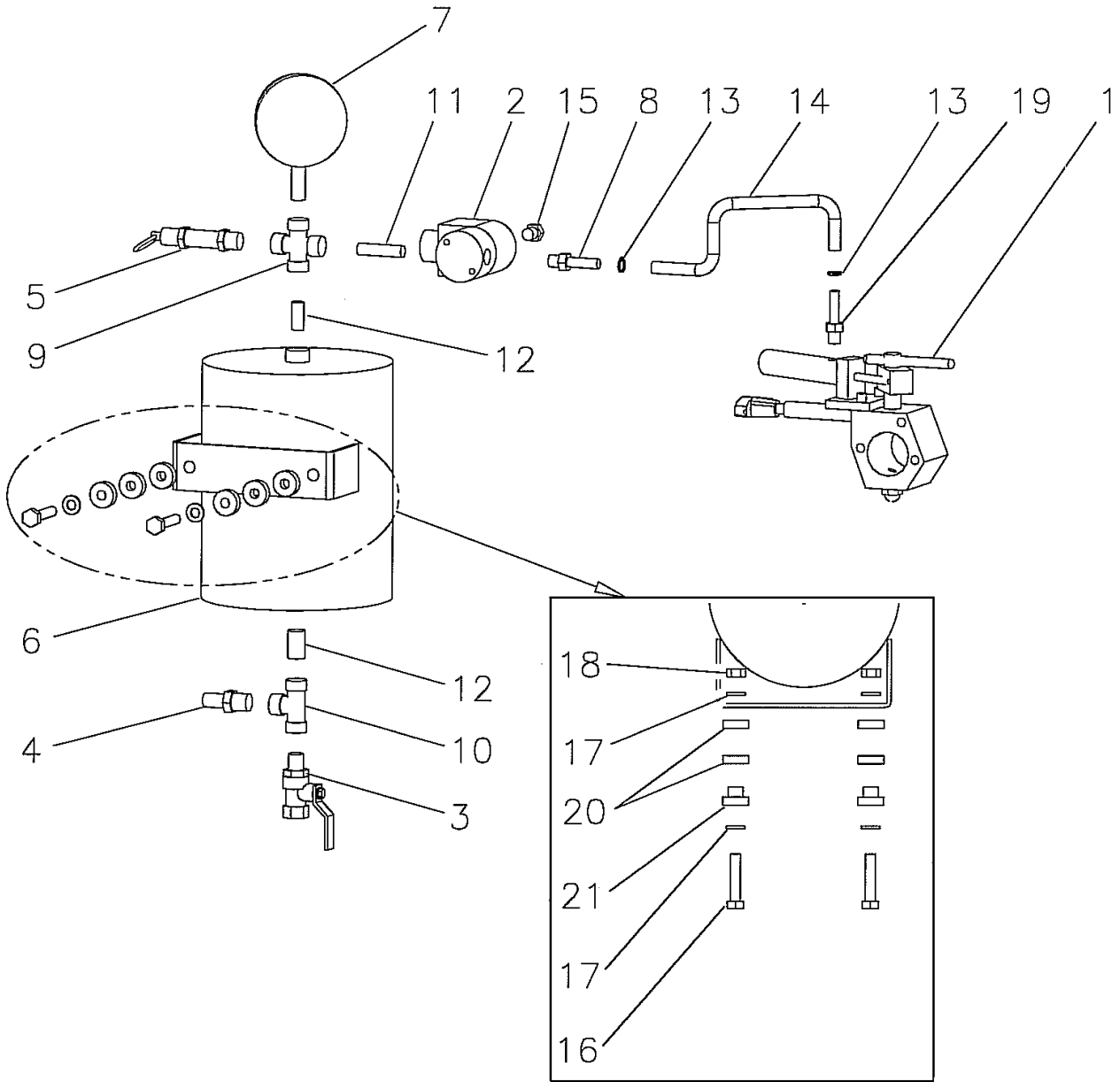


Figure 8. Emergency Shutoff Valve Assembly

(1) ITEM NO.	(2) SMR CODE	(3) NSN	(4) CAGEC	(5) PART NUMBER	(6) DESCRIPTION AND USABLE ON CODE (UOC)	(7) QTY
FUNCTIONAL GROUP 01010103						
FIGURE 8. EMERGENCY SHUTOFF VALVE ASSEMBLY						
			76371	1503500000	..VALVE ASSEMBLY, EMERG. SHUTOFF, AIR ACTUATED (SEE WP 0002 00)	REF
1	PAOZZ	4820-01-526-5374	76371	1503499000	..VALVE, EMERG. SHUTOFF	1
2	PAOZZ	4810-01-221-8857	81978	71315SN2GNJ1N0C111P3	..VALVE, SOLENOID, 3-WAY, 00.25" FPT, NORMALLY CLOSED (SV1).....	1
3	PAOZZ	4820-01-526-5331	72219	78-267-01	..VALVE, BALL, 00.25" MPT X 00.25" FPT, BRONZE BODY, LEVER HANDLE	1
4	PAOZZ	4820-01-526-5351	39428	8063K37	..VALVE, AIR TANK, 00.25"NPT X 0.54" OD PIPE, BRASS (V10).....	1
5	PAOZZ	4820-01-481-7940	4X630	863-410904	..VALVE, 0.25" MPT, POP- SAFETY, BRASS, 150 PSI (V12)...	1
6	PAOZZ	4310-01-526-5358	76371	1403102001	..TANK, AIR, 1/2 GAL. CAPACITY, 0.25" NPT PORTS, 150 PSI MAX, STEEL	1
7	PAOZZ	6685-01-526-4860	38056	25-1009-SW-02L- XLL, 0-200 PSI	..GUAGE, PRESSURE, 2.50" DIAL, 0-200 PSI, 0.25" NPT LOWER CONNECTION, 316SST, (PI-2).....	1
8	PAOZZ	4730-01-141-6811	02570	SS-4-HC-1-4	..ADAPTER, 0.25"MPT X HOSE BARB, SST	1
9	PAOZZ	4730-01-526-5169	76371	2553762000	..CROSS, 0.25"FPT X 0.25"FPT X 0.25"FPT X 0.25"FPT, 316 SST...	1
10	PAOZZ	4730-01-526-5171	76371	2508427000	..TEE, 0.25"FPT X 0.25"FPT X 0.25"FPT, SST	1
11	PAOZZ	4730-01-526-5179	76371	2505541000	..NIPPLE, 0.25"TBE X 1.50" LG, SCHED 40, SST	1
12	PAOZZ	4730-01-526-5181	76371	2506465000	..NIPPLE, 0.25"TBE XCLOSE, SCHED 40, SST	2
13	PAOZZ	4730-01-526-4880	052C4	SS12012	..CLAMP, HOSE, WORM DRIVE.....	2
14	PAOZZ	4720-01-526-5190	39428	54075K42	..HOSE, AIR, 0.25"ID X 0.50"OD, GRAY, PVC TUBE AND COVER...	1
15	PAOZZ	1560-01-525-2381	3A054	4456K12	..FILTER, BREATHER/VENT, 0.250" NPT, 316SST BODY, BRONZE FILTER	1
16	PAOZZ	5305-01-526-5159	76371	3500908000	..CAPSCREW, HEX, 0.250"- 20UNC-2A X 1.25" LG, 316 SST....	2
17	PAOZZ	5310-01-526-4206	76371	3501175000	..WASHER, FLAT, 0.250"BOLT SIZE, 0.625"OD X 0.286" ID X 0.05" THK, 316 SST	4
18	PAOZZ	5310-01-526-8382	76371	3501063000	..NUT, LOCK, HEX, 00.250"- 20UNC, WITH NYLON INSERT	2
19	PAOZZ	4730-01-072-4774	02570	SS-4-HC-1-2	..ADAPTER, 0.125"MPT X HOSE BARB, SST	1
20	PAOZZ	5365-01-144-2658	81860	WB1-050	..BUSHING, RUBBER, 0.50" OD X 0.25" ID	2
21	PAOZZ	5365-01-144-2659	81860	WR1-050	..RING, RUBBER, 0.81" OD X 0.453" ID X 0.25" THK	4
END OF FIGURE						

This page intentionally left Blank.

**UNIT, DIRECT AND GENERAL SUPPORT MAINTENANCE
LIGHTWEIGHT WATER PURIFIER
LUBE OIL STRAINER
P/N 114250-35110
REPAIR PARTS LIST**

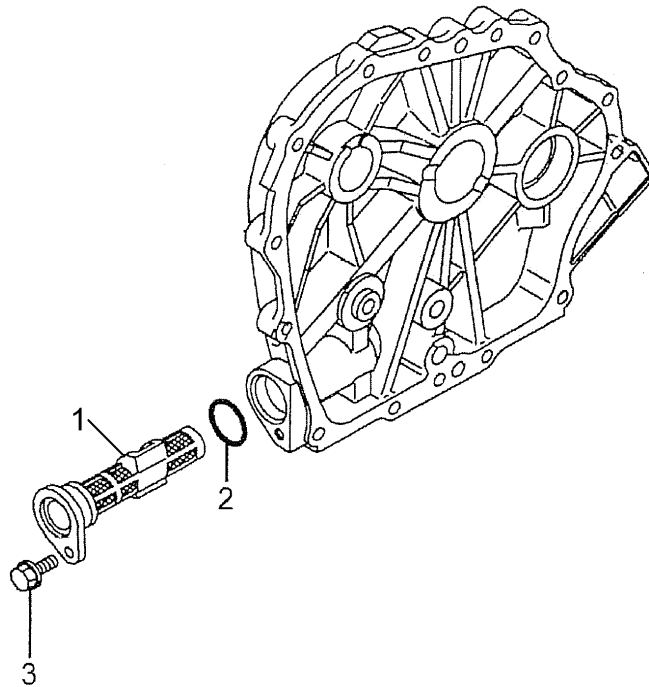


Figure 9. Lube Oil Strainer

(1) ITEM NO.	(2) SMR CODE	(3) NSN	(4) CAGEC	(5) PART NUMBER	(6) DESCRIPTION AND USABLE ON CODE (UOC)	(7) QTY
FUNCTIONAL GROUP 01010104						
FIGURE 9. LUBE OIL STRAINER						
1	PAOZZ	2815-01-353-7523	0AK42	114250-35110	.STRAINER, LUBE OIL	1
2	PAOZZ	5331-01-326-8017	0AK42	24341-000224	..O-RING, 1A S-22.4	1
3	PAOZZ	5305-01-388-6229	0AK42	26106-060162	..BOLT M 6X 16 PLATED	1
END OF FIGURE						

This page intentionally left Blank.

This page intentionally left Blank.

UNIT, DIRECT AND GENERAL SUPPORT MAINTENANCE
 LIGHTWEIGHT WATER PURIFIER
 LUBE OIL PUMP AND THROTTLE PLATE
 P/N 114250-32010 & P/N 1503493002
 REPAIR PARTS LIST

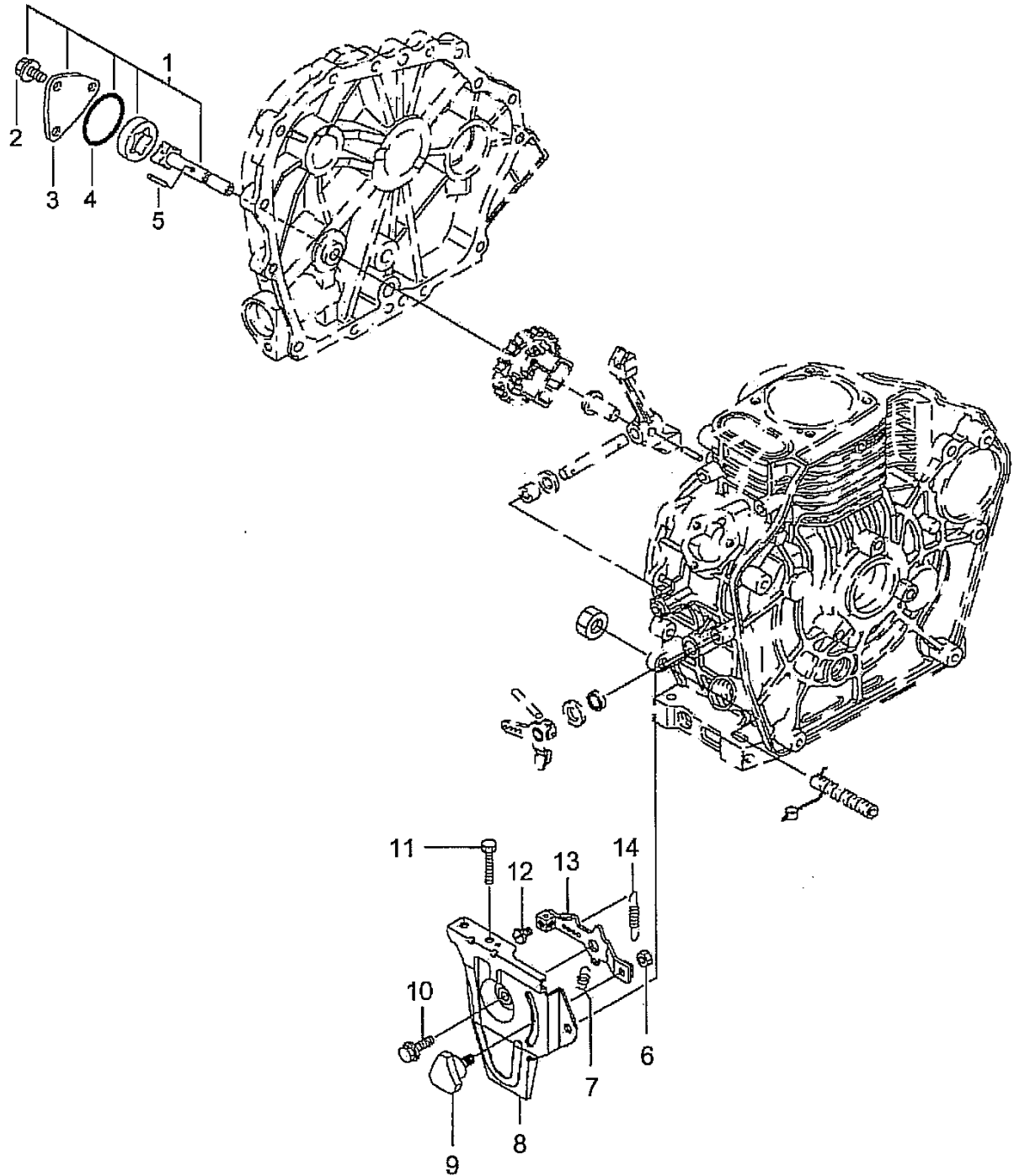


Figure 10. Lube Oil Pump And Throttle Plate

(1) ITEM NO.	(2) SMR CODE	(3) NSN	(4) CAGEC	(5) PART NUMBER	(6) DESCRIPTION AND USABLE ON CODE (UOC)	(7) QTY
FUNCTIONAL GROUP 01010105						
FIGURE 10. LUBE OIL PUMP AND THROTTLE PLATE						
1	PAFZZ	4320-01-323-0298	0AK42	114250-32010	.PUMP ASSY, LUBE OIL.....	1
2	PAFZZ	5306-01-388-7402	0AK42	26476-060142	..BOLT, M 6X 14 TAPPING	3
3	PAFZZ	5340-01-433-5457	0AK42	114250-32070	..COVER, LUBE OIL PUMP.....	1
4	PAFZZ	5331-01-324-8279	0AK42	103338-32570	..O-RING	1
5	PAFZZ	5315-01-431-8229	15852	2BEI0DN	..PARALLEL PIN 3X16	1
6	PAFZZ	5310-01-526-8383	0AK42	26347-060002	.U NUT 6	1
7	PAFZZ	5360-01-322-8631	0AK42	114250-66200	.SPRING, RETURN	1
8	PAFZZ	2990-01-526-6949	76371	1503493002	.PLATE, THROTTLE, MODIFIED	1
9	PAFZZ	5340-01-433-5456	0AK42	160725-78350	.KNOB (W/M6X15).....	1
10	PAFZZ	5306-01-526-7343	0AK42	26106-060142	.BOLT, M 6X 14 PLATED	1
11	PAFZZ	5306-01-431-7459	0AK42	114250-66440	.BOLT, ADJUSTING	1
12	PAFZZ	5306-01-526-7950	0AK42	26117-040088	.BOLT, M 4X 8 PLATED	1
13	PAFZZ	5340-01-430-4761	S4163	114250-66050	.HANDLE, REGULATOR	1
14	PAFZZ	5360-01-419-5483	0AK42	114770-66010	.SPRING, REGULATOR.....	1
END OF FIGURE						

This page intentionally left Blank.

This page intentionally left Blank.

UNIT, DIRECT AND GENERAL SUPPORT MAINTENANCE
 LIGHTWEIGHT WATER PURIFIER
 FUEL INJECTION PUMP ASSEMBLY
 P/N 714350-51200
 REPAIR PARTS LIST

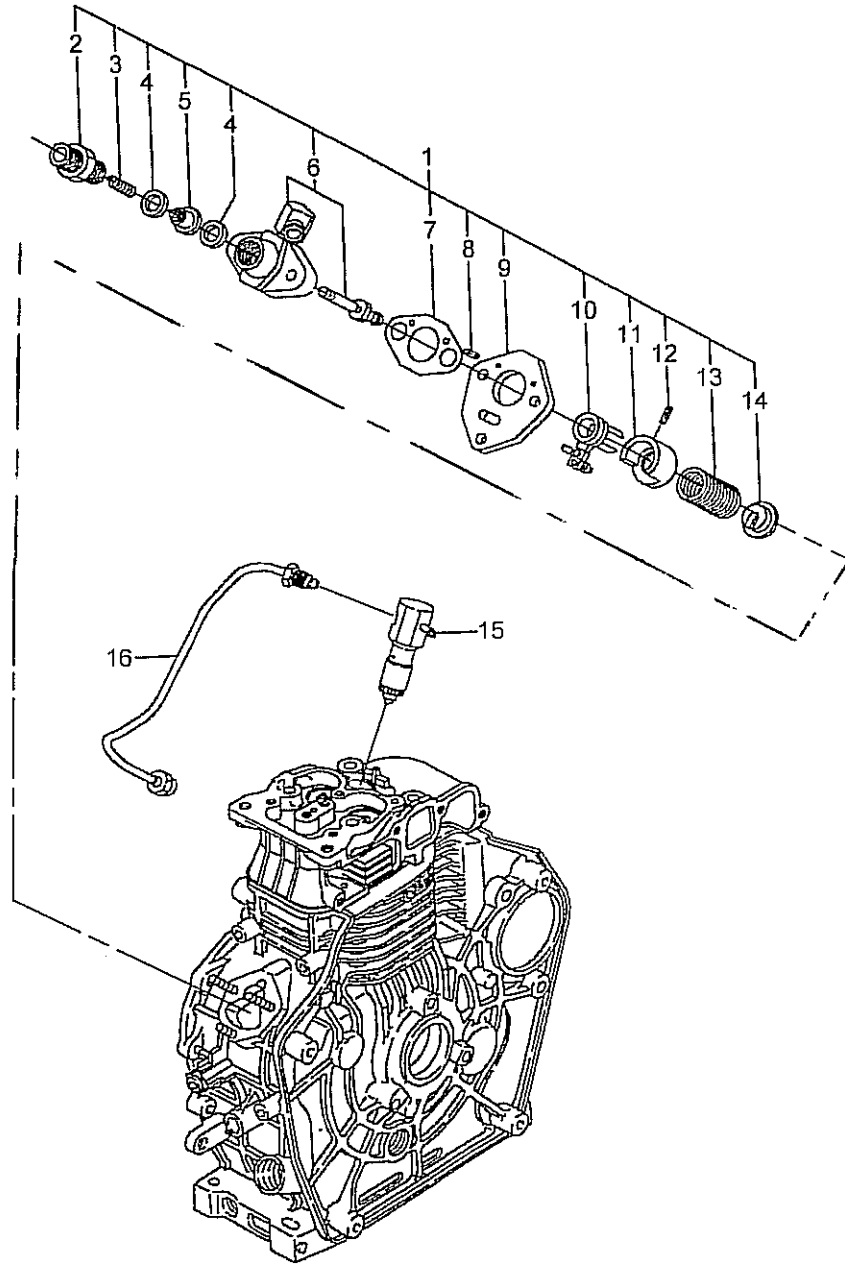


Figure 11. Fuel Injection Pump Assembly

(1) ITEM NO.	(2) SMR CODE	(3) NSN	(4) CAGEC	(5) PART NUMBER	(6) DESCRIPTION AND USABLE ON CODE (UOC)	(7) QTY
FUNCTIONAL GROUP 01010106						
FIGURE 11. FUEL INJECTION PUMP ASSEMBLY						
1	PAFFF	2910-01-526-8493	0AK42	114775-95110	.PUMP ASSEMBLY, FUEL INJECTION.....	1
2	PAFZZ	4820-14-469-8518	S4163	114250-51340	..HOLDER, FUEL INJECTION PUMP DELIVERY	1
3	PAFZZ	5360-01-322-8629	0AK42	105546-51330	..SPRING, DELIVERY VALVE	1
4	PAFZZ	5330-01-328-4169	OGUY0	124550-51350	..GASKET, DELIVERY.....	2
5	PAFZZ	4820-14-500-3119	F2534	114250-51300	..VALVE ASSEMBLY, DELIVERY ...	1
6	PAFZZ	4320-01-476-9299	0AK42	114350-51200	..BODY, FUEL INJECTION PUMP ..	1
7	PAFZZ	5330-01-323-1551	0AK42	105546-51020	..GASKET	1
8	PAFZZ	5315-01-416-3131	0AK42	22351-020006	..PIN, SPRING, 2X 6.....	2
9	PAFZZ	5340-01-526-6927	0AK42	114250-51080	..PLATE.....	1
10	PAFZZ	5340-14-469-8519	S4163	114250-51600	..LEVER ASSEMBLY, CONTROL ...	1
11	PAFZZ	5340-01-415-3807	0AK42	114250-51640	..SEAT (A), SPRING	1
12	PAFZZ	5315-01-416-3128	0AK42	22351-030008	..PIN, SPRING, 3X 6.....	1
13	PAFZZ	5360-01-322-8628	0AK42	114250-51160	..SPRING	1
14	PAFZZ	5340-01-415-3810	0AK42	114250-51650	..SEAT (B), SPRING	1
15	PAFFF	2910-01-526-5119	0AK42	714771-53100	.VALVE ASSEMBLY, FUEL INJECTION.....	1
16	PAFZZ	4710-01-526-5885	0AK42	114771-59801	.PIPE, FUEL INJECTION.....	1
END OF FIGURE						

This page intentionally left Blank.

This page intentionally left Blank.

UNIT, DIRECT AND GENERAL SUPPORT MAINTENANCE
 LIGHTWEIGHT WATER PURIFIER
 MUFFLER ASSEMBLY
 P/N 114250-13521
 REPAIR PARTS LIST

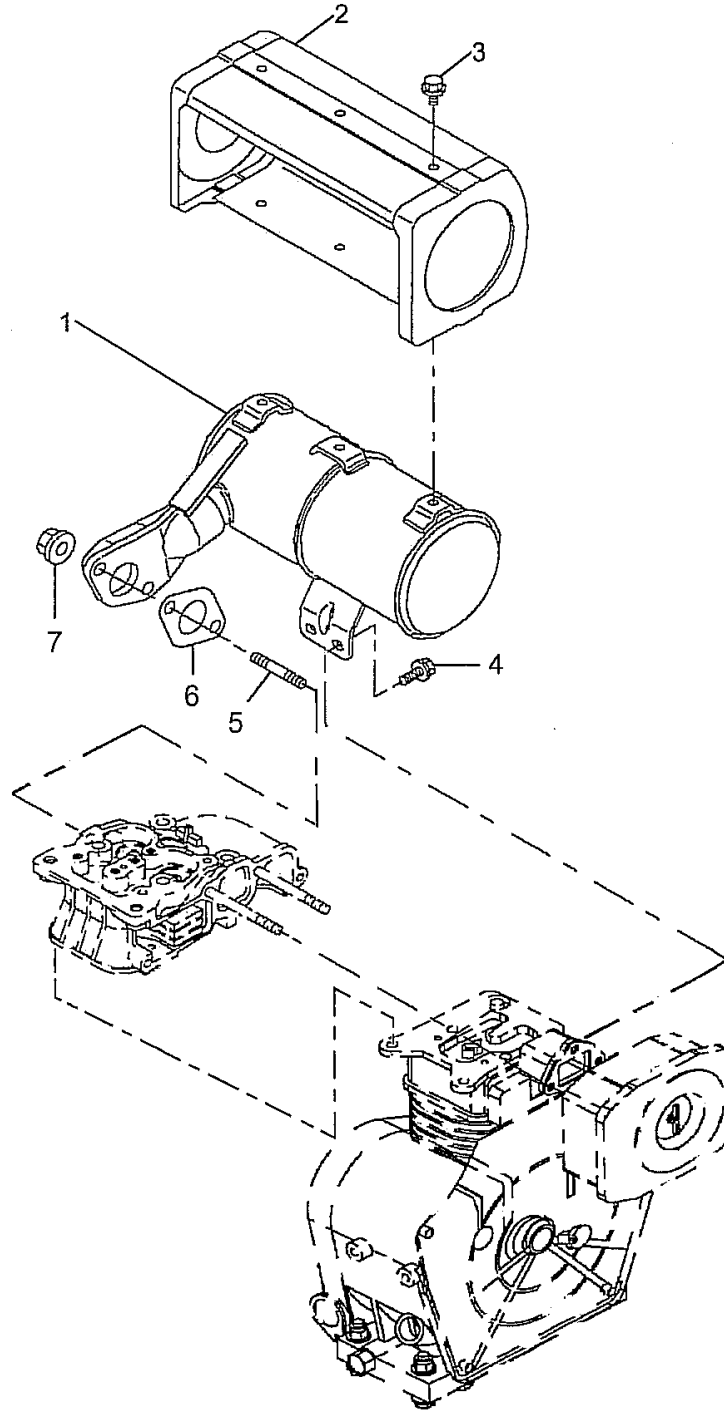


Figure 12. Muffler Assembly

(1) ITEM NO.	(2) SMR CODE	(3) NSN	(4) CAGEC	(5) PART NUMBER	(6) DESCRIPTION AND USABLE ON CODE (UOC)	(7) QTY
FUNCTIONAL GROUP 01010107						
FIGURE 12. MUFFLER ASSEMBLY						
1	PAOZZ	4330-01-323-3288	0AK42	114250-13521	.MUFFLER W/COVER	1
2	PAOZZ	5340-01-526-7236	0AK42	114250-13701	..COVER, MUFFLER	1
3	PAOZZ	5305-01-163-5075	15526	933-M6X8	..BOLT, M 6 X 8 PLATED	6
4	PAOZZ	5305-01-300-6264	80204	B18231B06012N	.BOLT, M 6 X 12 PLATED	2
5	PAOZZ	5307-01-431-7454	0AK42	26216-080182	.STUD, M 8 X 18 PLATED	2
6	PAOZZ	5330-01-526-5105	0AK42	114250-13201	.GASKET, (NON-ASB).....	1
7	PAOZZ	5310-01-322-8607	0AK42	26366-080002	.NUT, M 8.....	2
END OF FIGURE						

This page intentionally left Blank.

This page intentionally left Blank.

UNIT, DIRECT AND GENERAL SUPPORT MAINTENANCE
 LIGHTWEIGHT WATER PURIFIER
 HP PUMP MOUNTING PLATE
 P/N 1201283003
 REPAIR PARTS LIST

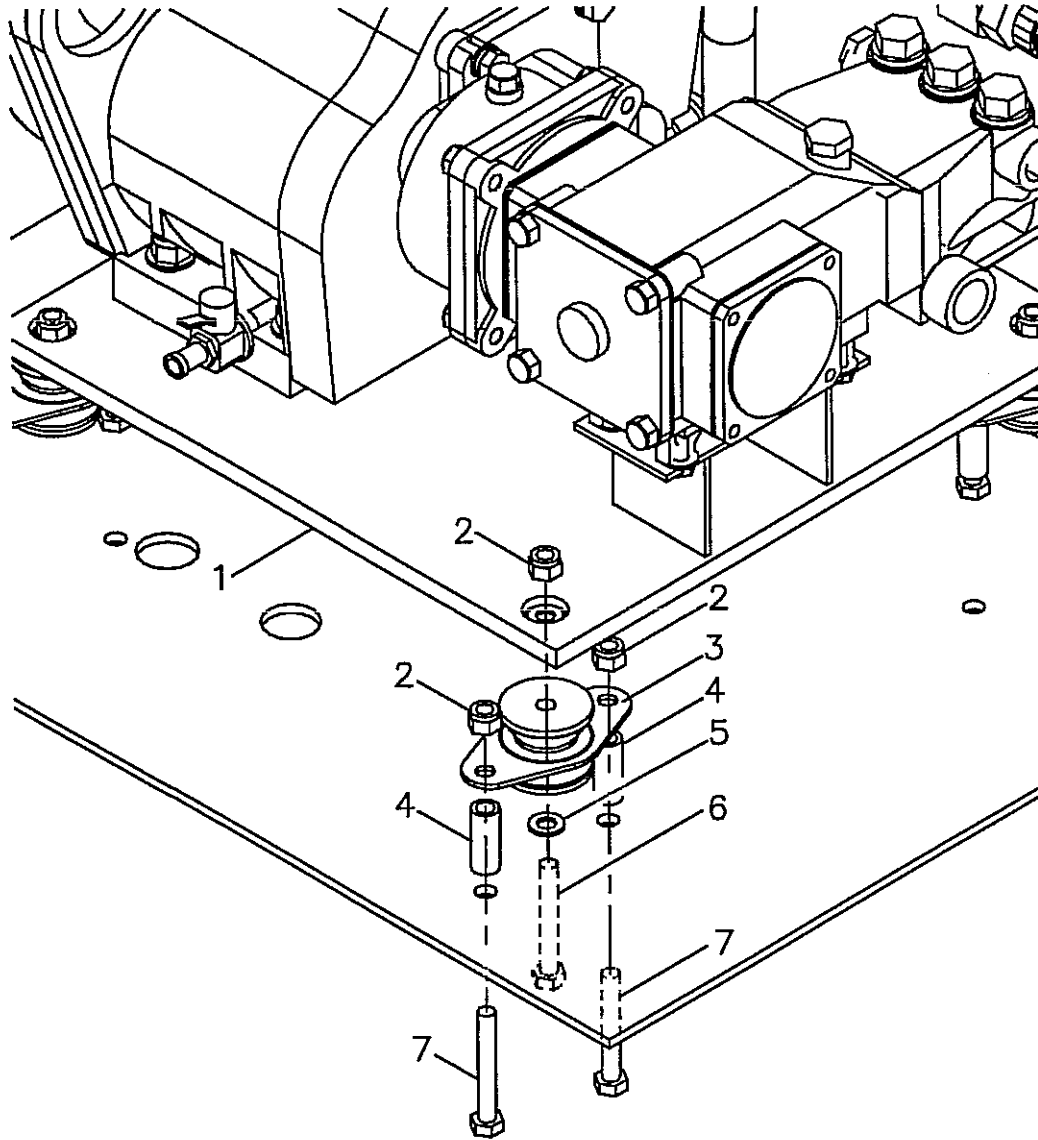


Figure 13. HP Pump Mounting Plate

(1) ITEM NO.	(2) SMR CODE	(3) NSN	(4) CAGEC	(5) PART NUMBER	(6) DESCRIPTION AND USABLE ON CODE (UOC)	(7) QTY
FUNCTIONAL GROUP 010102						
FIGURE 13. HP PUMP MOUNTING PLATE						
1	PAOZZ	5340-01-526-6938	76371	1201283003	.MOUNTING PLATE, LWP HP PUMP	1
2	PAOZZ	5310-01-526-4848	76371	3501053000	.NUT, LOCK, HEX, .313 W/NYLON INSERT, 316SST.....	12
3	PAOZZ	5340-01-526-7391	0G9T9	2316-50S	.MOUNT, RESILIENT, ISOLATOR, W/ SST REBOUND WASHER.....	4
4	PAOZZ	5365-01-526-8821	76371	3503465001	.SPACER, MOUNT, ISOLATOR.....	8
5	PAOZZ	5310-01-526-4210	76371	3502874000	.WASHER, FLAT.....	4
6	PAOZZ	5306-01-526-5301	76371	3503411000	.BOLT, HEX, 0.313"-18 X 2.0" LONG	4
7	PAOZZ	505-01-526-5308	76371	3502836000	.BOLT, HEX, 0.313"-18 X 2.250" LONG	8
END OF FIGURE						

This page intentionally left Blank.

This page intentionally left Blank.

UNIT, DIRECT AND GENERAL SUPPORT MAINTENANCE
 LIGHTWEIGHT WATER PURIFIER
 HP PUMP ASSEMBLY WITH HARDWARE
 P/N 1002678003
 REPAIR PARTS LIST

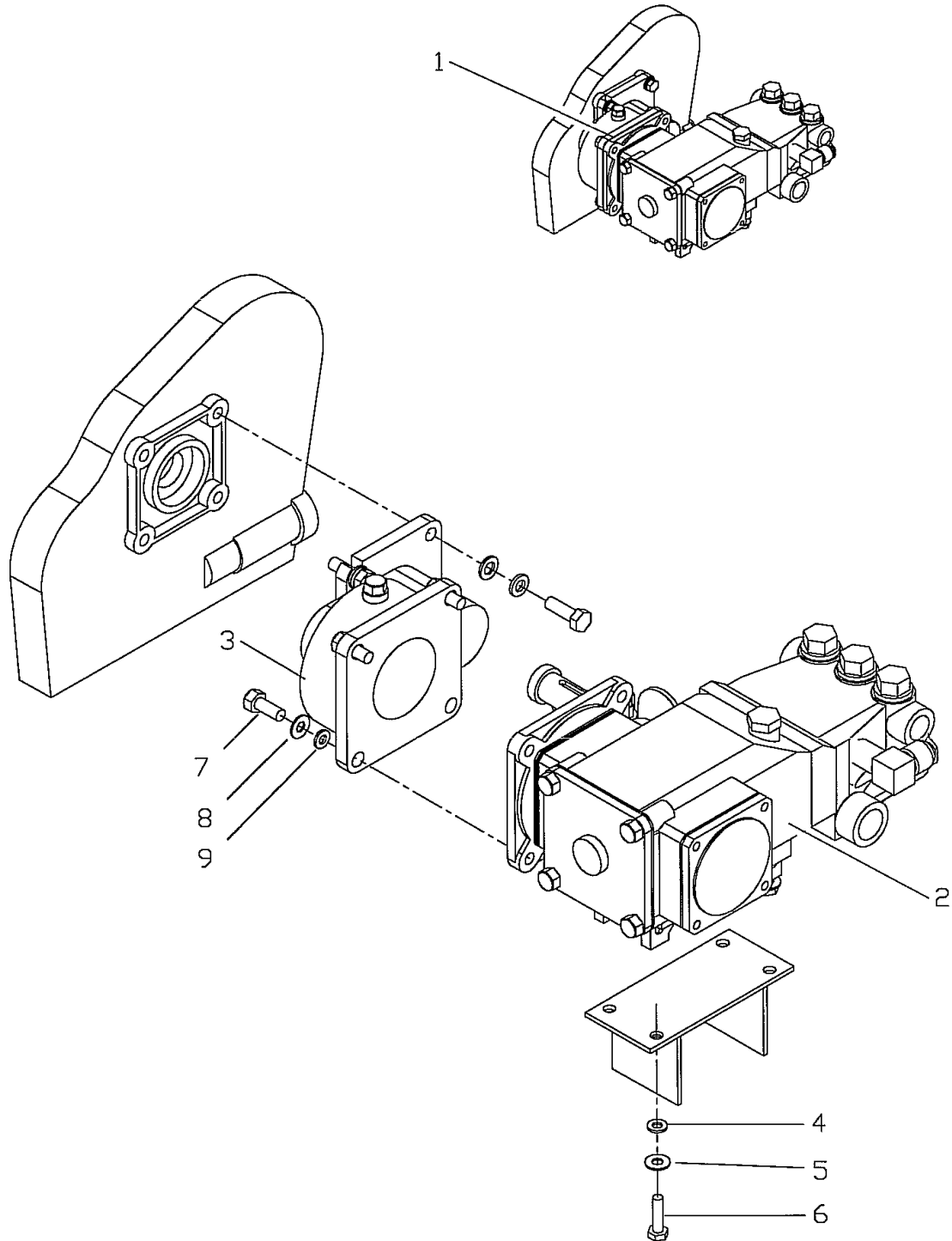


Figure 14. HP Pump Assembly

(1) ITEM NO.	(2) SMR CODE	(3) NSN	(4) CAGEC	(5) PART NUMBER	(6) DESCRIPTION AND USABLE ON CODE (UOC)	(7) QTY
FUNCTIONAL GROUP 0103						
FIGURE 14. HP PUMP ASSEMBLY						
			76371	1002678003	.HP PUMP ASSEMBLY W/ HARDWARE (SEE WP 0002 00) ...	REF
1	PAOFF	4320-01-527-4733	76371	1002678300	..HP PUMP ASSEMBLY	1
2	PAOFF	2990-01-526-7408	76371	1002678100	...PUMP, PLUNGER (P4) (REFER TO WP 0016 00 FOR PARTS BREAK DOWN)	1
3	PAFFF	1615-01-526-7083	76371	1002678200	...GEARBOX ASSY (REFER TO WP 0017 00 FOR PARTS BREAK DOWN)	1
4	PAOZZ	5310-01-526-4285	76371	3501809000	..WASHER, LOCK, .250", 316SST ..	4
5	PAOZZ	5310-01-526-4206	76371	3501175000	..WASHER, FLAT, .250", 316SST ..	4
6	PAOZZ	5305-01-526-8521	76371	3503400000	..CAPSCREW, HEX, M6 1.00X25, 316SST	4
7	PAOZZ	5305-01-526-8522	76371	3503333000	..CAPSCREW, HEX, M8 1.25X25, 316SST	4
8	PAOZZ	5310-01-526-4284	76371	3501353000	..WASHER, LOCK, .313", 316SST	4
9	PAOZZ	5310-01-526-4210	76371	3502874000	..WASHER, FLAT, 316SST	4
END OF FIGURE						

This page intentionally left Blank.

This page intentionally left Blank.

UNIT, DIRECT AND GENERAL SUPPORT MAINTENANCE
 LIGHTWEIGHT WATER PURIFIER
 PUMP PLUNGER
 P/N 1002678100
 REPAIR PARTS LIST

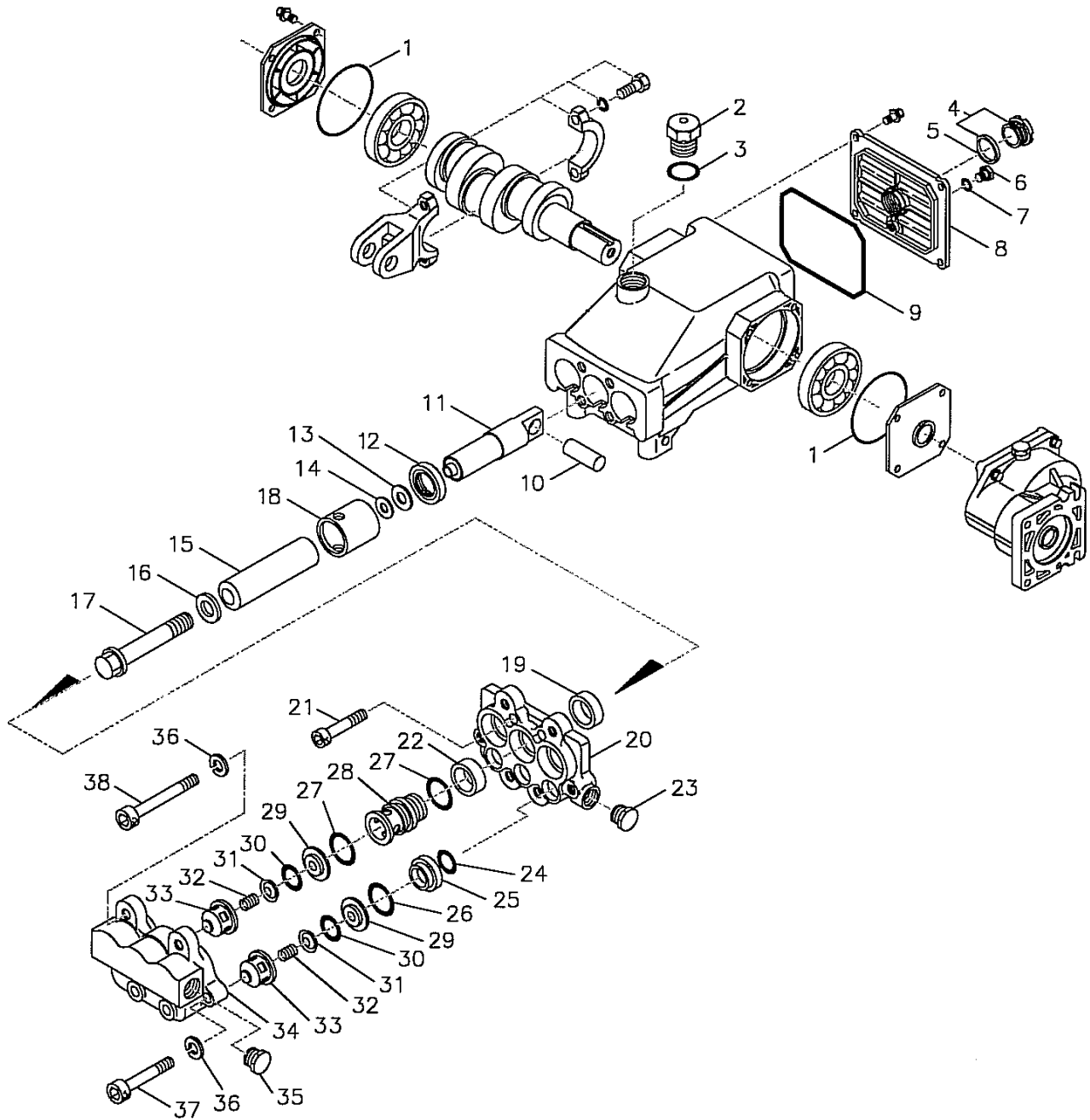


Figure 15. Pump Plunger

(1) ITEM NO.	(2) SMR CODE	(3) NSN	(4) CAGEC	(5) PART NUMBER	(6) DESCRIPTION AND USABLE ON CODE (UOC)	(7) QTY
FUNCTIONAL GROUP 010301						
FIGURE 15. PUMP PLUNGER						
			76371	1002678100	.PUMP PLUNGER (REFER TO WP 0015 00).....	REF
1	KFFZZ	5331-01-526-8822	57783	14028	..O-RING, BEARING COVER-70D (PART OF KIT P/N 1211GSK)	2
2	PAOZZ	2590-01-526-7324	57783	45690	..CAP, OIL, FILLER.....	1
3	KFFZZ	5331-01-468-1186	57783	14179	..O-RING, OIL FILTER CAP-70D (PART OF KIT P/N 1211GSK)	1
4	PAOZZ	6680-01-504-2734	57783	92241	..GAUGE, OIL, BUBBLE W/ GASKET	1
5	KFFZZ	5331-01-272-5269	57783	44428	...GASKET, OIL GAUGE-80D (PART OF KIT P/N 1211GSK)	1
6	PAOZZ	5340-01-357-3062	57783	25625	..PLUG, DRAIN (1/4"X19BSP).....	1
7	KFFZZ	5331-01-140-1164	57783	23170	..O-RING, DRAIN PLUG-70D (PART OF KIT P/N 1211GSK)	1
8	XAFZZ		57783	46939	..COVER, REAR	1
9	KFFZZ	5331-01-526-8823	57783	14041	..O-RING, REAR, COVER-70D (PART OF KIT P/N 1211GSK)	1
10	PAFZZ	5315-01-526-8490	57783	46615	..PIN, CROSSHEAD	3
11	PAFZZ	3040-01-526-7884	57783	48459	..ROD, PLUNGER.....	3
12	KFFZZ	5330-01-526-7291	57783	46839	..SEAL, OIL, CRANKCASE-70D (PART OF KIT P/N 1211GSK)	3
13	PAFZZ	2815-01-526-7333	57783	48809	..SLINGER, BARRIER, FLAT	3
14	PAFZZ	5310-01-526-8018	57783	48810	..ADAPTER	3
15	PAFZZ	2910-01-526-7066	57783	48807	..PLUNGER (M18X44).....	3
16	KFFZZ	5310-01-526-8020	57783	46730	..WASHER, SEAL-90D (PART OF KIT P/N 1211GSK AND 33985)	3
17	PAFZZ	5306-01-526-7922	57783	48201	..RETAINER, PLUNGER	3
18	PAFZZ	5330-01-526-7293	57783	46541	..RETAINER, SEAL.....	3
19	PAFZZ	5330-01-340-8162	57783	44053	..SEAL, LPS W/SS-SPRING (PART OF KIT P/N 33985).....	3
20	XAFZZ		57783	48553	..MANIFOLD, INLET	1
21	PAFZZ	5305-01-528-4061	57783	119034	..SCREW, HSH (M8X35)	4
22	PAFZZ	5330-01-394-7410	57783	44652	..SEAL, HPS W/SS (PART OF KIT P/N 33985)	3
23	PAOZZ	5365-01-504-2737	57783	45156	..PLUG, INLET (1/2"NPT)	1
24	KFFZZ	5330-01-340-8192	57783	17547	..O-RING, ADAPTER, INNER-85D (PART OF KIT P/N 33985 AND 30982)	3
25	PAFZZ	4820-01-299-7444	57783	44060	..ADAPTER, VALVE	3
26	KFFZZ	5331-01-340-8193	57783	43893	..O-RING, ADAPTER, OUTER-80D (PART OF KIT P/N 33985 AND 30892).....	3
27	KFFZZ	5331-01-387-0181	57783	26089	..O-RING, ADAPTER VALVE (PART OF KIT P/N 33985 AND 30892)	3
28	PAFZZ	5365-01-299-7451	57783	44059	..ADAPTER, VALVE	3
29	KFFZZ	4820-01-340-1369	57783	44058	..SEAT (PART OF KIT P/N 30982) ..	6
30	KFFZZ	5331-01-340-8194	57783	44001	..O-RING, SEAT (PART OF KIT P/N 30982)	6
31	KFFZZ	5340-01-342-1033	57783	44057	..VALVE (PART OF KIT P/N 30982)	6

(1) ITEM NO.	(2) SMR CODE	(3) NSN	(4) CAGEC	(5) PART NUMBER	(6) DESCRIPTION AND USABLE ON CODE (UOC)	(7) QTY
32	KFFZZ	5360-01-340-8143	57783	44056	..SPRING (PART OF KIT P/N 30982).....	6
33	KFFZZ	2805-01-340-1630	57783	44055	..RETAINER, SPRING (PART OF KIT P/N 30982).....	6
34	XAFZZ		57783	48558	..MANIFOLD, DISCHARGE	1
35	PAFZZ	4730-01-526-7880	76371	2554419000	..PLUG, PIPE, HEX, 0.375" MPT, 316SST	1
36	PAFZZ	5310-01-499-4820	57783	15847	..LOCKWASHER, SPLIT M10.....	6
37	PAFZZ	5305-01-499-3831	57783	87950	..SCREW, HSH (M10X35).....	2
38	PAFZZ	5305-01-499-3848	57783	87952	..SCREW, HSH (M10X55).....	4
	PAFZZ	4820-01-299-7529	57783	30982	..PARTS KIT, VALVE (SEE WP 0066 FOR KIT PARTS LISTING) ...	1
	PAFZZ	5330-01-526-7165	57783	1211GSK	..PARTS KIT, SEAL AND GASKET (SEE WP 0065 00 FOR KIT PARTS LISTING)	1
	PAFZZ	5330-01-526-7163	57783	33985	..PARTS KIT, SEAL (SEE WP 0065 00 FOR KIT PARTS LISTING).....	1
END OF FIGURE						

This page intentionally left Blank.

UNIT, DIRECT AND GENERAL SUPPORT MAINTENANCE
 LIGHTWEIGHT WATER PURIFIER
 HP GEARBOX ASSEMBLY
 P/N 1002678200
 REPAIR PARTS LIST

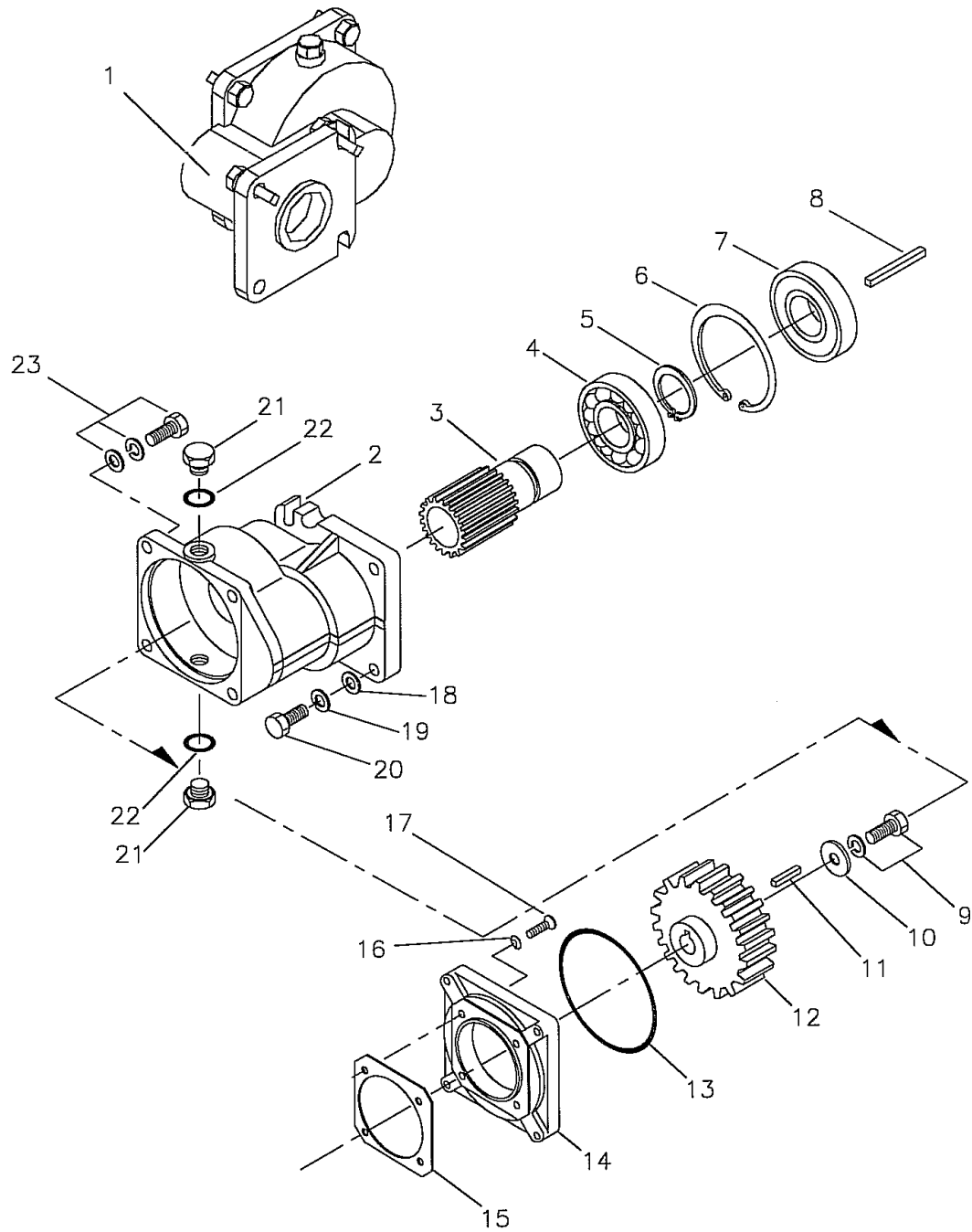


Figure 16. HP Gearbox

(1) ITEM NO.	(2) SMR CODE	(3) NSN	(4) CAGEC	(5) PART NUMBER	(6) DESCRIPTION AND USABLE ON CODE (UOC)	(7) QTY
FUNCTIONAL GROUP 010302						
FIGURE 16. HP GEARBOX						
1	PAFFF	1615-01-526-7083	76371	1002678200	..GEARBOX ASSY, HP (SEE WP 0015 00).....	1
2	PAFZZ	3040-01-526-7399	57783	45085	..HOUSING.....	1
3	PAFZZ	3040-01-526-7405	57783	45087	..GEAR, PINION.....	1
4	PAFZZ	3110-01-526-7299	57783	14488	..BEARING, BALL.....	1
5	PAFZZ	5325-01-526-7251	57783	47333	..RETAINING RING, EXTERNAL.....	1
6	PAFZZ	5325-01-526-7253	57783	54673	..RETAINING RING, INTERNAL.....	1
7	KFFZZ		57783	45089	..SEAL, PINION, OIL (PART OF KIT P/N 1211GSK).....	1
8	PAFZZ	5315-01-526-7905	57783	44294	..KEY (3/16"X3/16"X1-3/4").....	1
9	PAFZZ	5305-01-526-8488	57783	92521	..SCREW, HHC SEMS (M8X20).....	1
10	PAFZZ	5310-01-526-8029	57783	26118	..WASHER, FLAT (M8).....	1
11	PAFZZ	5315-01-526-7903	57783	57352	..KEY (M5X5X21).....	1
12	PAFZZ	3020-01-526-7335	57783	44297	..GEAR, SPUR.....	1
13	KFFZZ		57783	44558	..O-RING, FLANGE (PART OF KIT P/N 1211GSK).....	1
14	PAFZZ	2520-01-526-7392	57783	48261	..FLANGE, BEARING COVER.....	1
15	KFFZZ		57783	48262	..GASKET, FLANGE (PART OF KIT P/N 1211GSK).....	1
16	PAFZZ	5310-01-526-8023	57783	210619	..LOCKWASHER, CONICAL (M6)....	4
17	PAFZZ	5305-01-526-8502	57783	45763	..SCREW, FH (M6X16).....	4
18	PAFZZ	5310-01-526-8032	57783	15845	..LOCKWASHER (M8).....	4
19	PAFZZ	5310-01-526-8027	57783	12489	..WASHER, FLAT (M8).....	4
20	PAFZZ	5305-01-526-8506	57783	44314	..SCREW, HH (5/16"-24X1").....	4
21	PAFZZ	5340-01-357-3062	57783	25625	..PLUG, DRAIN (1/4"X19BSP).....	2
22	PAFZZ	5331-01-140-1164	57783	23170	..O-RING, DRAIN PLUG-70.....	2
23	PAFZZ	5305-01-526-8507	57783	92508	..SCREW, HHC SEMS (M8X25).....	4
	PAFZZ	5330-01-526-7165	57783	1211GSK	..PARTS KIT, SEAL AND GASKET (SEE WP 0065 00 FOR KIT PARTS LISTING.....	1
END OF FIGURE						

This page intentionally left Blank.

This page intentionally left Blank.

UNIT, DIRECT AND GENERAL SUPPORT MAINTENANCE
 LIGHTWEIGHT WATER PURIFIER
 SPOOL PIECE, HP PUMP SUCTION
 P/N 3803133001
 REPAIR PARTS LIST

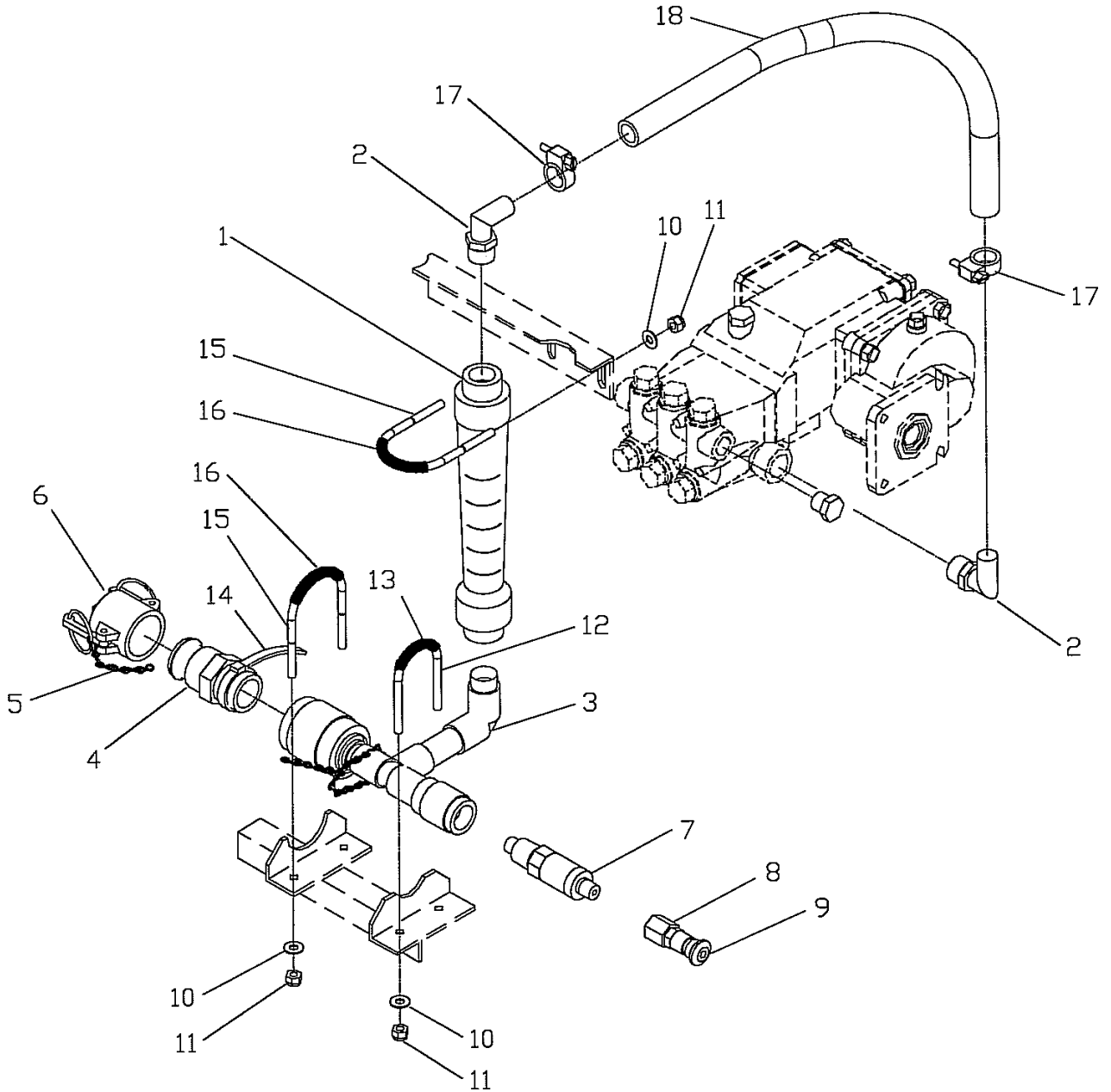


Figure 17. Spool Piece, HP Pump Suction

(1) ITEM NO.	(2) SMR CODE	(3) NSN	(4) CAGEC	(5) PART NUMBER	(6) DESCRIPTION AND USABLE ON CODE (UOC)	(7) QTY
FUNCTIONAL GROUP 0104						
FIGURE 17. SPOOL PIECE, HP PUMP SUCTION						
			76371	3803133001	.SPOOL PIECE, HP PUMP SUCTION (SEE WP 0002 00)	REF
1	PAOZZ	6680-01-526-6957	58814	F-46050LX-08K	..FLOWMETER, 0.5" FPT, 0.5-5GPM (F13)	1
2	PAOZZ	4730-01-467-1747	61424	P8MEB-8	..CONNECTOR, MALE ELBOW, 0.5" ID HOSE X 0.5" MPT	2
3	PAOZZ	4730-01-526-5304	76371	3803133003	..SPOOL PIECE, SUCTION, GLUED	1
4	PAOZZ	4730-01-526-7009	33813	2770610SG-10F	..ADAPTER, QUICK DISC, 1" MQD X 1" MPT	1
5	PBOZZ	4010-01-526-5471	72661	CH-SS-12	..CHAIN, W/HOOK, 12"	1
6	PAOZZ	4730-01-526-7015	33813	2771110SG-10V	..CAP, DUST, QUICK DISC, 1"	1
7	PBOZZ	4810-01-526-7218	62866	25029	..VALVE, ANTI-SIPHON, 0.250" MPT X 0.5" MPT (V16)	1
8	PBOZZ	4730-01-526-7662	97111	4F-Q4CY-SSP	..COUPLER, QUICK COUPLING, 0.250" FPT, WITH SHUTOFF	1
9	PBOZZ	4730-01-450-1178	97111	CP-Q4C-SS	..COUPLER, PROTECTOR, QUICK COUPLING, 0.250"	1
10	PAOZZ	5310-01-526-4206	76371	3501175000	..WASHER, FLAT 0.250"	6
11	PAOZZ	5310-01-526-8382	76371	3501063000	..NUTS, LOCK, HEX 0.250"-20 W/NYLON INSERT.....	6
12	PAOZZ	5306-01-526-7953	76371	3503416000	..U-BOLT, 0.250" X 1.5" ID X 2.75" INSIDE LG, 316 SST.....	1
13	PAOZZ	4720-00-004-8988	61424	PP-64-0500	..TUBE, 0.375" OD X 2.5" LG	1
14	XDOZZ		39428	71295K64-ORANGE	..TIE WRAP, ORANGE	1
15	PAOZZ	5306-01-526-7947	76371	3503415000	..U-BOLT, 0.250"-20 X 3.250" LONG (INSIDE), 316SST	2
16	PAOZZ	4720-00-004-8988	61424	PP-64-0500	..TUBE, 0.375" OD X 3.5" LONG	2
17	PAOZZ	4730-01-526-7898	052C4	SS12038	..CLAMP, HOSE, 0.688"-1.5 DIA.....	2
18	PAOZZ	4720-01-527-2820	0ABC1	K6158-081-X100	..HOSE, 0.5" ID	1
END OF FIGURE						

This page intentionally left Blank.

This page intentionally left Blank.

UNIT, DIRECT AND GENERAL SUPPORT MAINTENANCE
 LIGHTWEIGHT WATER PURIFIER
 SPOOL PIECE, HP PUMP DISCHARGE
 P/N 3803133002
 REPAIR PARTS LIST

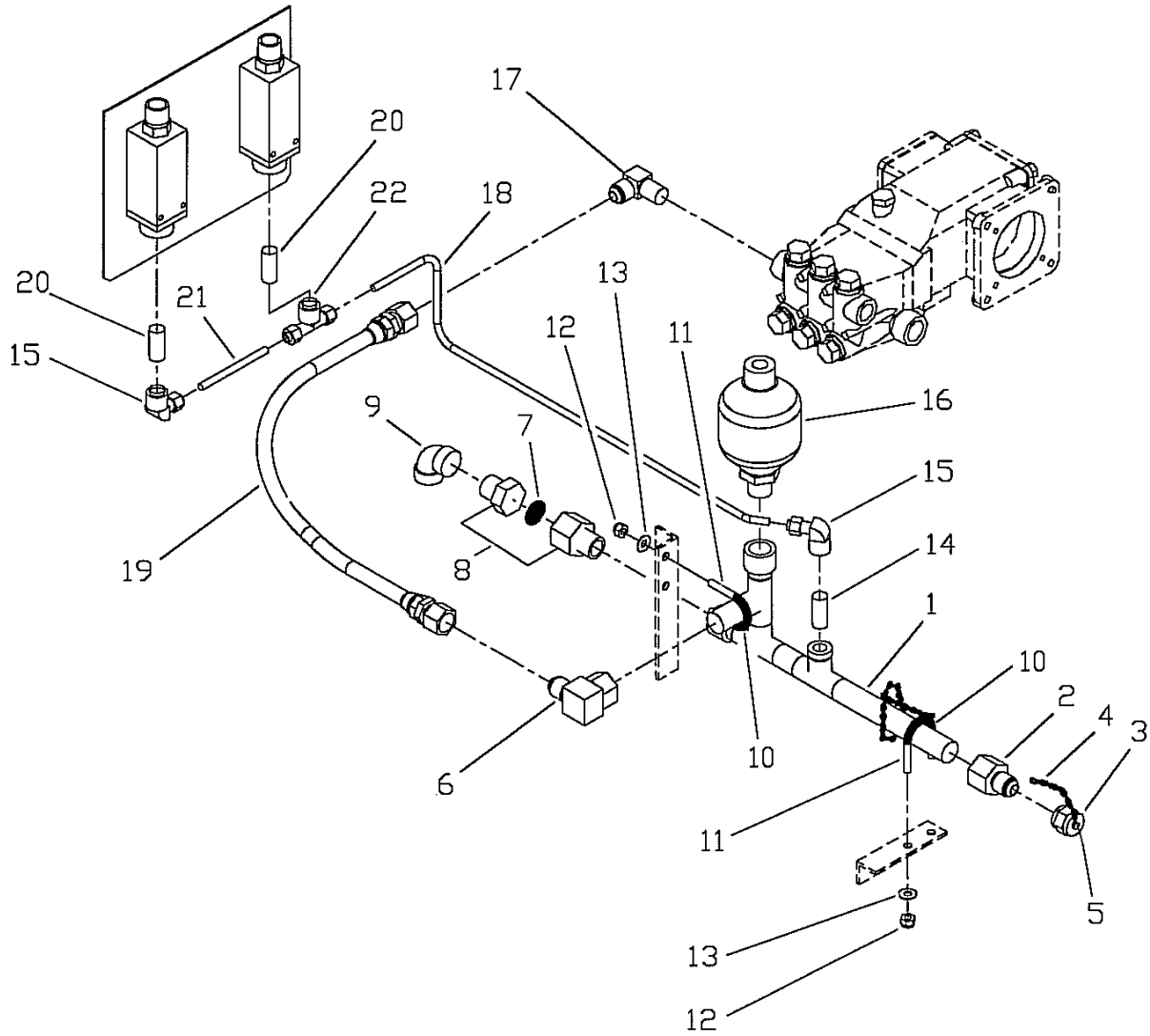


Figure 18. Spool Piece, HP Pump Discharge

(1) ITEM NO.	(2) SMR CODE	(3) NSN	(4) CAGEC	(5) PART NUMBER	(6) DESCRIPTION AND USABLE ON CODE (UOC)	(7) QTY
FUNCTIONAL GROUP 0105						
FIGURE 18. SPOOL PIECE, HP PUMP DISCHARGE						
			76371	3803133002	.SPOOL PIECE, HP PUMP DISCHARGE (SEE WP 0002 00)...	REF
1	XDOZZ		76371	3803133004	..PIPE ASSEMBLY, TITANIUM	1
2	PAOZZ	4730-01-453-9518	01276	259-2022-8-8	..ADAPTER, 0.5"OD TUBE X 0.5"-14FPT, 316SST	1
3	PAOZZ	5310-01-526-9084	00624	210292-8-259	..NUT, CAP, 0.5" TUBE OD	1
4	PBOZZ	4010-01-526-5471	72661	CH-SS-12	..CHAIN, W/HOOK, 12"	1
5	XDOZZ		76371	4900742000	..RIVET, BLIND	1
6	PBOZZ	4730-01-527-1421	01276	259-2025-8-8	..ADAPTER, 0.5"OD TUBE X 0.5"-14 THD, 316SST	1
7	PAOZZ	4820-01-526-7417	25515	SC 40273	..DISC, RUPTURE 0.5V, MONEL (RD1)	1
8	PAOZZ	4820-01-526-7420	76371	2605958000	..HOLDER, RUPTURE DISC, 0.5V INLET/OUTLET THREADED	1
9	PAOZZ	4730-01-217-5297	34646	30015	..ELBOW 90, 0.500" FPT, 316SST ..	1
10	PAOZZ	4720-00-004-8988	61424	PP-64-0500	.TUBE, 0.375" OD X 2.0" LONG	2
11	PAOZZ	5306-01-526-7944	76371	3503427000	.U-BOLT, 0.250" X 1.0" ID	2
12	PAOZZ	5310-01-526-8382	76371	3501063000	.NUT, LOCK, HEX 0.250"-20 W/NYLON INSERT	4
13	PAOZZ	5310-01-526-4206	76371	3501175000	.WASHER, FLAT 0.250"	4
14	XDOZZ		76371	2503688000	.NIPPLE, 0.25" TBE, 2.0" LONG	1
15	XDOZZ		02570	M-400-8-4	.ELBOW 90, 0.25"OD TUBE X 0.25"FPT	2
16	PAOZZ	6685-01-424-7036	57783	6031	.DAMPENER, PULSATION 0.5V-MPT	1
17	XDOZZ		01276	259-2024-6-8	.ADAPTER, 0.5"OD TUBE X 0.375"-18 MPT, 316SST	1
18	XDOZZ		76371	3803133005	.TUBE, MONEL, 0.250" OD	1
19	PBOZZ	4720-01-526-7320	76371	2554532000	.HOSE ASSEMBLY, 0.50" ID X 21.0" LONG	2
20	PAOZZ	4730-01-526-8450	76371	2553705000	.NIPPLE, 0.250" TBE, CLOSE	2
21	PAOZZ	4710-01-526-8451	76371	6570005000	.TUBE, MONEL, 0.250" OD X 4.25" LONG	1
22	PAOZZ	4730-01-526-7668	02570	M-400-3-4TTF	.TEE, 0.25"OD TUBE X 0.25"OD TUBE X 0.25"FPT	2
END OF FIGURE						

This page intentionally left Blank.

This page intentionally left Blank.

UNIT, DIRECT AND GENERAL SUPPORT MAINTENANCE
 LIGHTWEIGHT WATER PURIFIER
 FUEL TANK ASSEMBLY
 P/N 1503464001
 REPAIR PARTS LIST

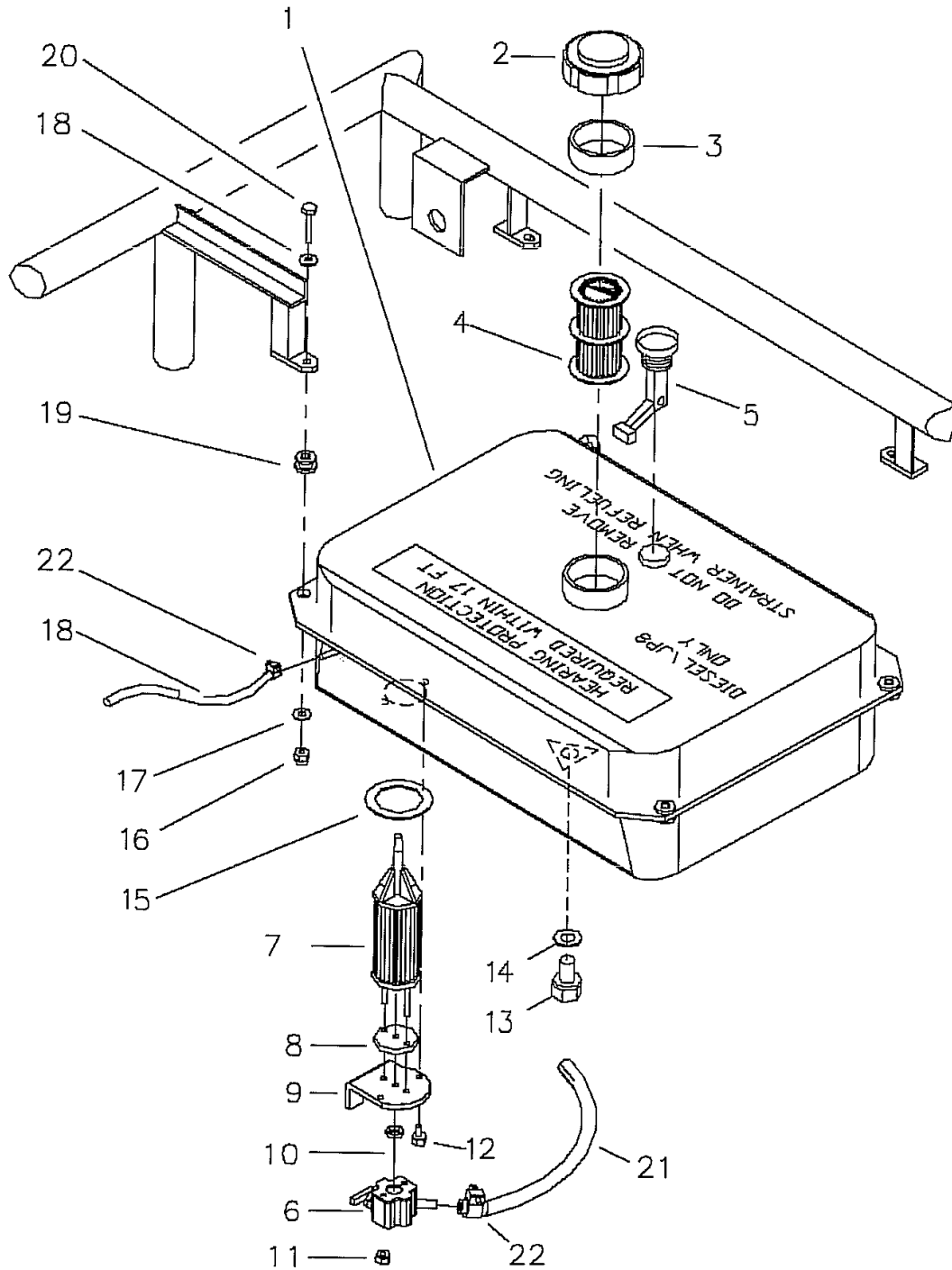


Figure 19. Fuel Tank Assembly

(1) ITEM NO.	(2) SMR CODE	(3) NSN	(4) CAGEC	(5) PART NUMBER	(6) DESCRIPTION AND USABLE ON CODE (UOC)	(7) QTY
FUNCTIONAL GROUP 0106						
FIGURE 19. FUEL TANK ASSEMBLY						
1	PAOZZ	2910-01-526-5292	76371	1503464001	.TANK, FUEL, 3.5 GAL	1
2	PAOZZ	2910-01-416-1681	0AK42	160710-55061	..CAP ASSEMBLY, TANK.....	1
3	PAOZZ	5330-01-415-3809	0AK42	114250-55050	...GASKET, TANK CAP	1
4	PAOZZ	4730-01-417-2347	0AK42	160610-55100	..STRAINER, FUEL TANK	1
5	PAOZZ	6680-01-418-7736	0GUY0	105092-55150	..GAUGE, FUEL	1
6	PAOZZ	4820-01-527-7668	0AK42	183350-55301	..COCK ASSEMBLY, FUEL	1
7	PAOZZ	2910-01-310-6566	0AK42	114250-55121	..FILTER, FUEL 3.5 GAL, FUEL TANK	1
8	PAOZZ	5330-01-318-8200	0AK42	114250-55130	..GASKET.....	1
9	PAOZZ	5340-01-526-6934	0AK42	183350-55170	..PLATE.....	1
10	PAOZZ	5331-01-325-5810	0AK42	24341-000150	..O-RING, 1A, S-15	1
11	PAOZZ	5310-01-388-8826	0AK42	26366-060002	..NUT, M6.....	2
12	PAOZZ	5305-01-526-8504	0AK42	26023-050102	..SCREW, M 5	2
13	PAOZZ	5340-01-323-7785	0AK42	23887-120002	..PLUG, DRAIN	1
14	PAOZZ	5310-01-526-5249	0AK42	23414-08000	..WASHER, SEAL 12S.....	1
15	PAOZZ	5331-01-317-6284	0AK42	24311-000400	..O-RING, 1A P40	1
16	PAOZZ	5310-01-526-8382	76371	3501063000	..NUT, LOCK, HEX, 0.250∇-20, W/NYLON INSERT.....	4
17	PAOZZ	5310-01-526-4206	76371	3501175000	..WASHER, FLAT, 0.250∇, 316SST.....	8
18	PAOZZ	4720-01-526-5273	50948	5155-5	..HOSE, FUEL, 0.313"ID	1
19	PAOZZ	5340-01-526-5277	0AK42	114250-45301	..CUSHION, RUBBER.....	4
20	PAOZZ	5310-01-526-4848	76371	3501053000	..CAPSCREW, 0.250∇-20, 1.250∇ LONG, 304SST	4
21	PAOZZ	4720-01-481-8117	4X630	863-000441	..HOSE, FUEL, 0250"ID	1
22	PAOZZ	4730-00-871-6729	72661	MAH-4	..CLAMP, HOSE, #4.....	5
END OF FIGURE						

This page intentionally left Blank.

This page intentionally left Blank.

UNIT, DIRECT AND GENERAL SUPPORT MAINTENANCE
 LIGHTWEIGHT WATER PURIFIER
 HP MODULE ELECTRICAL ASSEMBLY
 P/N 2809248002
 REPAIR PARTS LIST

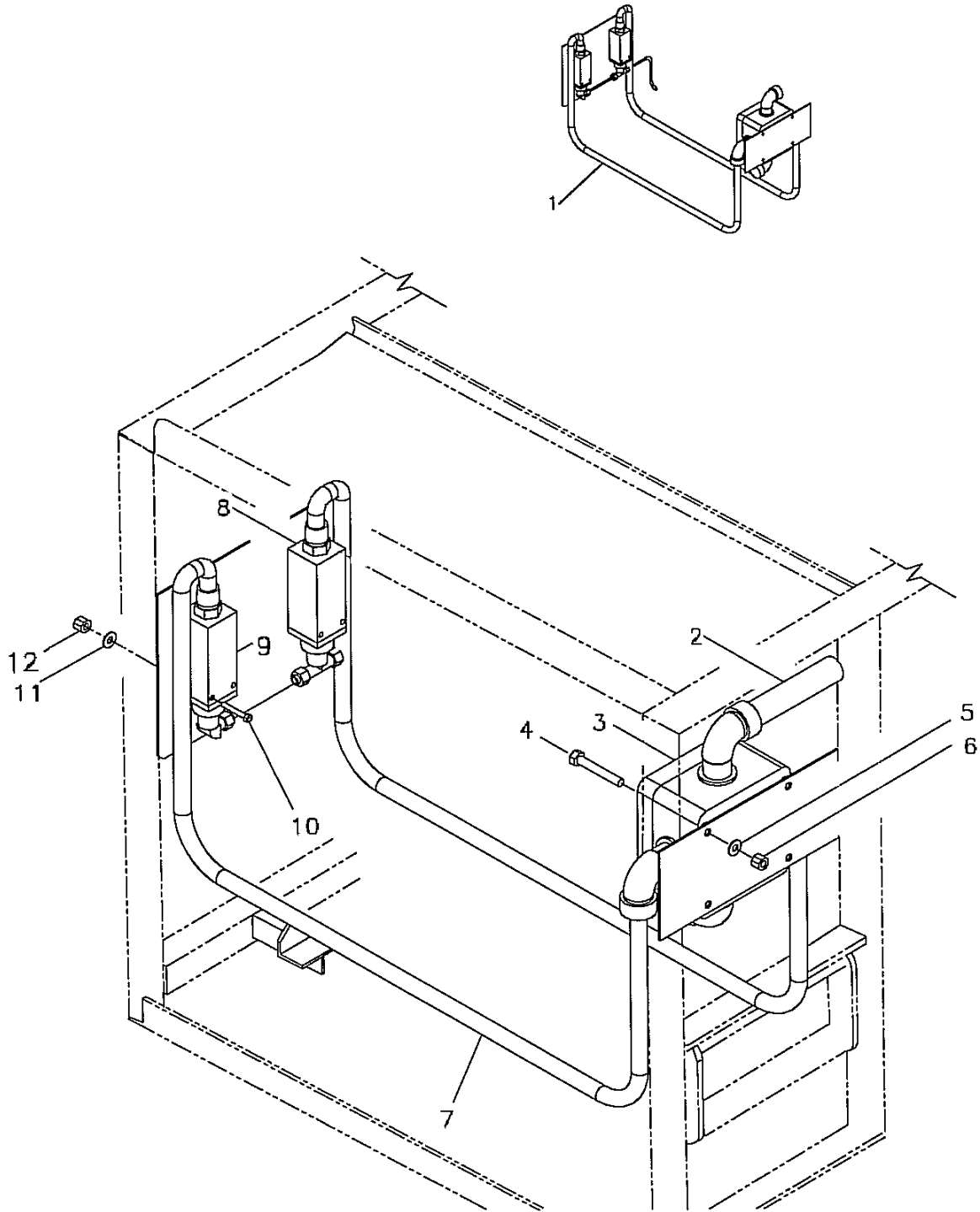


Figure 20. HP Module Electrical Assembly

(1) ITEM NO.	(2) SMR CODE	(3) NSN	(4) CAGEC	(5) PART NUMBER	(6) DESCRIPTION AND USABLE ON CODE (UOC)	(7) QTY
FUNCTIONAL GROUP 0107						
FIGURE 20. HP MODULE ELECTRICAL ASSEMBLY						
1	XCOZZ		76371	2809248002	..ELECTRICAL ASSEMBLY, HP PUMP MODULE (SEE WP 0002 00)	1
2	PBOZZ	6150-01-526-7307	76371	2809248207	..CABLE ASSEMBLY, #7, 20FT	1
3	XDOZZ		76371	2203903000	..ASSEMBLY, JUNCTION BOX, HP PUMP	1
4	PAOZZ	5305-01-526-8519	76371	3503329000	..SCREW, SKT HD, 0.250∇-20 X 1∇ LG, 316SST	4
5	PAOZZ	5310-01-526-4206	76371	3501175000	..WASHER, FLAT, 0.250∇, 316SST	4
6	PAOZZ	5310-01-526-8382	76371	3501063000	..NUT, LOCK, HEX 0.250∇-20, W/NYLON INSERT 316SST	4
7	XDOZZ		76371	2809248003	..HARNES, WIRE	2
8	PBOZZ	5930-01-526-6798	98087	122P85C6R990	..SWITCH, LOW PRESS, 30-250 PSI (PSL3)	1
9	PBOZZ	5930-01-526-6802	98087	122P88C6R990	..SWITCH, HIGH PRESS, 650- 1500 PSI (PSH3)	1
10	PAOZZ	5305-01-526-8496	76371	3503398000	..SCREW, MACH, HEX HD, #10- 24 X 2∇ LG	4
11	PAOZZ	5310-01-526-8035	76371	3503309000	..WASHER, FLAT, #10, 316SST	8
12	PAOZZ	5310-01-526-8386	76371	3503393000	..NUT, LOCK, HEX #10-24 UNC, W/NYLON INSERT	4
END OF FIGURE						

This page intentionally left Blank.

This page intentionally left Blank.

UNIT, DIRECT AND GENERAL SUPPORT MAINTENANCE
LIGHTWEIGHT WATER PURIFIER
REVERSE OSMOSIS ELEMENT MODULE
P/N 1303028000
REPAIR PARTS LIST

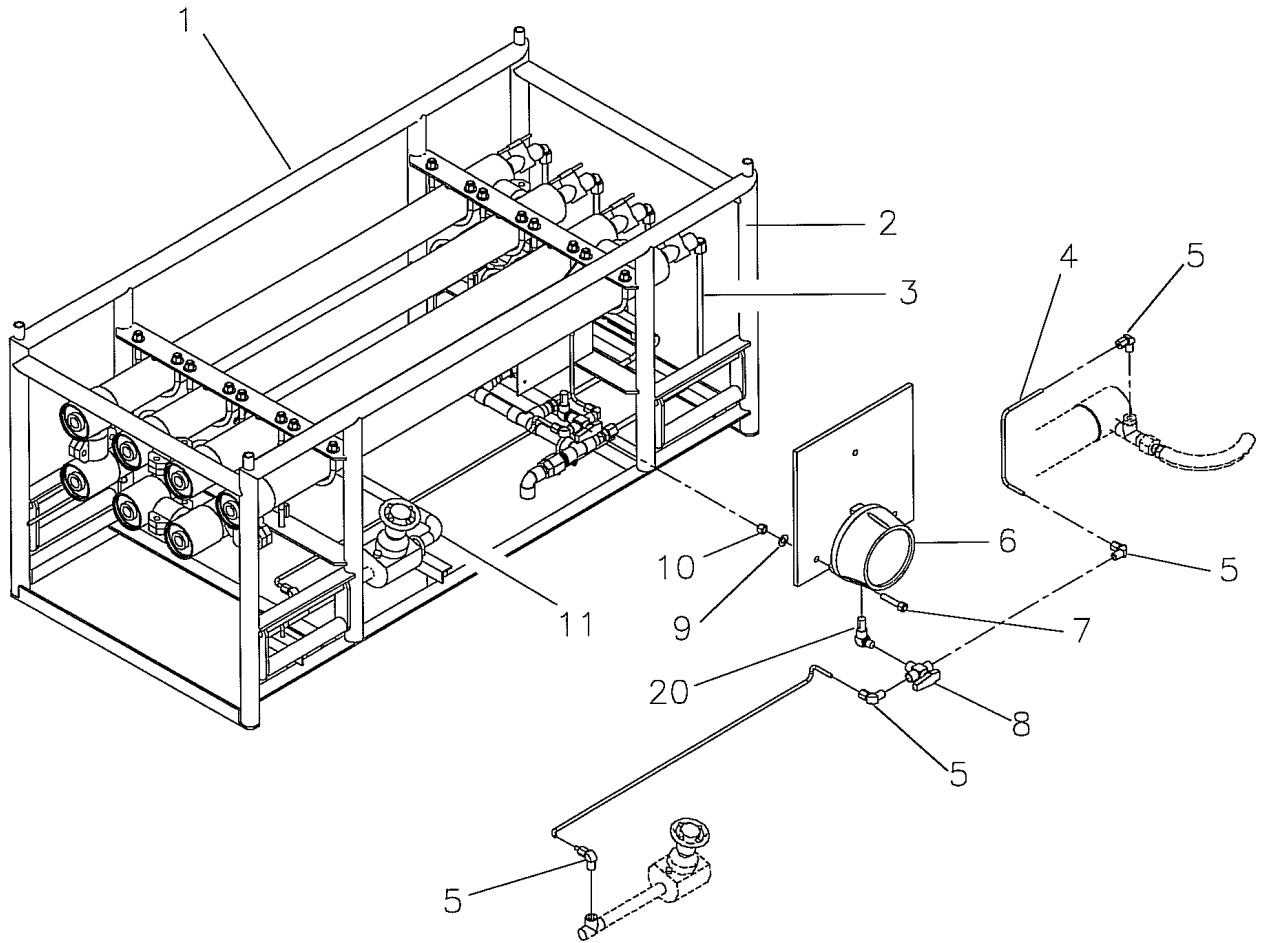


Figure 21. Reverse Osmosis Element Module (Sheet 1 of 3)

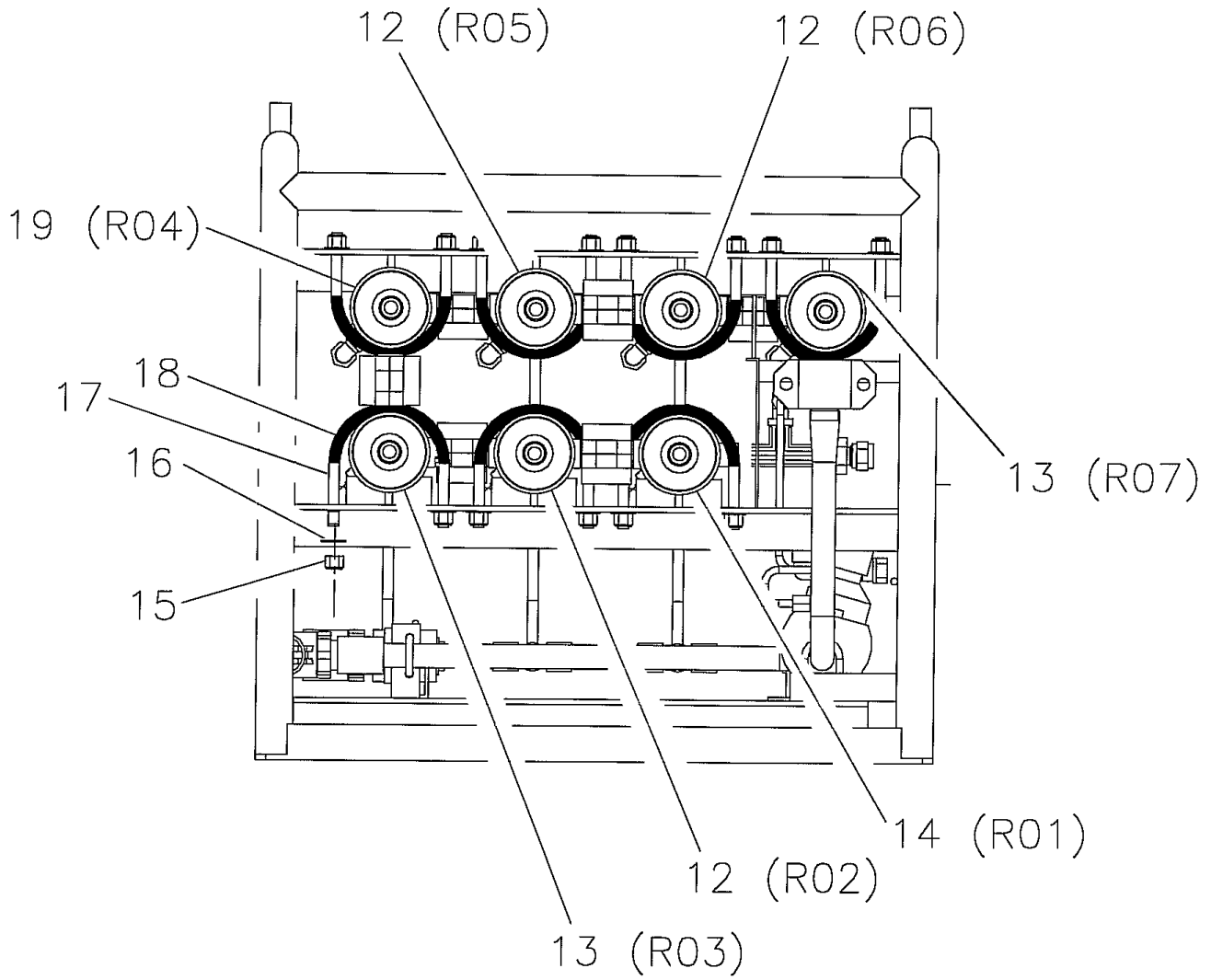


Figure 21. Reverse Osmosis (RO) Element Module (Sheet 2 of 3)

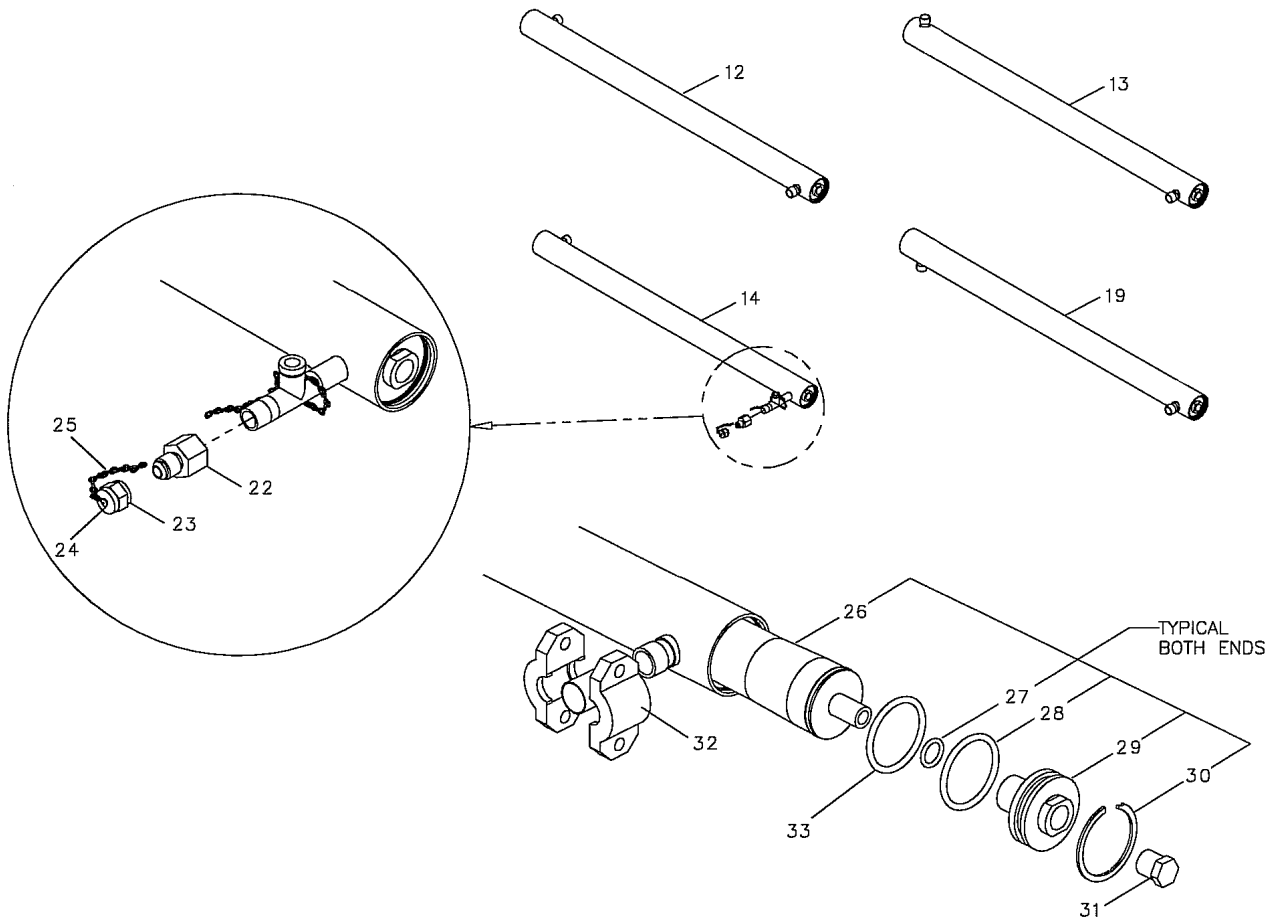


Figure 21. Reverse Osmosis (RO) Element Module (Sheet 3 of 3)

(1) ITEM NO.	(2) SMR CODE	(3) NSN	(4) CAGE C	(5) PART NUMBER	(6) DESCRIPTION AND USABLE ON CODE (UOC)	(7) QTY
FUNCTIONAL GROUP 02						
FIGURE 21. REVERSE OSMOSIS ELEMENT MODULE						
1	XDOKK		76371	1303028000	..RO ELEMENT MODULE	1
2	XDOZZ		76371	1201190000	..SKID FRAME, RO ELEMENT MODULE	1
3	PBOZZ	4710-01-526-7594	76371	3802791101	..PRODUCT PIPING, RO MODULE (SEE WP 0023 00 FOR PARTS BREAKDOWN)	1
4	XDOZZ		76371	3802791005	..TUBE, MONEL, 0.250" OD	1
5	PAOZZ	4730-01-526-5485	54938	4-4CBZ-M	..ELBOW 90, 0.250" OD TUBE X 0.250" MPT	4
6	PBOZZ	6685-01-526-5498	38056	45-1279-PS-02L-H	..PRESSURE GAUGE, RO DIFFERENTIAL, 0-1500 PSI. (DP2)	1
7	PAOZZ	5310-01-526-5504	76371	3503505000	..SCREW, MACH, #10-24 X 1.5∇ LG, 316SST	3
8	PAOZZ	4820-00-476-5097	12623	SS43XF4	..VALVE, BALL, 3-WAY, 0.250" FPT, 316SST (V50)	1
9	PAOZZ	5310-01-526-8035	76371	3503309000	..WASHER, FLAT, #10, 316SST	3
10	PAOZZ	5310-01-526-8386	76371	3503393000	..NUT, LOCK, HEX, #10-24 W/NYLON INSERT	3
11	XDOKK		76371	3802791003	..REJECT PIPING, RO MODULE (SEE WP 0024 00 FOR PARTS BREAKDOWN)	1
12	XDOKK		76371	3900388001	..PRESSURE VESSEL, RO2, 5, 6...	3
13	XDOKK		76371	3900388002	..PRESSURE VESSEL, RO3, 7	2
14	XDOKK		76371	3900388004	..PRESSURE VESSEL, RO 1	1
15	PAOZZ	5310-01-526-4846	76371	3501064000	..NUT, LOCK, HEX, 0.375-16, W/NYLON INSERT	28
16	PAOZZ	5310-01-526-4202	76371	3502185000	..WASHER, FLAT, 0.375, 316SST	28
17	PAOZZ	5306-01-526-5049	39428	8896T58	..U BOLT, 0.375∇-16UNC	14
18	PAOZZ	4720-01-064-8396	30327	88-PP1-2	..TUBE, POLY, 0.5∇ OD, CUT TO 6.750∇ LONG	14
19	XDOKK		76371	3900388003	..PRESSURE VESSEL, RO4	1
20	PAOZZ	4730-01-526-5545	76371	2503143000	..ELBOW, 90, 0.25" FPT X MPT	1
21	XDOZZ	5320-01-245-4129	07707	3802791006	..TUBE, MONEL, 0.250" OD	1
22	PAOZZ	4730-01-453-9518	01276	259-2022-8-8	..ADAPTER, 0.50∇ OD X 0.50∇- 14 FPT, 37 DEG FL, 316SST	1
23	PAOZZ	5310-01-526-9084	00624	210292-8-259	..NUT, CAP, 0.5" TUBE OD	1
24	PAOZZ		05693	CCP-46	..RIVET, BLIND	1
25	PAOZZ	4010-01-526-5471	72661	CH-SS-12	..CHAIN, W/HOOK, 12"	1
26	PCOZZ	4610-01-526-5560	76371	1303036000-TEST	..ELEMENT, RO, 0.250∇DIA X 40.0∇ LONG	7
27	PAOZZ	5331-00-250-0221	81343	MS29513-210	..O-RING, #210, BUNA-N, 70 DURO (2 PER VESSEL)	14
28	PAOZZ	5331-00-252-6054	81343	AS29513-331	..O-RING, #331, BUNA-N, 70 DURO (2 PER VESSEL)	14
29	PBOZZ	4730-01-526-5558	76371	2553630000	..CAP, END, TITANIUM, 0.250∇ DURO (2 PER VESSEL)	14
30	PAOZZ	5325-01-011-5681	96906	MS16625-4256	..RING, RETAINING DURO (2 PER VESSEL)	14

(1) ITEM NO.	(2) SMR CODE	(3) NSN	(4) CAGE C	(5) PART NUMBER	(6) DESCRIPTION AND USABLE ON CODE (UOC)	(7) QTY
31	PAOZZ	4730-01-133-9017	96906	MS14304-6P08	..PLUG, PIPE, HEX, 0.5∇ 316SST ..	7
32	PAOZZ	4730-01-526-8743	76371	2551538000-P	..COUPLING, CLAMP, 0.750∇, W/GASKET, BOLTS AND NUTS, CARC PAINTED	7
33	PAOZZ	5331-01-579-1070	25184	7377-330	..O-RING, BUNA-N, 70 DUROMETER	7
END OF FIGURE						

This page intentionally left Blank.

UNIT, DIRECT AND GENERAL SUPPORT MAINTENANCE
 LIGHTWEIGHT WATER PURIFIER
 RO MODULE PRODUCT PIPING
 P/N 3802791101
 REPAIR PARTS LIST

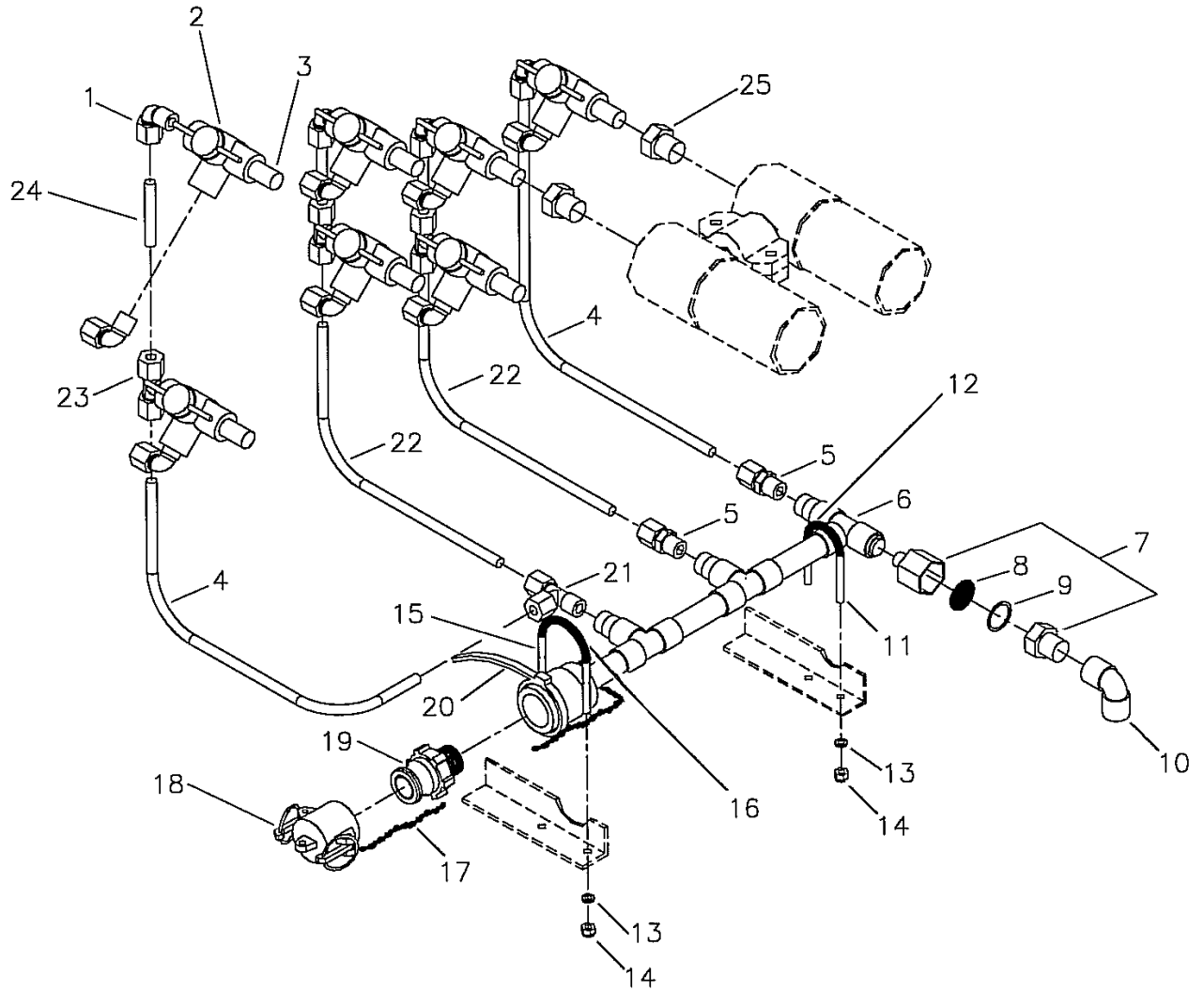


Figure 22. RO Module Product Piping

(1) ITEM NO.	(2) SMR CODE	(3) NSN	(4) CAGEC	(5) PART NUMBER	(6) DESCRIPTION AND USABLE ON CODE (UOC)	(7) QTY
FUNCTIONAL GROUP 0201						
FIGURE 22. RO MODULE PRODUCT PIPING						
			76371	3802791101	..PRODUCT PIPING, RO MODULE (SEE WP 0022 00).....	REF
1	PAOZZ	4730-01-526-5362	OJWE9	40-6-6-K-PG	..ELBOW, 90, 0.375" OD TUBE X 0.375" MPT.....	11
2	PAOZZ	4820-01-526-5367	97403	13226E7982-3	..VALVE, BALL 3-WAY, 0.375" (V30-V36).....	7
3	PBOZZ	4730-01-526-5211	76371	2554416000	..NIPPLE, CPVC, 0.375" X 1.50" LG.....	7
4	PAOZZ	4720-00-004-8988	61424	PP-64-0500	..TUBE, POLYPRO, 0.375" (CUT TO 20.0" LONG).....	2
5	PAOZZ	4730-01-526-5219	52547	10-6-6-K-PG	..CONNECTOR, MALE 0.375" OD TUBE X 0.375" MPT.....	2
6	PAOZZ	4710-01-526-5482	76371	3802791004	..PIPE ASSEMBLY, CPVC, 0.50" ...	1
7	PBOZZ	4820-01-526-5227	25515	16LS3-25-P	..HOLDER, DISC, 0.250" MPT INLET X 0.50" OUTLET, 316SST ..	1
8	PAOZZ	4820-01-526-8363	OX0B7	10967101	..DISC, RUPTURE, 0.6875" 240PSIG (MIN) (RD2)	1
9	PAOZZ	5325-01-526-5230	25515	SRG01105C60600	..RING, RETAINING	1
10	PAOZZ	4730-01-526-5234	1THV5	9808-005	..ELBOW, 90, 0.50" FPT, CPVC	1
11	PAOZZ	5306-01-526-5035	39428	8896T107	..U-BOLT, 0.250"-20 X 2.0" LONG, 304SST	1
12	PAOZZ	4720-00-004-8988	61424	PP-64-0500	..TUBE, 0.375" OD (CUT TO 4.5" LONG)	1
13	PAOZZ	5310-01-526-4206	76371	3501175000	..WASHER, FLAT, 0.250"	4
14	PAOZZ	5310-01-526-8382	76371	3501063000	..NUT, LOCK, HEX, 0.250"-20, 316SST, W/NYLON INSERT.....	4
15	PAOZZ	5306-01-460-5399	39428	8896T105	..U-BOLT, 0.250"-20A X 2.75" LONG, 304SST	1
16	PAOZZ	4720-00-004-8988	61424	PP-64-0500	..TUBE, 0.375"OD (CUT TO 3.0" LONG)	1
17	PAOZZ	4010-01-526-5471	72661	CH-SS-12	..CHAIN, W/HOOK 12"	1
18	PAOZZ	4730-01-526-7015	33813	2771110SG-10V	..CAP, DUST, QUICK DISCONNECT, 1.00" FQD.....	1
19	PAOZZ	4730-01-526-7009	33813	2770610SG-10F	..ADAPTER, QUICK DISCONNECT, 1.0" MQD X 1.0" MPT	1
20	PBOZZ	5340-01-248-4747	39428	7130K14	..TIE WRAP, NATURAL, 8.50" LONG	1
21	PAOZZ	4730-01-526-5474	52547	75-6-6-K-PG	..TEE, RUN, MALE 0.375"OD TUBE X 0.375" MPT X MALE 0.375"OD TUBE	1
22	PAOZZ	4720-00-004-8988	61424	PP-64-0500	..TUBE, POLYPRO, 0.375" (CUT TO 15.0" LONG).....	2
23	PAOZZ	4730-01-526-5475	52547	60-6-6-K-PG	..TEE, BRANCH, 0.375" OD TUBE X 0.375" OD TUBE X MALE 0.375".....	3
24	PAOZZ	4720-00-004-8988	61424	PP-64-0500	..TUBE, POLYPRO, 0.375" (CUT TO 4.44" LONG).....	3
25	PAOZZ	4730-01-526-5480	62531	839-073C	..BUSHING, 0.50" MPT X 0.375" FPT, CPVC.....	7
END OF FIGURE						

This page intentionally left Blank.

This page intentionally left Blank.

UNIT, DIRECT AND GENERAL SUPPORT MAINTENANCE
 LIGHTWEIGHT WATER PURIFIER
 RO MODULE REJECT PIPING
 P/N 3802791003
 REPAIR PARTS LIST

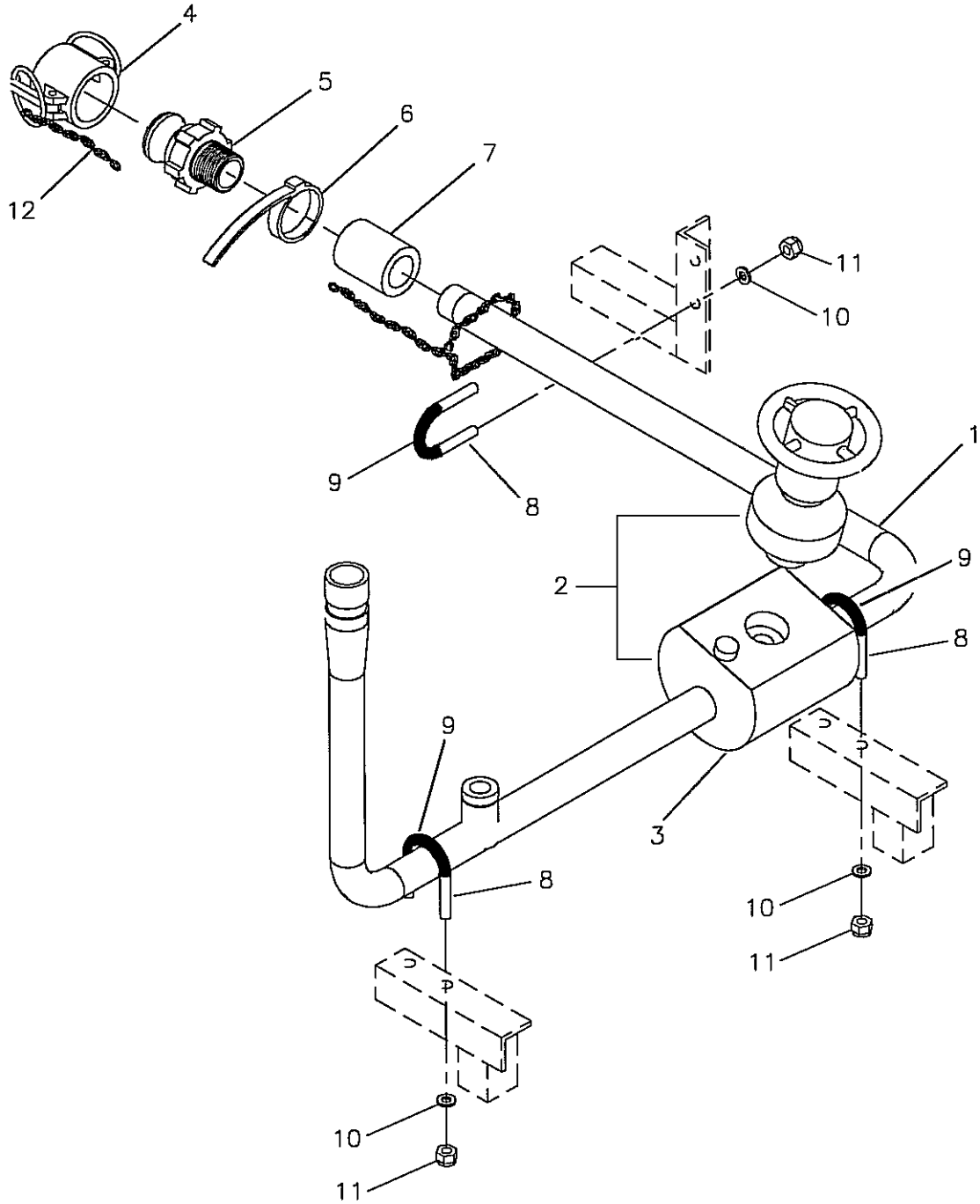


Figure 23. RO Module Reject Piping

(1) ITEM NO.	(2) SMR CODE	(3) NSN	(4) CAGEC	(5) PART NUMBER	(6) DESCRIPTION AND USABLE ON CODE (UOC)	(7) QTY
FUNCTIONAL GROUP 0202						
FIGURE 23. RO MODULE REJECT PIPING						
1	XAOZZ		76371	3802791003	. REJECT PIPING, RO MODULE (SEE WP 0022 00)	REF
						NOTE: NEEDLE VALVE BODY, ITEM 2, IS WELDED TO ITEM 1 AND COMES AS ONE ASSEMBLY.
2	XAOZZ		76371	2605945000	..VALVE, NEEDLE, 0.50∇ SKT (SEE WP 0025 00 FOR VALVE PARTS BREAKDOWN).....	REF
3	XAOZZ		L1216	80003-019	..VALVE, NEEDLE, BODY, V11, 0.50∇ SKT (SEE WP 0025 00 FOR VALVE PARTS BREAKDOWN).....	REF
4	PAOZZ	4730-01-526-7018	33813	2771107SG-07V	.CAP, DUST, QUICK DISCONNECT 3/4∇FQD	1
5	PAOZZ	4730-01-526-8722	33813	1200607-3/4F	.ADAPTER, QUICK DISCONNECT, 0.750∇MQD X 0.750∇ MPT, BRASS	1
6	XDOZZ		39428	71295K64-RED	.TIE WRAP, 8.50" LONG, RED.....	1
7	PAOZZ	4730-01-526-5598	76371	2502846000	.COUPLING, 0.750∇FPT X 0.50" FPT, 316SST	1
8	PAOZZ	5306-01-418-5951	39428	8896T103	.J-BOLT, 0.250∇-20 X 1.750∇ LONG, 304SST	3
9	PAOZZ	4720-00-004-8988	61424	PP-64-0500	.TUBE, 0.375"OD (CUT TO 3.0" LONG)	3
10	PAOZZ	5310-01-526-4206	76371	3501175000	.WASHER, FLAT, 0.250∇	6
11	PAOZZ	5310-01-526-8382	76371	3501063000	.NUT, LOCK, HEX, 0.250∇-20, 316SST, W/NYLON INSERT.....	6
12	PAOZZ	4010-01-526-5471	72661	CH-SS-12	.CHAIN, W/HOOK 12"	1
END OF FIGURE						

This page intentionally left Blank.

This page intentionally left Blank.

UNIT, DIRECT AND GENERAL SUPPORT MAINTENANCE
 LIGHTWEIGHT WATER PURIFIER
 NEEDLE VALVE
 P/N 2605945000
 REPAIR PARTS LIST

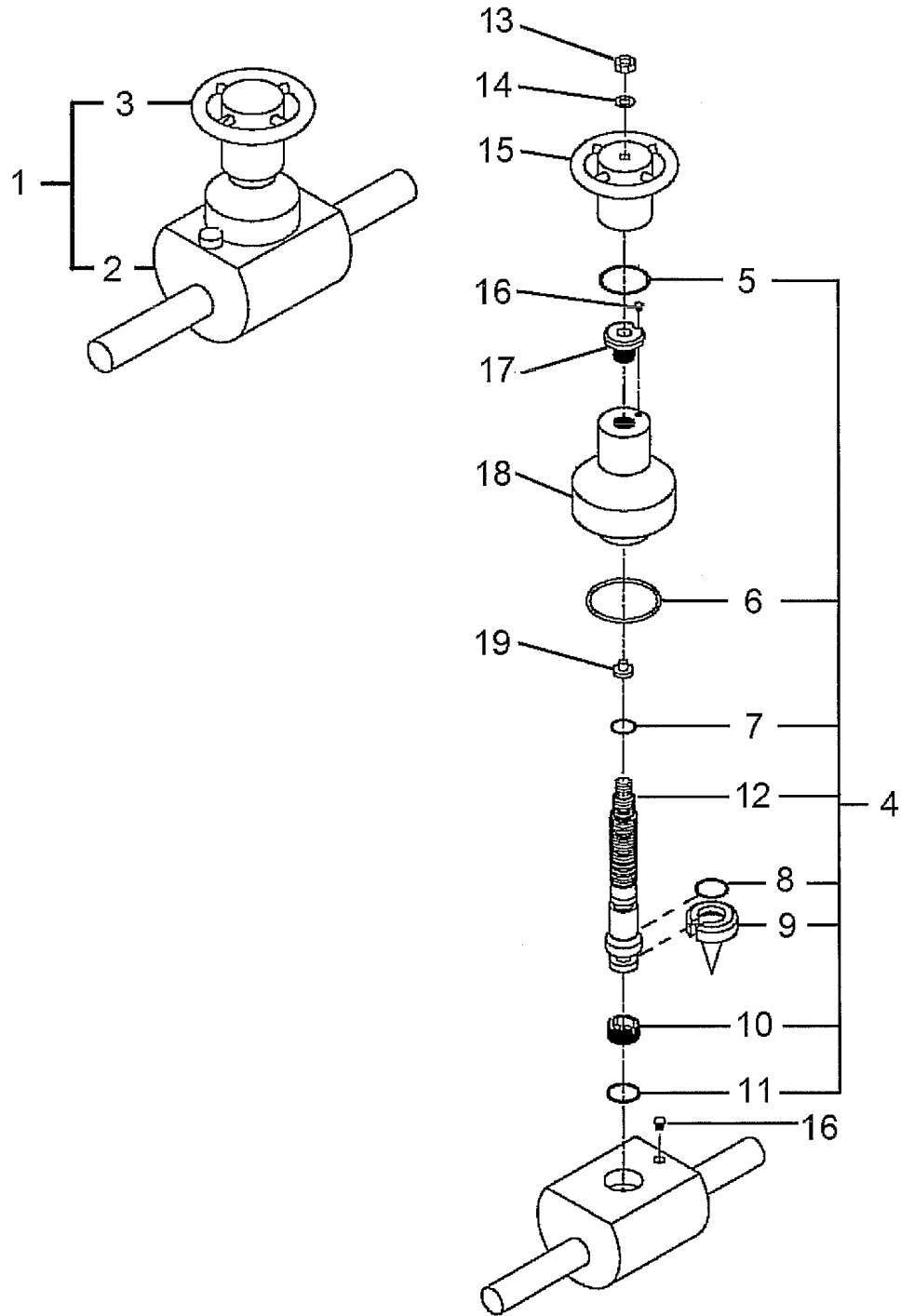


Figure 24. Needle Valve

(1) ITEM NO.	(2) SMR CODE	(3) NSN	(4) CAGEC	(5) PART NUMBER	(6) DESCRIPTION AND USABLE ON CODE (UOC)	(7) QTY
FUNCTIONAL GROUP 020201						
FIGURE 24. NEEDLE VALVE						
1			76371	2605945000	.VALVE, NEEDLE, 0.50∇ SKT (V11).....	1
2	XDOZZ		L1216	80003-019	..VALVE, NEEDLE, BODY, 0.50∇ SKT.....	1
3	XDOZZ		76371	2605945002	..TOP WORKS, VALVE (ALL PARTS EXCLUDING BODY ASSEMBLED)	1
4	PAOZZ		L1216	R2NEO5W08TATAXA-W52	...KIT, MAJOR REPAIR	1
5	KFFZZ		L1216	80029O-RING, BUNA-N	1
6	KFFZZ		L1216	80131O-RING, BUNA-N	1
7	KFFZZ		L1216	80011O-RING, BUNA-N	1
8	KFFZZ		L1216	80110O-RING, BUNA-N	1
9	KFFZZ		L1216	02315-037NEEDLE.....	1
10	KFFZZ		L1216	02901-037SEAT.....	1
11	KFFZZ		L1216	80014O-RING, BUNA-N	1
12	KFFZZ		L1216	03707-019STEM, TITANIUM GR2.....	1
13	XDOZZ		L1216	01131-010	...NUT, HEX, SS	1
14	XDOZZ		L1216	01201-011	...WASHER, FLAT, SS.....	1
15	XDOZZ		76371	2605945003	...HANDLE, 316	1
16	XDOZZ		L1216	01031-083	...CAPSCREW, SH	2
17	XDOZZ		L1216	06101AM-1083	...STEM NUT, FLAT, NITRITED	1
18	XDOZZ		76371	2605945004	...BONNET, TITANIUM GR2.....	1
19	XDOZZ		L1216	86011	...RING, BACK-UP, TEFLON.....	1
END OF FIGURE						

This page intentionally left Blank.

This page intentionally left Blank.

UNIT, DIRECT AND GENERAL SUPPORT MAINTENANCE
 LIGHTWEIGHT WATER PURIFIER
 ULTRA FILTRATION (UF) MODULE ASSEMBLY
 P/N 3701687000
 REPAIR PARTS LIST

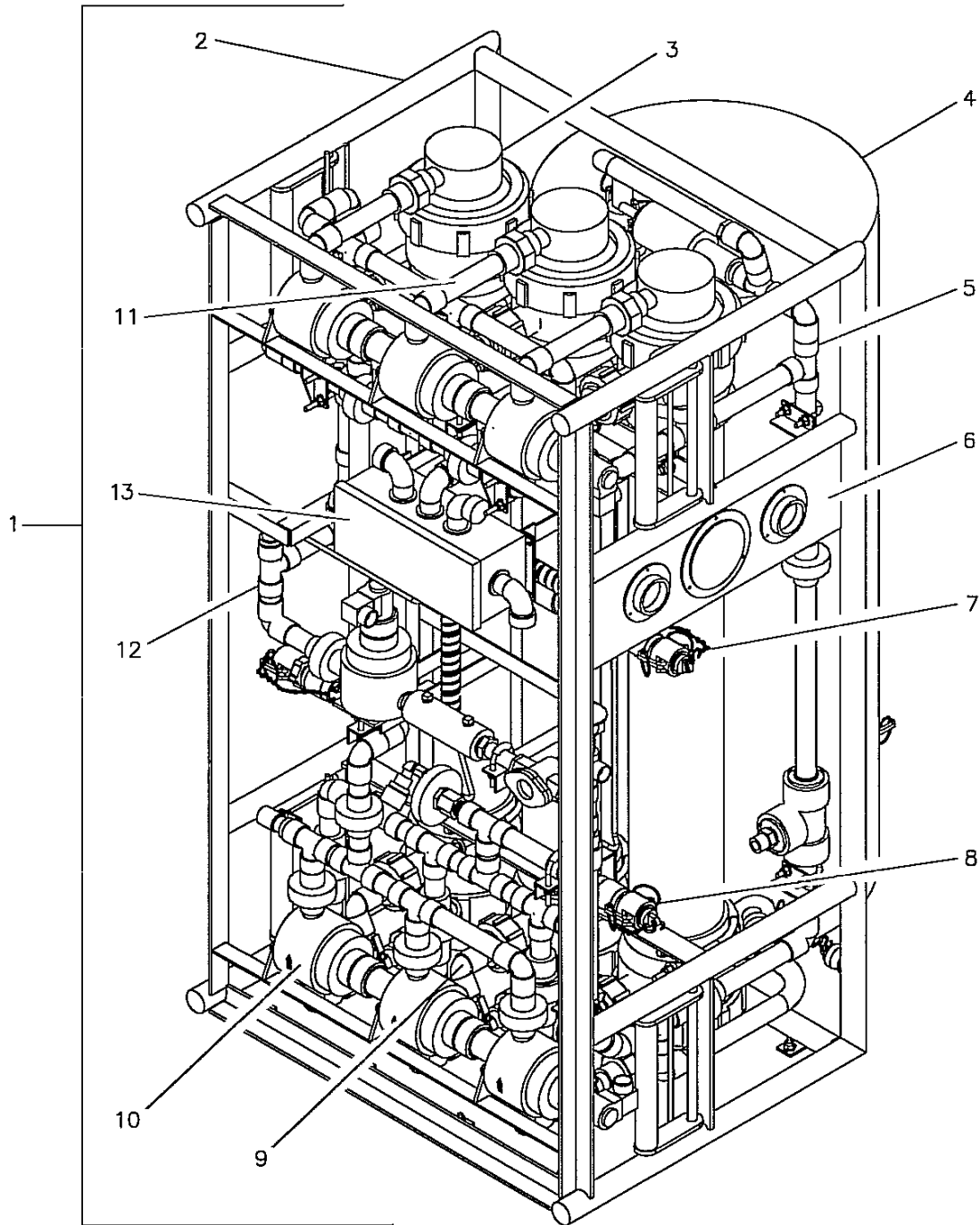


Figure 25. Ultra Filtration Module Assembly

(1) ITEM NO.	(2) SMR CODE	(3) NSN	(4) CAGEC	(5) PART NUMBER	(6) DESCRIPTION AND USABLE ON CODE (UOC)	(7) QTY
FUNCTIONAL GROUP 03						
FIGURE 25. ULTRA FILTRATION MODULE ASSEMBLY						
1	XDOZZ		76371	3701687000	..MODULE ASSEMBLY, UF	1
2	XDOKK		76371	1201338000	..ASSEMBLY, SKID FRAME, UF (SEE WP 0027 00 FOR PARTS BREAKDOWN).....	1
3	XDOZZ		76371	3900638000	..VESSEL ASSEMBLY, ULTRA FILTRATION (SEE WP 0028 00 FOR PARTS BREAKDOWN)	1
4	PBOZZ	5430-01-526-8945	66618	8000043205	..TANK, UF FILTRATE, COLLAPSIBLE, 18.0∇ (SEE WP 0030 00 FOR PARTS) (T3)	1
5	XDOZZ		76371	3803326007	..UF FILTRATE TANK VENT PIPING (SEE WP 0039 00 FOR PARTS BREAKDOWN)	1
6	XCOZZ		76371	3803326100	..ULTRA FILTRATION INSTRU- MENTATION (SEE WP 031 00 FOR PARTS BREAKDOWN).....	1
7	XCOZZ		76371	3803326200	..UF FILTRATE/BACKWASH PIPING (SEE WP 0034 00 FOR PARTS BREAKDOWN)	1
8	XDOZZ		76371	3803326009	..UF FEED PIPING (SEE WP 0032 00 FOR PARTS BREAKDOWN)	1
9	XDOZZ		76371	3803326008	..UF VESSEL DRAIN PIPING (SEE WP 0040 00 FOR BREAKDOWN)	1
10	XCOZZ		76371	3803326300	..UF FAST FLUSH MANIFOLD PIPING (SEE WP 0037 00 FOR BREAKDOWN)	1
11	XCOZZ		76371	3803326400	..UF REJECT PIPING (SEE WP 0035 00 FOR BREAKDOWN)	1
12	XCOZZ		76371	3803326500	..UF FILTRATE TO TANK PIPING (SEE WP 0033 00 FOR PARTS BREAKDOWN)	1
13	XCOZZ		76371	3803326600	..ELECTRICAL SYSTEM, UF (SEE WP 0029 00 FOR PARTS BREAKDOWN).....	1
END OF FIGURE						

This page intentionally left Blank.

This page intentionally left Blank.

UNIT, DIRECT AND GENERAL SUPPORT MAINTENANCE
 LIGHTWEIGHT WATER PURIFIER
 ULTRA FILTRATION SKID FRAME
 P/N 1201338000
 REPAIR PARTS LIST

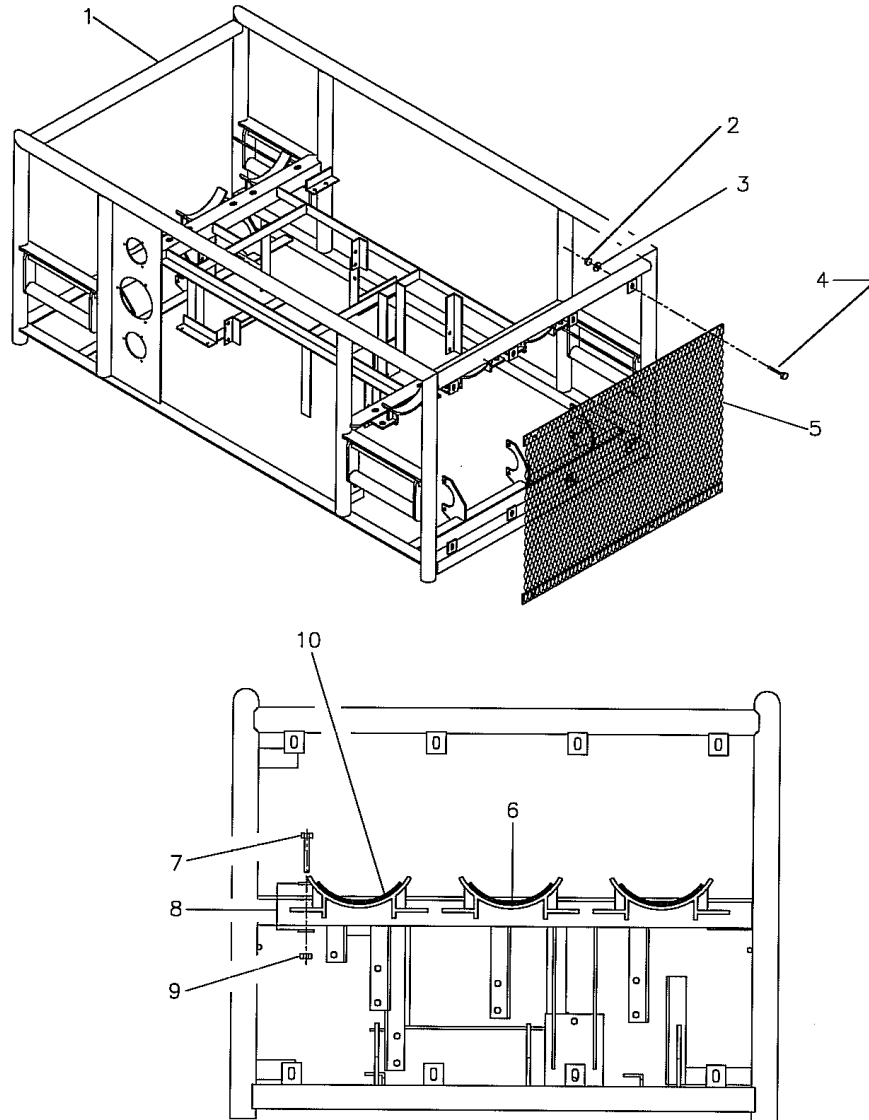


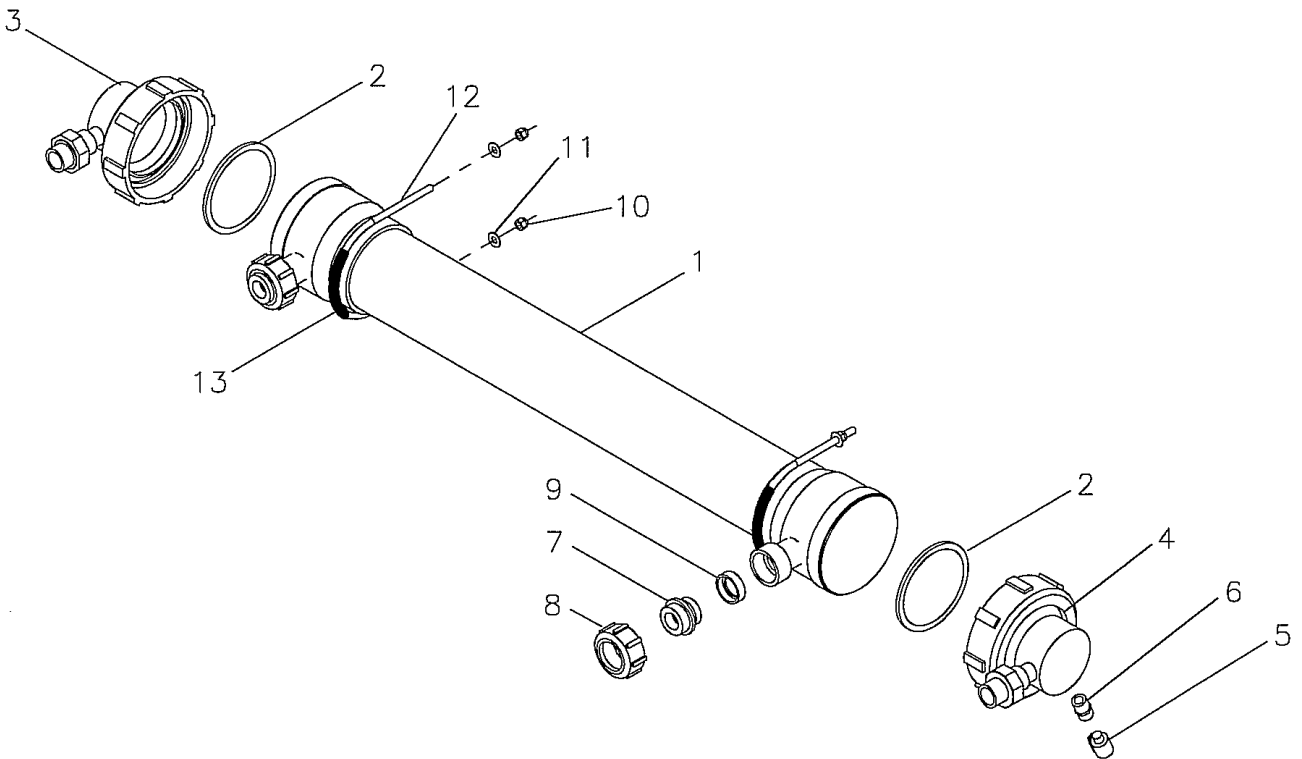
Figure 26. Ultra Filtration Skid Frame

(1) ITEM NO.	(2) SMR CODE	(3) NSN	(4) CAGEC	(5) PART NUMBER	(6) DESCRIPTION AND USABLE ON CODE (UOC)	(7) QTY
FUNCTIONAL GROUP 0301						
FIGURE 26. ULTRA FILTRATION SKID FRAME						
1	XDOKK		76371	1201338000	..SKID FRAME, UF (SEE WP 0026 00)	1
2	PAOZZ	5310-01-526-8382	76371	3501063000	..NUT, LOCK, HEX, 0.250 ∇ -20 316SST, W/NYLON INSERT.....	8
3	PAOZZ	5310-01-526-4206	76371	3501175000	..WASHER, FLAT, 0.250 ∇ 316SST.....	8
4	PAOZZ	5305-01-526-8500	76371	3503428000	..SCREW, MACH 0.250 ∇ -20 X 0.875 ∇ LG, 316SST	8
5	PBOZZ	5340-01-526-8358	76371	1201338003	..GRILLE, UF PROTECTOR	1
6	PAOZZ	5340-01-527-2519	76371	1201338902	..SADDLE CASTING, VESSEL SUPPORT	6
7	PAOZZ	5305-01-526-8515	76371	3503430000	..CAP SCREW, 0.375 ∇ -16 X 1.125 ∇ LG, 316SST	12
8	PAOZZ	5310-01-526-4202	76371	3502185000	..WASHER, FLAT, 0.375 ∇ 316SST.....	24
9	PAOZZ	5310-01-526-4846	76371	3501064000	..NUT, LOCK, HEX, 0.375 ∇ -16 316SST, W/NYLON INSERT.....	12
10	PAOZZ	5340-01-527-2220	76371	6360010000	..PAD, VIBRATION, 0.313 ∇ THK, 1 ∇ X 6 ∇ NEOPRENE	6
END OF FIGURE						

This page intentionally left Blank.

This page intentionally left Blank.

UNIT, DIRECT AND GENERAL SUPPORT MAINTENANCE
 LIGHTWEIGHT WATER PURIFIER
 ULTRA FILTRATION VESSEL ASSEMBLY
 P/N 3900638000
 REPAIR PARTS LIST



NOTE: APPLICABLE TO ALL ULTRAFILTRATION
 VESSEL ASSEMBLIES (3)

Figure 27. Ultra Filtration Vessel Assembly

(1) ITEM NO.	(2) SMR CODE	(3) NSN	(4) CAGEC	(5) PART NUMBER	(6) DESCRIPTION AND USABLE ON CODE (UOC)	(7) QTY
FUNCTIONAL GROUP 0302						
FIGURE 27. ULTRA FILTRATION VESSEL ASSEMBLY						
			76371	3900638000	.VESSEL ASSEMBLY, UF (SEE WP 0026 00).....	REF
1	PAOZZ	4610-01-526-5514	76371	2101231001	..CARTRIDGE, 5.00∇HF.....	3
2	PAOZZ	5331-01-526-5517	1NYJ9	0211096	..O-RING, POTABLE WATER.....	6
3	PAOZZ	4330-01-526-5536	76371	3900638101	..ASSEMBLY, TOP ENDCAP, UF	1
4	PAOZZ	4330-01-526-5537	76371	3900638102	..ASSEMBLY, BOTTOM ENDCAP, UF	1
5	PAOZZ	4820-01-526-5331	72219	78-267-01	...VALVE, BALL, LOW POINT DRAIN, BRONZE, 0.250"	3
6	XAOZZ		76371	2554826000	...ADAPTER, TRANSITION, 0.25" SKT X 0.25" FPT, CPVC	3
7	XAOZZ		1NZW4	0040372	..ADAPTER, PERMEATE	6
8	XAOZZ		1NZW4	0040370	..NUT, PERMEATE, CAP, 0.5∇ PSUL	6
9	PBOZZ	5330-01-526-5541	1NYJ9	0090446	..GASKET, PORT, PERMEATE	6
10	PAOZZ	5310-01-526-4846	76371	3501064000	.NUT, LOCK, HEX, 0.375∇-16 316SST, W/NYLON INSERT.....	12
11	PAOZZ	5310-01-526-4202	76371	3502185000	.WASHER, FLAT, 0.375∇ 316SST.....	12
12	PAOZZ	5306-01-526-5643	76371	3503420000	.U BOLT, 0.375∇-16 X 7.375∇ LONG INSIDE, 316SST	6
13	PAOZZ	4720-01-064-8396	30327	88PP1-2	.TUBE, 0.50∇ OD, IMPOLENE, 4.50∇ LONG	6
END OF FIGURE						

This page intentionally left Blank.

This page intentionally left Blank.

**UNIT, DIRECT AND GENERAL SUPPORT MAINTENANCE
LIGHTWEIGHT WATER PURIFIER
ULTRA FILTRATION ELECTRICAL SYSTEM
P/N 3803326600
REPAIR PARTS LIST**

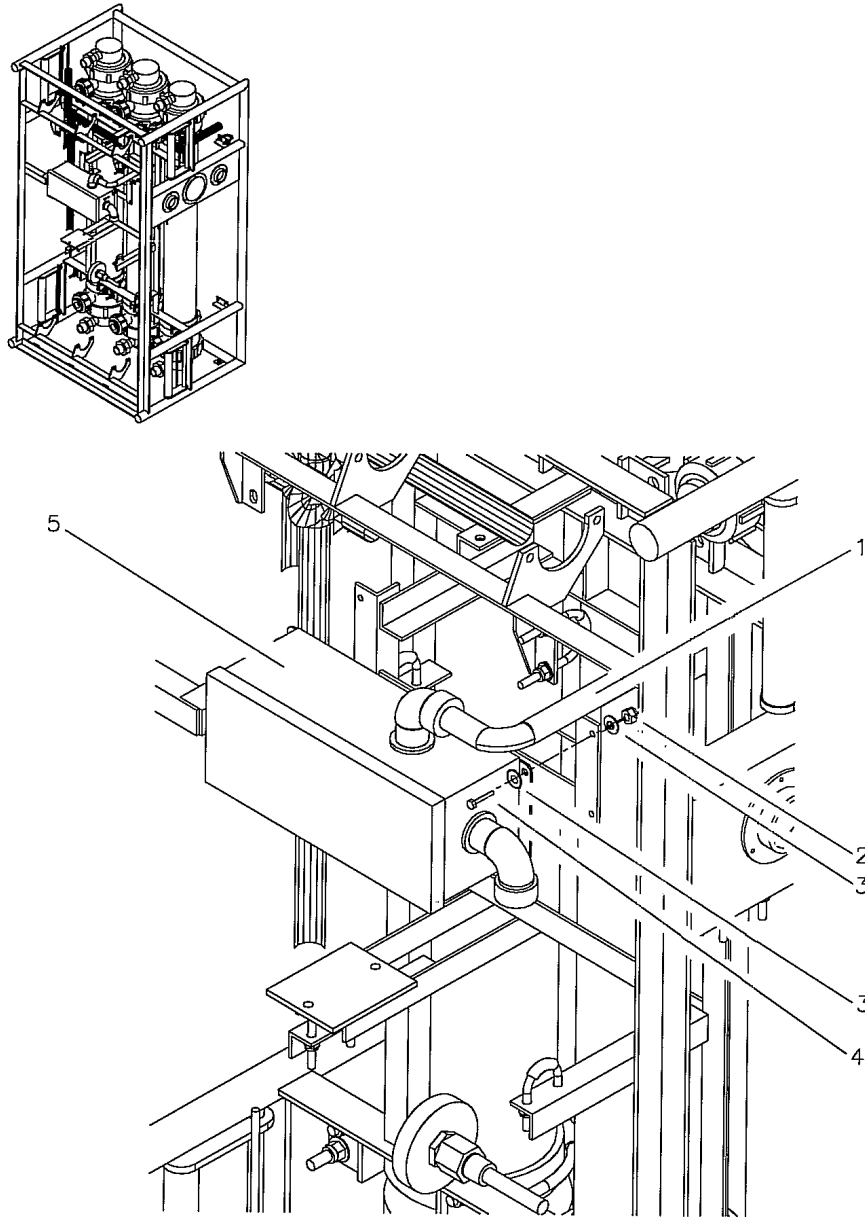


Figure 28. Ultra Filtration Electrical System

(1) ITEM NO.	(2) SMR CODE	(3) NSN	(4) CAGEC	(5) PART NUMBER	(6) DESCRIPTION AND USABLE ON CODE (UOC)	(7) QTY
FUNCTIONAL GROUP 0303						
FIGURE 28. ULTRA FILTRATION ELECTRICAL SYSTEM						
			76371	3803326600	.ELECTRICAL SYSTEM, UF (SEE WP 0026 00)	REF
1	PAFZZ	6150-01-526-8347	76371	2809248206	..CABLE ASSEMBLY, #6, 25 FT LONG	1
2	PAOZZ	5310-01-526-8386	76371	3503393000	..NUT, LOCK, HEX, #10-24UNC 316SST, W/NYLON INSERT.....	4
3	PAOZZ	5310-01-526-8035	76371	3503309000	..WASHER, LOCK, FLAT, #10, 316SST.....	8
4	PAOZZ	5305-01-526-8498	76371	3503308000	..SCREW, MACH, HEX, 10-24, 0.750∇ LONG, 316SST.....	4
5	PAFZZ	5975-01-526-7336	76371	2203962000	..BOX, ASSEMBLY, JUNCTION, FLAT, 0.375∇ 316SST	1
END OF FIGURE						

This page intentionally left Blank.

This page intentionally left Blank.

UNIT, DIRECT AND GENERAL SUPPORT MAINTENANCE
LIGHTWEIGHT WATER PURIFIER
ULTRA FILTRATION COLLAPSIBLE TANK
P/N 3300367001
REPAIR PARTS LIST

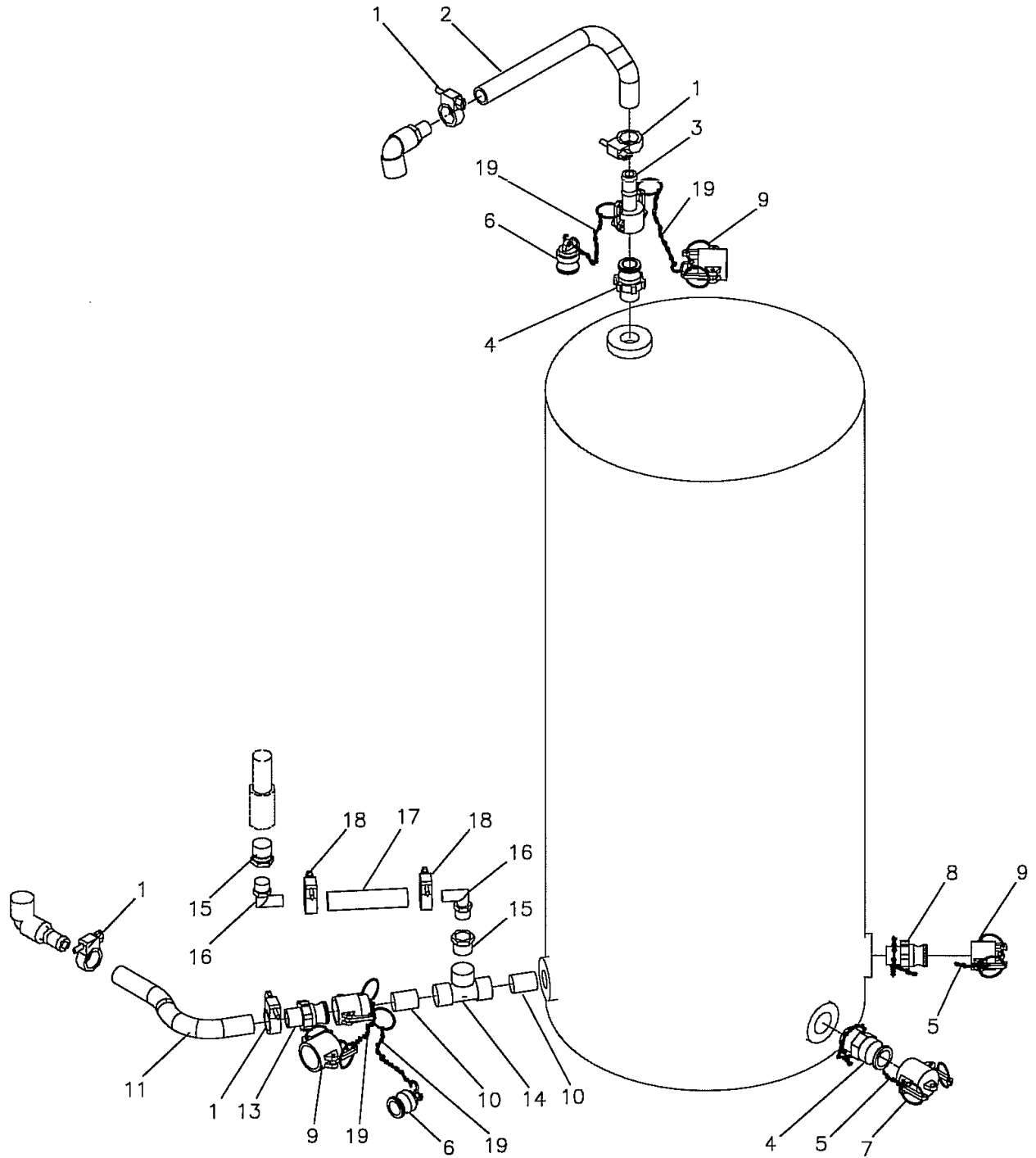


Figure 29. Ultra Filtration Collapsible Tank

(1) ITEM NO.	(2) SMR CODE	(3) NSN	(4) CAGEC	(5) PART NUMBER	(6) DESCRIPTION AND USABLE ON CODE (UOC)	(7) QTY
FUNCTIONAL GROUP 0304						
FIGURE 29. ULTRA FILTRATION COLLAPSIBLE TANK						
			66618	3300367001	..TANK, COLLAPSIBLE, FILTRATE, UF, 18" DIAMETER (SEE WP 0026 00)	REF
1	PAOZZ	4730-01-526-6942	052C4	SS12032	..CLAMP, HOSE	4
2	PAOZZ	4720-01-526-8440	76371	2554527101	..HOSE, 1.140"OD X 0.750"ID, 18.0" LONG	1
3	PAOZZ	4730-01-526-7208	33813	2770307SG-07C	..COUPLING, QUICK DISC, 0.750" FQD X 0.750" HOSE SHANK	1
4	PAOZZ	4730-01-526-7007	33813	2770607SG-07F	..ADAPTER, QUICK DISC, 0.750" MQD X 0.750" MPT	2
5	PAOZZ	4010-01-526-5471	72661	CH-SS-12	..CHAIN, WITH HOOK, 12"LONG....	2
6	PAOZZ	5340-01-526-7028	33813	2771207SG-07W	..PLUG, DUST, QUICK DISC, 0.750" FQD	2
7	PAOZZ	4730-01-526-7018	33813	2771107SG-07V	..CAP, DUST, QUICK DISC, 0.750" FQD	3
8	PAOZZ	4730-01-526-7009	33813	2770610SG-10F	..ADAPTER, QUICK DISC, 1.00" MQD X 1.00" MPT	1
9	PAOZZ	4730-01-526-7015	33813	2771110SG-10V	..CAP, DUST, QUICK DISC, 1.00" FQD	1
10	PAOZZ	4730-01-526-6951	27901	9861-104	..NIPPLE, 0.75" TBE X CLOSE, SCH 80, CPVC	2
11	PAOZZ	4720-01-526-8443	76371	2554527102	..HOSE, 1.140"OD X 0.750"ID, 12.0" LONG	1
12	PAOZZ	4730-01-526-7190	33813	2770407SG-07D	..COUPLER, QUICK DISC, 0.750" FQD X 0.750" FPT	1
13	PAOZZ	4730-01-526-7205	33813	2770507SG-07E	..ADAPTER, QUICK DISC, 0.750" MQD X 0.750" HOSE SHANK	1
14	PAOZZ	9390-01-526-6953	1THV5	9805-007	..TEE, 0.75"FPT X 0.75" FPT X 0.75" FPT, CPVC	1
15	PAOZZ	4730-01-527-2444	1THV5	9839-101	..BUSHING, HEX, 0.75" MPT X 0.50" FPT, CPVC	1
16	PAOZZ	4730-01-467-1747	61424	P8MEB8	..CONNECTOR, MALE ADAPTER, ELBOW, 0.50" ID HOSE X 0.50" MPT	1
17	PAOZZ	4720-01-527-2820	0ABC1	K6158-081-X100	..HOSE, 0.50" ID, PVC TUBE, 6 FT LONG	1
18	PAOZZ	4730-01-420-1917	24869	HSS-6	..CLAMP, HOSE, WORM DRIVE.....	3
19	PAOZZ	4010-01-527-1432	72661	CH-SS-6	..CHAIN, WITH HOOK, 6"LONG.....	4
END OF FIGURE						

This page intentionally left Blank.

This page intentionally left Blank.

UNIT, DIRECT AND GENERAL SUPPORT MAINTENANCE
 LIGHTWEIGHT WATER PURIFIER
 ULTRA FILTRATION INSTRUMENTATION
 P/N 3803326100
 REPAIR PARTS LIST

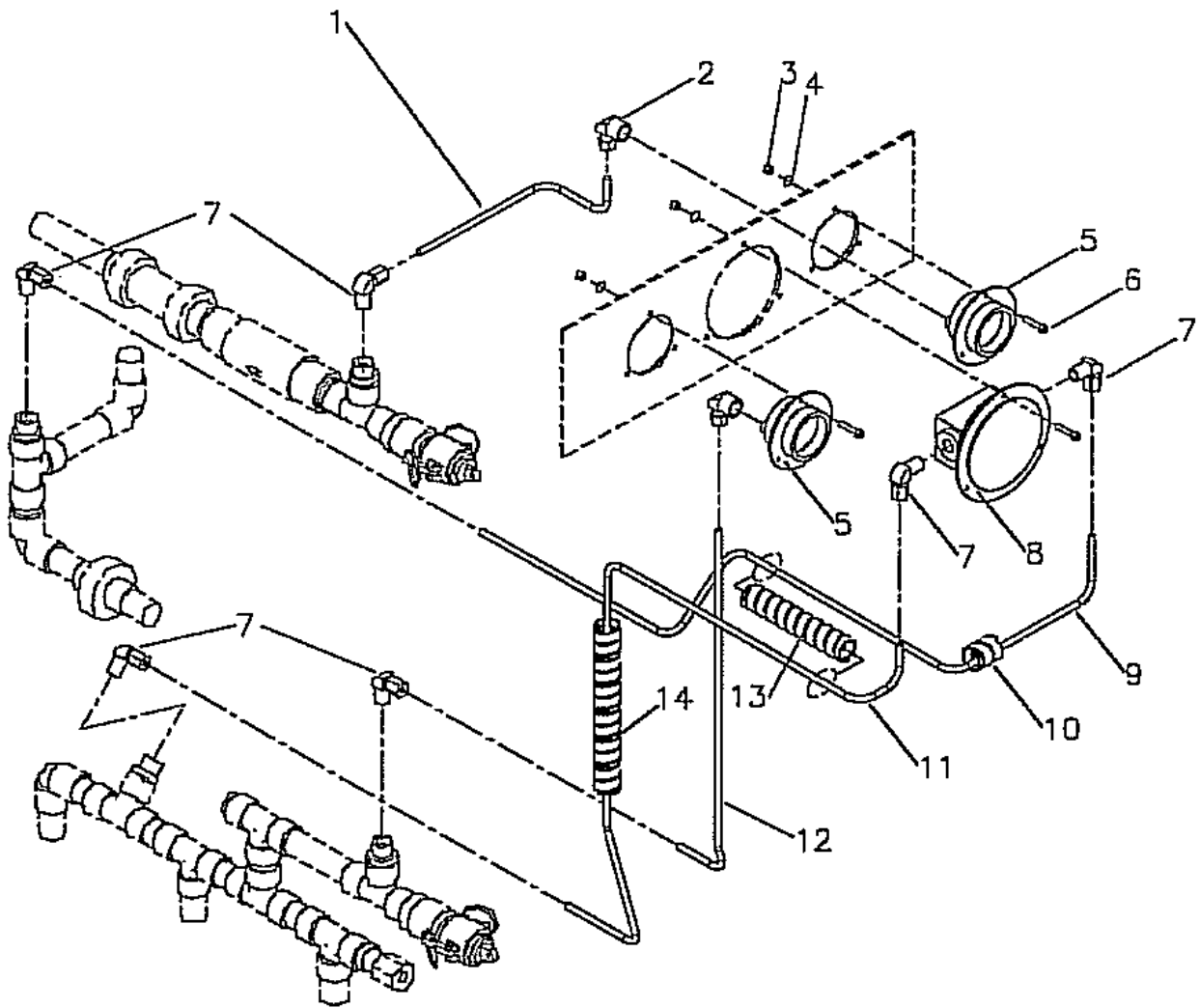


Figure 30. Ultra Filtration Instrumentation

(1) ITEM NO.	(2) SMR CODE	(3) NSN	(4) CAGEC	(5) PART NUMBER	(6) DESCRIPTION AND USABLE ON CODE (UOC)	(7) QTY
FUNCTIONAL GROUP 0305						
FIGURE 30. ULTRA FILTRATION INSTRUMENTATION						
			76371	3803326100	..INSTRUMENTATION ASSEMBLY, ULTRAFILTRATION (SEE WP 0026 00).....	REF
1	PAOZZ	4720-01-267-9343	30327	44-PP	..TUBE, POLY, 0.250"OD, 11" LONG.....	1
2	PAOZZ	4730-01-526-8957	52547	45-4-4-K-PG	..ELBOW, 90, 0.250"OD TUBE X 0.250"FPT.....	2
3	PAOZZ	5310-01-526-8388	76371	3503392000	..NUT, LOCK, HEX, #6-32UNC, 316SST, W/NYLON INSERT.....	9
4	PAOZZ	5310-01-526-9078	76371	3500586000	..WASHER, FLAT, #6, SST.....	18
5	PAOZZ	6685-01-526-7207	56608	KDP-M	..GAUGE, PRESSURE, 0-100 PSI 0.250" MPT (PI-1, PI-5).....	2
6	PAOZZ	5305-01-526-8512	76371	3502215000	..SCREW, MACH, #6-32 UNC X 0.750" LG, 316SST.....	9
7	PAOZZ	4730-01-526-8958	52547	40-4-4-K-PG	..ELBOW, 90, 0.250"OD TUBE X 0.250"MPT.....	6
8	PAOZZ	6685-01-526-6981	56608	1502-E1097	..GAUGE, PRESS, DIFFERENTIAL, 0-30 PSID 0.250" NPT (DP1).....	1
9	PAOZZ	4720-01-267-9343	30327	44-PP	..TUBE, POLY, 0.250"OD, 40" LONG.....	1
10	PAOZZ	9330-01-526-6984	0S1H5	PWHD-08	..SPIRAL WRAP, 1.00" MAX BUNDLE DIA, 1.25" LONG.....	1
11	PAOZZ	4720-01-267-9343	30327	44-PP	..TUBE, POLY, 0.250"OD, 36" LONG.....	1
12	PAOZZ	4720-01-267-9343	30327	44-PP	..TUBE, POLY, 0.250"OD, 18" LONG.....	1
13	PAOZZ	9330-01-526-6984	0S1H5	PWHD-08	..SPIRAL WRAP, 1.00" MAX BUNDLE DIA, 9.50" LONG.....	2
14	PAOZZ	9330-01-526-6984	0S1H5	PWHD-08	..SPIRAL WRAP, 1.00" MAX BUNDLE DIA, 8.00" LONG.....	1
END OF FIGURE						

This page intentionally left Blank.

This page intentionally left Blank.

UNIT, DIRECT AND GENERAL SUPPORT MAINTENANCE
 LIGHTWEIGHT WATER PURIFIER
 ULTRA FILTRATION FEED PIPING
 3803326009
 REPAIR PARTS LIST

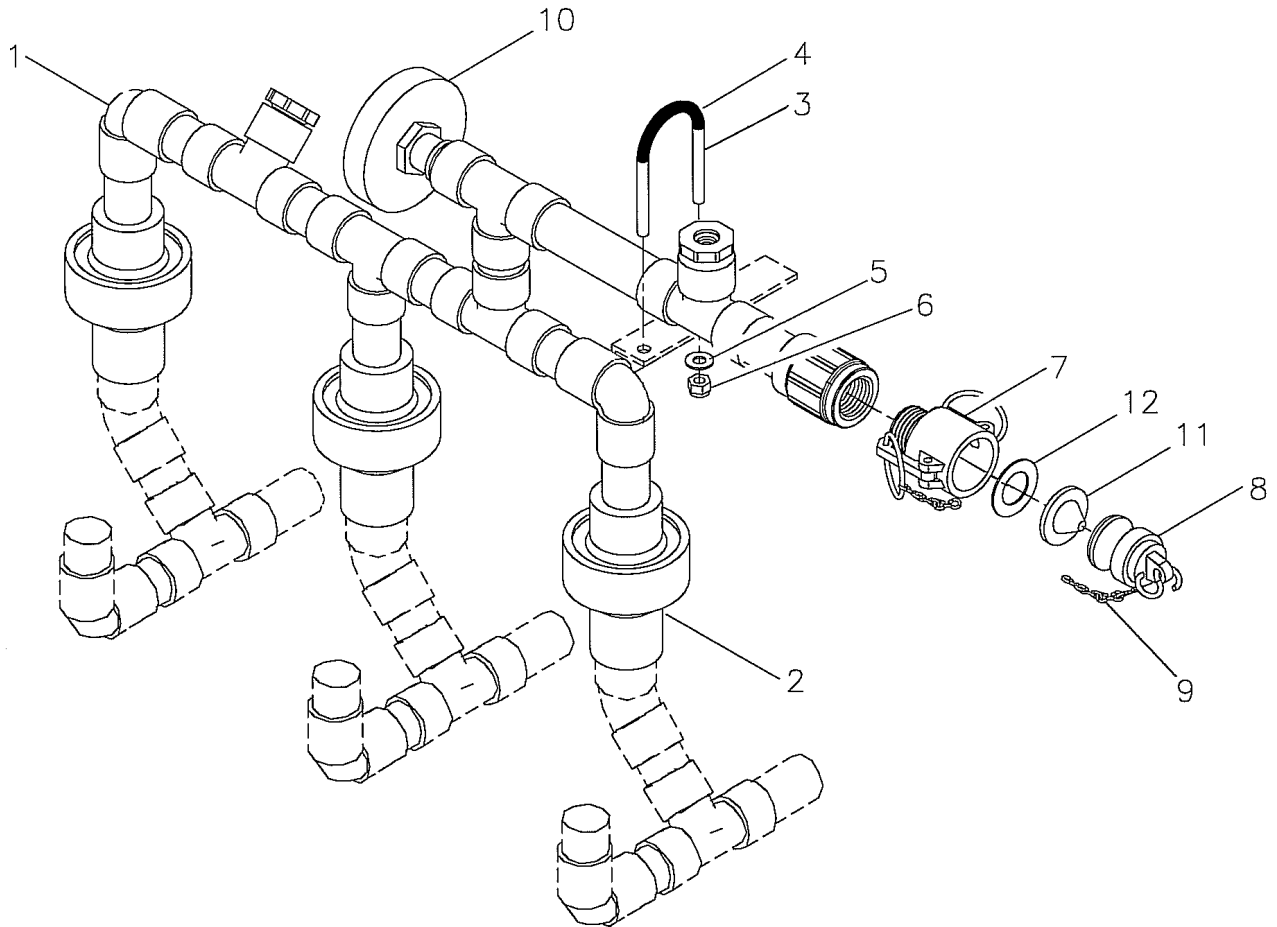


Figure 31. Ultra Filtration Feed Piping

(1) ITEM NO.	(2) SMR CODE	(3) NSN	(4) CAGEC	PART NUMBER	(6) DESCRIPTION AND USABLE ON CODE (UOC)	(7) QTY
FUNCTIONAL GROUP 0306						
FIGURE 31. ULTRA FILTRATION FEED PIPING						
1	XDOZZ		76371	3803326009	.MANIFOLD, FEED PIPING, UF (SEE WP 0026 00)	1
2	PAOZZ	4820-01-526-7213	3CTH6	CKM075VS-CP	..VALVE, CHECK, DIAP, 0.750" SKT (V4A- V4C)	3
3	PAOZZ	5306-01-526-7653	76371	3503416000	.U-BOLT. 0.250" X 1.5" ID X 2.75" INSIDE LG, 316SST	1
4	PAOZZ	4720-00-004-8988	61424	PP-64-0500	.TUBE, POLY 0.375"OD X 1.38" LONG	1
5	PAOZZ	5310-01-526-4206	76371	3501175000	.WASHER, FLAT, 0.250" 316SST ...	2
6	PAOZZ	5310-01-526-8382	76371	3501063000	.NUT, LOCK, HEX, 0.250"-20 316SST, W/NYLON INSERT	2
7	PAOZZ	4730-01-526-7188	33813	2770207SG-07B	.COUPLER, QUICK DISC, 0.750" FQD X 0.750" MPT	1
8	PAOZZ	5340-01-526-7028	33813	2771207SG-07W	.PLUG, DUST, QUICK DISC, 0.750"MQD	1
9	PAOZZ	4010-01-527-1432	72661	CH-SS-6	.CHAIN, W/HOOK, 6"	1
10	PAOZZ	6685-00-009-3542	38056	30-EI-60R-040 - 20/120F	.THERMOMETER, 3.000", -20 / 120 F (TI-1).....	1
11	PAOZZ	4730-01-527-8332	76371	2101292000	.SCREEN, WASHER, 30 MESH, SST	1
12	PAOZZ	5310-01-526-8045	76371	3502878000	.WASHER, FABRIC, 00.50" BOLT SIZE.....	1
END OF FIGURE						

This page intentionally left Blank.

This page intentionally left Blank.

UNIT, DIRECT AND GENERAL SUPPORT MAINTENANCE
 LIGHTWEIGHT WATER PURIFIER
 ULTRA FILTRATION FILTRATE TO TANK PIPING
 3803326500
 REPAIR PARTS LIST

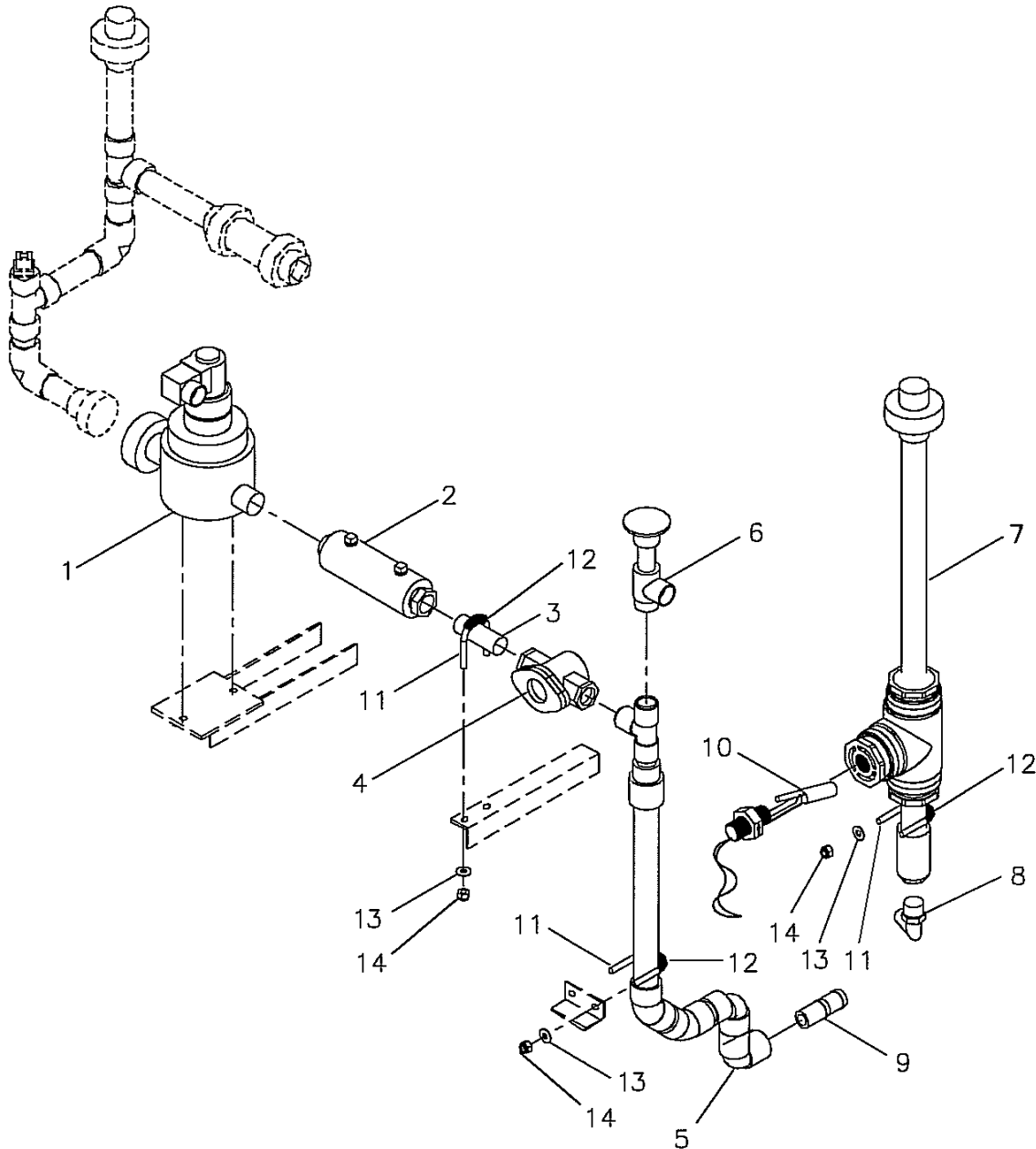


Figure 32. UF Filtrate to Tank Piping

(1) ITEM NO.	(2) SMR CODE	(3) NSN	(4) CAGEC	(5) PART NUMBER	(6) DESCRIPTION AND USABLE ON CODE (UOC)	(7) QTY
FUNCTIONAL GROUP 0307						
FIGURE 32. UF FILTRATE TO TANK PIPING						
			76371	3803326500	.UF FILTRATE TO TANK PIPING (SEE WP 0026 00)	REF
1	PAOZZ	4810-01-526-5646	76371	3803326010	..VALVE, SOLENOID, 0.750" SKTS (V7) (INCLUDES ASSOCIATED PIPING)	1
2	PAOZZ	4820-01-526-8720	52725	4914DSPEC	..CONTROLLER, FLOW, 4-31 PSI 0.50" FPT, (FCV41)	1
3	PAOZZ	4730-01-527-1106	76371	2504424000	..NIPPLE, 0.5" TBE X 3.0" LONG	1
4	PAOZZ	6685-01-526-8719	76371	3503417001	..INDICATOR, FLOW, SIGHT, 0.50" FPT, W/ SST HARDWARE (SG2)	1
5	PAOZZ	4710-01-526-7601	76371	3803326012	..PIPING, FILTRATE TO TANK	1
6	PAOZZ	4820-01-526-8718	1THV5	155522581	..VALVE, ANGLE, NEEDLE. 0.50" FPT (V53)	1
7	PAOZZ	4710-01-526-7607	76371	3803326011	..PIPING, FILTRATE (INCLUDING LEVEL SWITCH FITTINGS)	1
8	PAOZZ	4730-01-467-1747	61424	P8MEB8	..CONNECTOR, MALE ADAPTER, ELBOW, 0.50" ID HOSE X 0.50" MPT	1
9	PAOZZ	4730-01-526-7055	33813	85850075-PTCN75	..NPPLE, HOSE, 0.75" MPT X 0.75" HOSE, POLYPROPYLENE	1
10	PAOZZ	5930-01-526-8716	21604	M8700-04WH48	..SWITCH, LEVEL, 30 WATTS, SPST, 0.50" MPT MOUNTING (LSL)	1
11	PAOZZ	5306-01-527-2450	76371	3503449000	.U-BOLT. 0.250"-20 X 2.063" INSIDE LG, 316SST	2
12	PAOZZ	4720-00-004-8988	61424	PP-64-0500	.TUBE, POLY 0.375"OD X 1.38" LONG	2
13	PAOZZ	5310-01-526-4206	76371	3501175000	.WASHER, FLAT, 0.250" 316SST ...	4
14	PAOZZ	5310-01-526-8382	76371	3501063000	.NUT, LOCK, HEX, 0.250"-20 316SST, W/NYLON INSERT	4
END OF FIGURE						

This page intentionally left Blank.

This page intentionally left Blank.

UNIT, DIRECT AND GENERAL SUPPORT MAINTENANCE
 LIGHTWEIGHT WATER PURIFIER
 ULTRA FILTRATION FILTRATE/BACKWASH PIPING
 P/N 3803326200
 REPAIR PARTS LIST

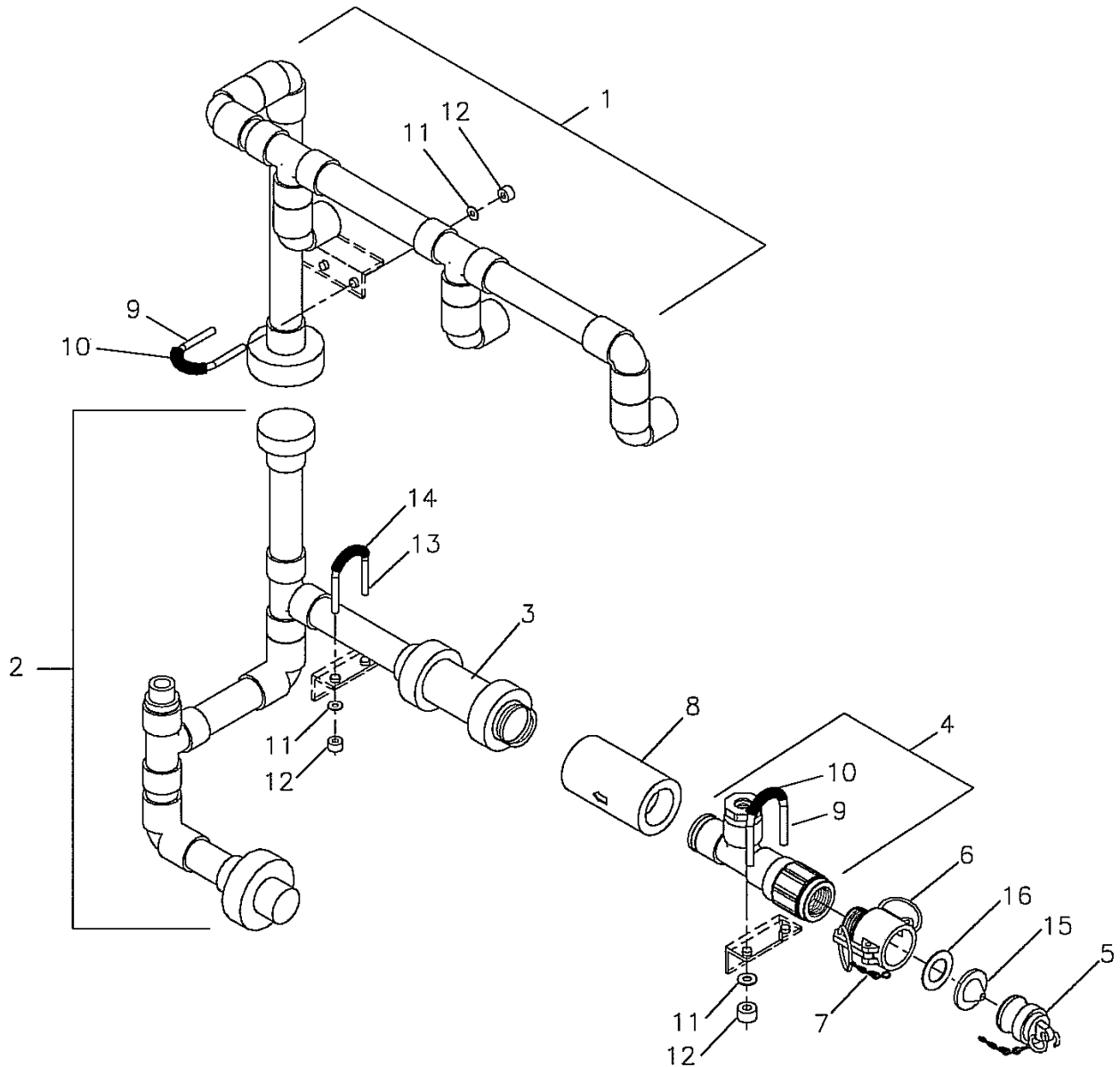


Figure 33. Ultra Filtration Filtrate/Backwash Piping

(1) ITEM NO.	(2) SMR CODE	(3) NSN	(4) CAGEC	(5) PART NUMBER	(6) DESCRIPTION AND USABLE ON CODE (UOC)	(7) QTY
FUNCTIONAL GROUP 0308						
FIGURE 33. ULTRA FILTRATION FILTRATE/BACKWASH PIPING						
			76371	3803326200	.UF FILTRATE/BACKWASH PIPING (SEE WP 0026 00).....	REF
1	PAOZZ	4710-01-526-7590	76371	3803326013	..ASSEMBLY, PIPING, BACKWASH, UF	1
2	PAOZZ	4710-01-526-7587	76371	3803326014	..ASSEMBLY, PIPING, FILTRATE, UF (TO INCLUDE CHECK VALVE)	1
3	PAOZZ	4820-01-526-8723	1THV5	163360563	...VALVE, CHECK, BALL, 0.750" SKTS (V8)	
4	PAOZZ	4710-01-526-7586	76371	3803326015	..ASSEMBLY, PIPING, FILTRATE, UF	
5	PAOZZ	5340-01-526-7028	33813	2771207SG-07W	.PLUG, DUST, QUICK DISC, 0.750"MQD	1
6	PAOZZ	4730-01-526-7188	33813	2770207SG-07B	.COUPLER, QUICK DISC, 0.750" FQD X 0.750" MPT	1
7	PAOZZ	4010-01-527-1432	72661	CH-SS-6	.CHAIN, W/HOOK, 6"	1
8	PAOZZ	4820-01-526-8721	3CTH6	FC100-EP-PV-8	.VALVE, FLOW, CONTROL, 1.00" FPT, 8GPM (FCV51)	1
9	PAOZZ	5306-01-527-2450	76371	3503449000	.U-BOLT. 0.250"-20 X 2.063" INSIDE LG, 316SST	2
10	PAOZZ	4720-00-004-8988	61424	PP-64-0500	.TUBE, POLY 0.375"OD X 1.38" LONG	2
11	PAOZZ	5310-01-526-4206	76371	3501175000	.WASHER, FLAT, 0.250" 316SST ...	6
12	PAOZZ	5310-01-526-8382	76371	3501063000	.NUT, LOCK, HEX, 0.250"-20 316SST, W/NYLON INSERT	6
13	PAOZZ	5306-01-526-5642	76371	3503450000	.U-BOLT, 0.250"-20 X 2.375" INSIDE LG, 316SST	1
14	PAOZZ	4720-00-004-8988	61424	PP-64-0500	.TUBE, POLY 0.375"OD X 1.38" LONG	1
15	PAOZZ	4730-01-527-8332	76371	2101292000	.SCREEN, WASHER, 30 MESH, SST	1
16	PAOZZ	5310-01-526-8045	76371	3502878000	.WASHER, FABRIC, 00.50" BOLT SIZE	1
END OF FIGURE						

This page intentionally left Blank.

This page intentionally left Blank.

**UNIT, DIRECT AND GENERAL SUPPORT MAINTENANCE
 LIGHTWEIGHT WATER PURIFIER
 ULTRA FILTRATION REJECT PIPING
 P/N 3803326400
 REPAIR PARTS LIST**

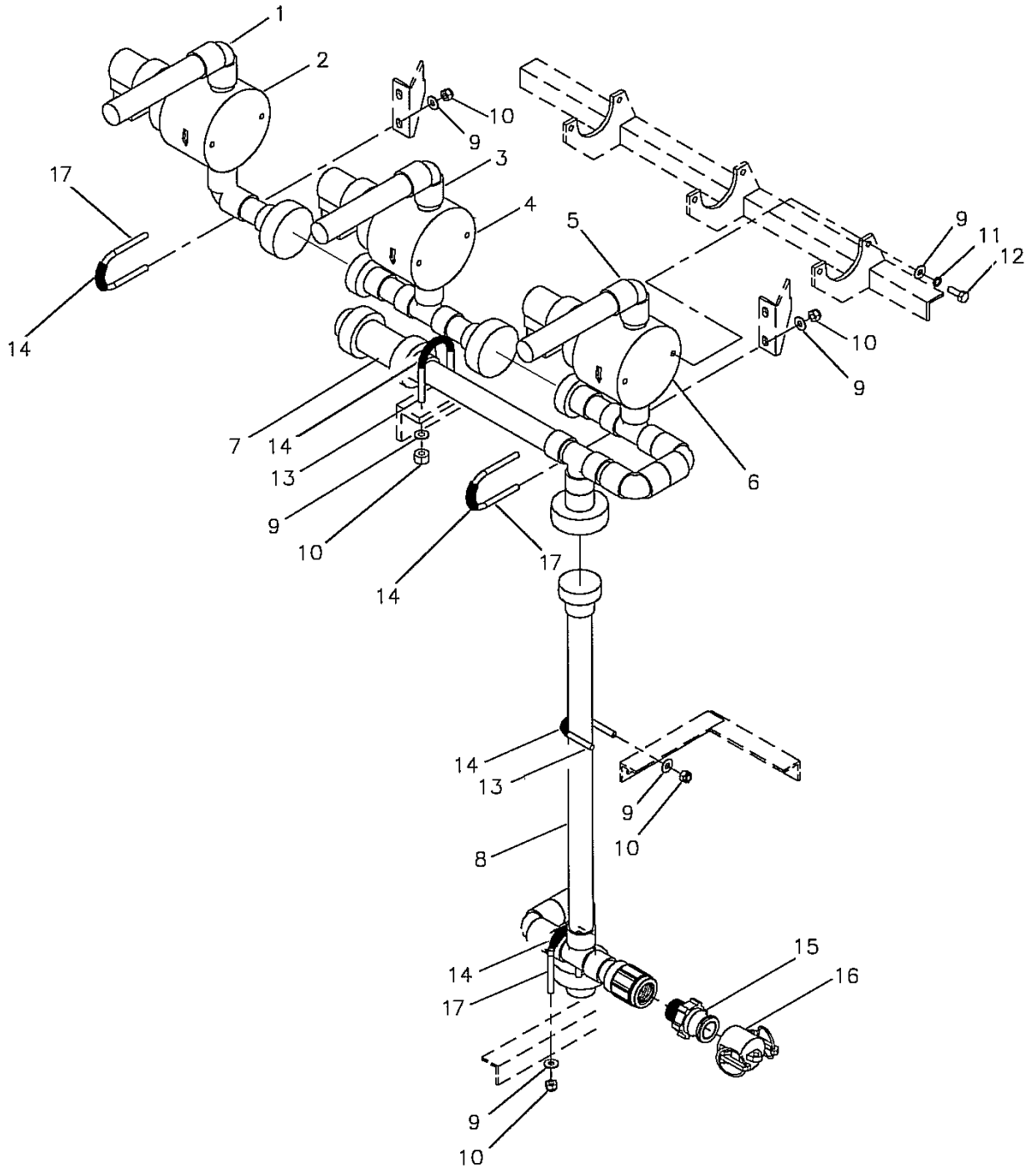


Figure 34. Ultra Filtration Reject Piping

(1) ITEM NO.	(2) SMR CODE	(3) NSN	(4) CAGEC	(5) PART NUMBER	(6) DESCRIPTION AND USABLE ON CODE (UOC)	(7) QTY
FUNCTIONAL GROUP 0309						
FIGURE 34. ULTRA FILTRATION REJECT PIPING						
			76371	3803326400	.UF REJECT PIPING (SEE WP 0026 00)	REF
1	PAOFF	4710-01-526-7558	76371	3803326001	..ASSEMBLY, PIPING, WITH, 0.750" SKT SOLENOID VALVE (V3C)	1
2	XAFFF		76371	2606639001	...VALVE, SOLENOID, UF, MODIFIED (V3A, V3B, V3C) SEE WP 0065 00 FOR REPAIR KIT	1
3	PAOFF	4710-01-526-7574	76371	3803326002	..ASSEMBLY, PIPING, WITH, 0.750" SKT SOLENOID VALVE (V3B)	1
4	XAFFF		76371	2606639001	...VALVE, SOLENOID, UF, MODIFIED (V3A, V3B, V3C) SEE WP 0065 00 FOR REPAIR KIT	1
5	PAOFF	4710-01-526-7580	76371	3803326003	..ASSEMBLY, PIPING, WITH, 0.750" SKT SOLENOID VALVE (V3A)	1
6	XAOFF		76371	2606639001	...VALVE, SOLENOID, UF, MODIFIED (V3A, V3B, V3C) SEE WP 0065 00 FOR REPAIR KIT	1
7	PAOZZ	4820-01-526-8723	1THV5	163.360.563	...VALVE, CHECK, BALL, 0.750" SKTS (V38)	1
8	PAOZZ	4710-01-526-7578	76371	3803326004	..ASSEMBLY, PIPING, REJECT, UF	1
9	PAOZZ	5310-01-526-4206	76371	3501175000	.WASHER, FLAT, 0.250" 316SST ...	16
10	PAOZZ	5310-01-526-8382	76371	3501063000	.NUT, LOCK, HEX, 0.250"-20 316SST, W/NYLON INSERT	10
11	PAOZZ	5310-01-526-4285	76371	3501809000	.WASHER, LOCK, 0.250"	6
12	PAOZZ	5305-01-526-8505	76371	3500883000	.CAPSCREW, HEX, 0.250"-20, 0.750"LONG	6
13	PAOZZ	5306-01-527-2450	76371	3503449000	.U-BOLT, 0.250"-20 X 1.5" ID X 2.063" INSIDE LG, 316SST	2
14	PAOZZ	4720-00-004-8988	61424	PP-64-0500	.TUBE, POLY 0.375"OD X 1.38" LONG	5
15	PAOZZ	4730-01-526-8722	33813	1200607-3/4F	.ADAPTER, QUICK DISCONNECT, 0.750"MQD X 0.750"MPT, BRASS	1
16	PAOZZ	4730-01-526-7018	33813	2771107SG-07V	.CAP, DUST, QUICK DISCONNECT, 0.750"FQD	1
17	PAOZZ	5306-01-526-5642	76371	3503450000	.U-BOLT, 0.250"-20 X 2.375" INSIDE LG, 316SST	3
END OF FIGURE						

This page intentionally left Blank.

This page intentionally left Blank.

UNIT, DIRECT AND GENERAL SUPPORT MAINTENANCE
 LIGHTWEIGHT WATER PURIFIER
 ULTRA FILTRATION REJECT SOLENOID VALVES
 P/N 2606639001
 REPAIR PARTS LIST

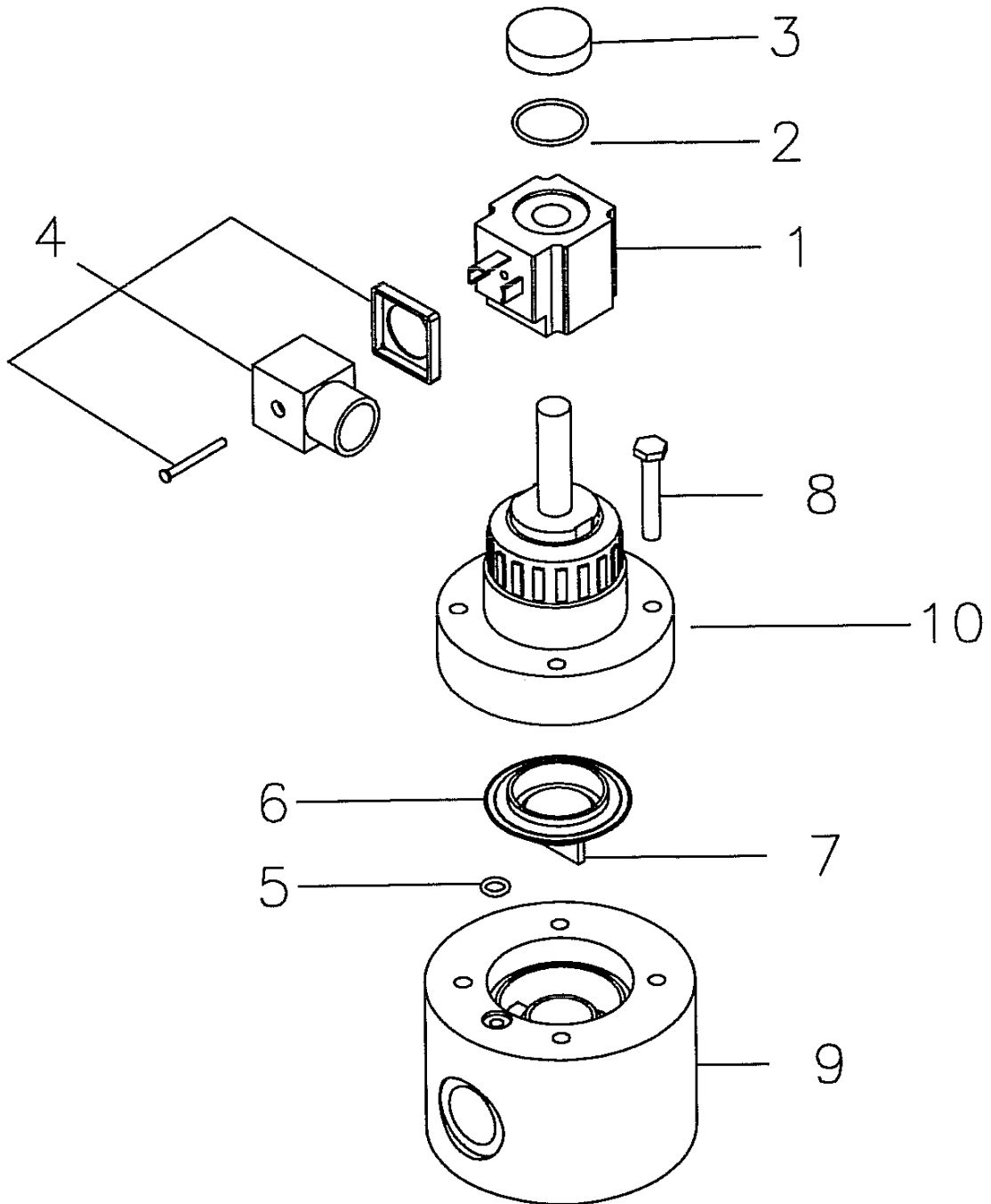


Figure 35. Ultra Filtration Solenoid Valves

(1) ITEM NO.	(2) SMR CODE	(3) NSN	(4) CAGEC	(5) PART NUMBER	(6) DESCRIPTION AND USABLE ON CODE (UOC)	(7) QTY
FUNCTIONAL GROUP 030901						
FIGURE 35. ULTRA FILTRATION SOLENOID VALVES						
			76371	2606639001	.VALVE, SOLENOID, UF, MODIFIED (V3A, V3B, V3C)	REF
1	PAFZZ	5950-01-527-0331	3CTH6	6470W-ASM-129/60	..ASSEMBLY, COIL AND GASKET	1
2	XDOZZ		3CTH6	0016EP	...COIL O-RING.....	1
3	XDOZZ		3CTH6	6457-GFN	...NUT, CAP	1
4	XDOZZ		3CTH6	5443	...ASSEMBLY, CONNECTOR	1
5	PAOZZ	5331-01-527-1532	3CTH6	0011V	..O-RING, VITON	1
6	PAOZZ	4810-01-527-0336	3CTH6	6524V	..DIAPHRAGM, ROLLING, VITON ..	1
7	PAOZZ	4820-01-527-0333	3CTH6	6537-CP	..SUPPORT, DIAPHRAGM.....	1
8	PAOZZ	5305-01-527-1527	3CTH6	F-CSHH25C0150-S	..CAP SCREW, SS	1
9	XAOZZ		3CTH6	7320-CP	..BODY, 3/4" SOCKET, CPVC.....	1
10	PAOZZ	4810-01-527-2004	76371	2606639002	..TOP WORKS, VALVE, SOLENOID	1
END OF FIGURE						

This page intentionally left Blank.

This page intentionally left Blank.

UNIT, DIRECT AND GENERAL SUPPORT MAINTENANCE
 LIGHTWEIGHT WATER PURIFIER
 ULTRA FILTRATION FAST FLUSH MANIFOLD PIPING
 P/N 3803326300
 REPAIR PARTS LIST

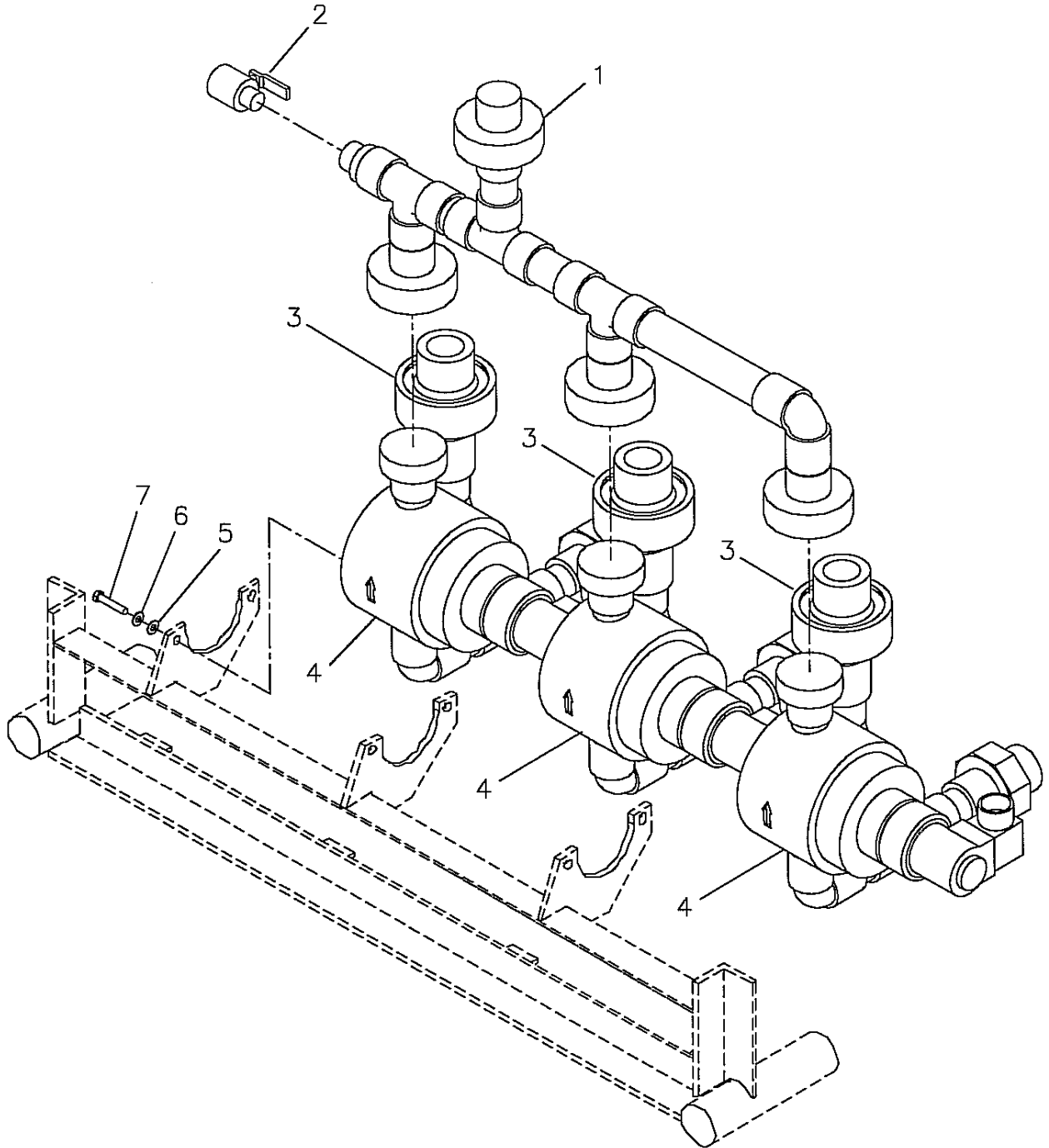


Figure 36. Ultra Filtration Fast Flush Manifold Piping

(1) ITEM NO.	(2) SMR CODE	(3) NSN	(4) CAGEC	(5) PART NUMBER	(6) DESCRIPTION AND USABLE ON CODE (UOC)	(7) QTY
FUNCTIONAL GROUP 0310						
FIGURE 36. ULTRA FILTRATION FAST FLUSH MANIFOLD PIPING						
			76371	3803326300	.UF FAST FLUSH MANIFOLD PIPING (SEE WP 0026)	REF
1	PAOZZ	4710-01-526-7560	76371	3803326006	..ASSEMBLY, PIPING, MANIFOLD, UF	1
2	PAOZZ	4820-01-526-5331	72219	78-267-01	..VALVE, BALL, BRZ, 0.250" MPT X 0.250" FPT, WITH LEVER HANDLE (V42)	1
3	PAOZZ	4710-01-526-7561	76371	3803326005	..ASSEMBLY, PIPING, SOLENOID VALVE, 0.750" SKT (V2A, V2B, V2C)	3
4	XAOFF		3CTH6	X1265	...VALVE, SOLENOID, UF, (V2A, V2B, V2C) SEE WP 0027 00	3
5	PAOZZ	5310-01-526-4206	76371	3501175000	.WASHER, FLAT, 0.250"	6
6	PAOZZ	5310-01-526-4285	76371	3501809000	.WASHER, LOCK, 0.250"	6
7	PAOZZ	5305-01-526-8505	76371	3500883000	.CAPSCREW, HEX, 0.250"-20	6
END OF FIGURE						

This page intentionally left Blank.

This page intentionally left Blank.

UNIT, DIRECT AND GENERAL SUPPORT MAINTENANCE
 LIGHTWEIGHT WATER PURIFIER
 ULTRA FILTRATION FAST FLUSH SOLENOID VALVES
 P/N X1265
 REPAIR PARTS LIST

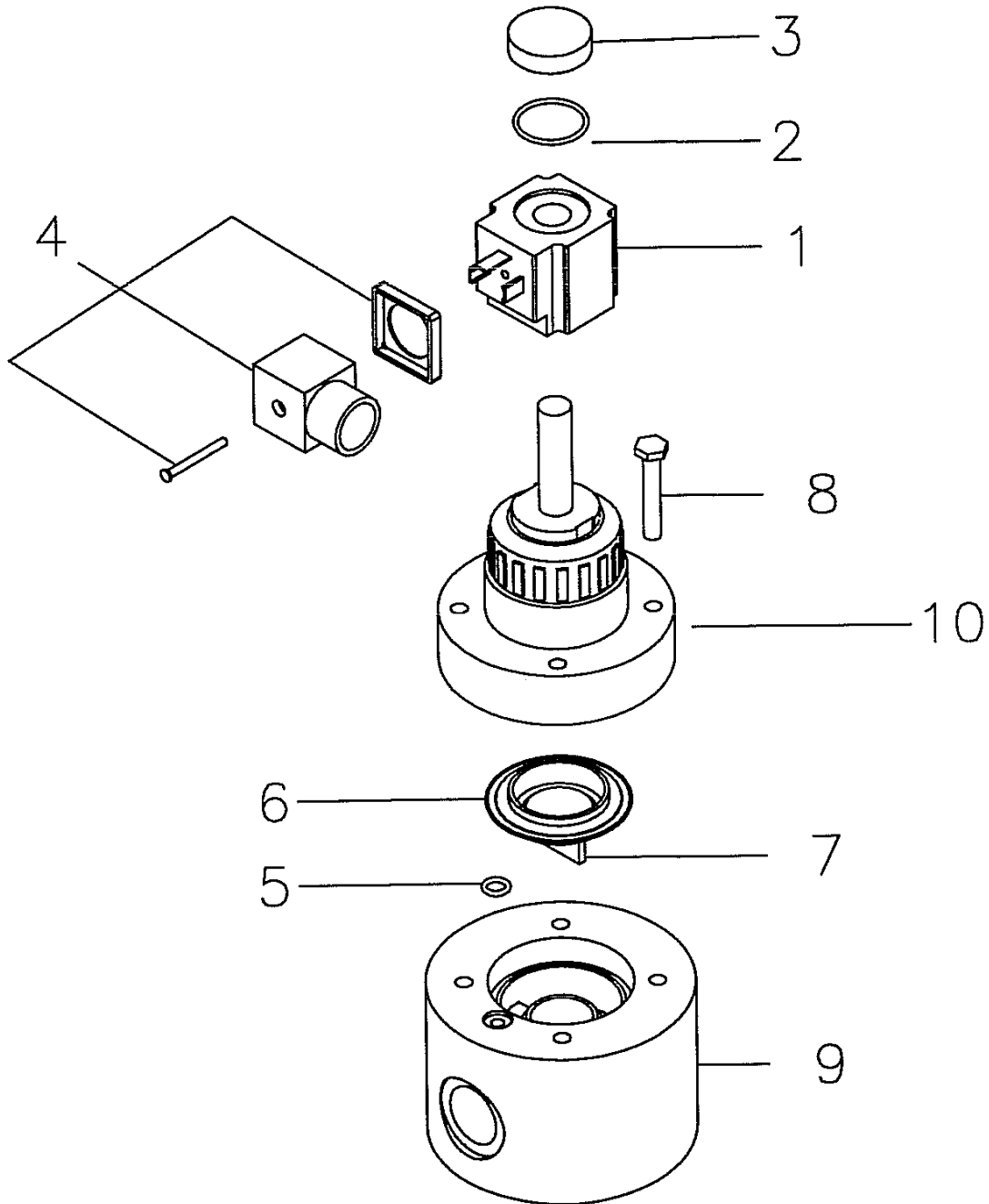


Figure 37. Ultra Filtration Solenoid Valves

(1) ITEM NO.	(2) SMR CODE	(3) NSN	(4) CAGEC	(5) PART NUMBER	(6) DESCRIPTION AND USABLE ON CODE (UOC)	(7) QTY
FUNCTIONAL GROUP 031001						
FIGURE 37. ULTRA FILTRATION SOLENOID VALVES						
			3CTH6	X1265	.VALVE, SOLENOID, UF (V2A- V2B, V2C, V7)	REF
1	PAFZZ	5950-01-527-0331	3CTH6	6470W-ASM-129/60	..ASSEMBLY, COIL AND GASKET	1
2	XDOZZ		3CTH6	0016EP	...COIL O-RING	1
3	XDOZZ		3CTH6	6457-GFN	...NUT, CAP	1
4	XDOZZ		3CTH6	5443	...ASSEMBLY, CONNECTOR	1
5	PAOZZ	5331-01-527-1532	3CTH6	0011V	..O-RING, VITON	1
6	PAOZZ	4810-01-527-0336	3CTH6	6524V	..DIAPHRAGM, ROLLING, VITON ..	1
7	PAOZZ	4820-01-527-0333	3CTH6	6537-CP	..SUPPORT. DIAPHRAGM.....	1
8	PAOZZ	5305-01-527-1527	3CTH6	F-CSHH25C0150-S	..CAP SCREW, SS	1
9	XAOZZ		3CTH6	7320-CP	..BODY, 3/4" SOCKET, CPVC.....	1
10	PAOZZ	4810-01-527-2004	76371	2606639002	..TOP WORKS, VALVE, SOLENOID.....	1
END OF FIGURE						

This page intentionally left Blank.

This page intentionally left Blank.

UNIT, DIRECT AND GENERAL SUPPORT MAINTENANCE
LIGHTWEIGHT WATER PURIFIER
ULTRA FILTRATION FILTRATE TANK VENT PIPING
P/N 3803326007
REPAIR PARTS LIST

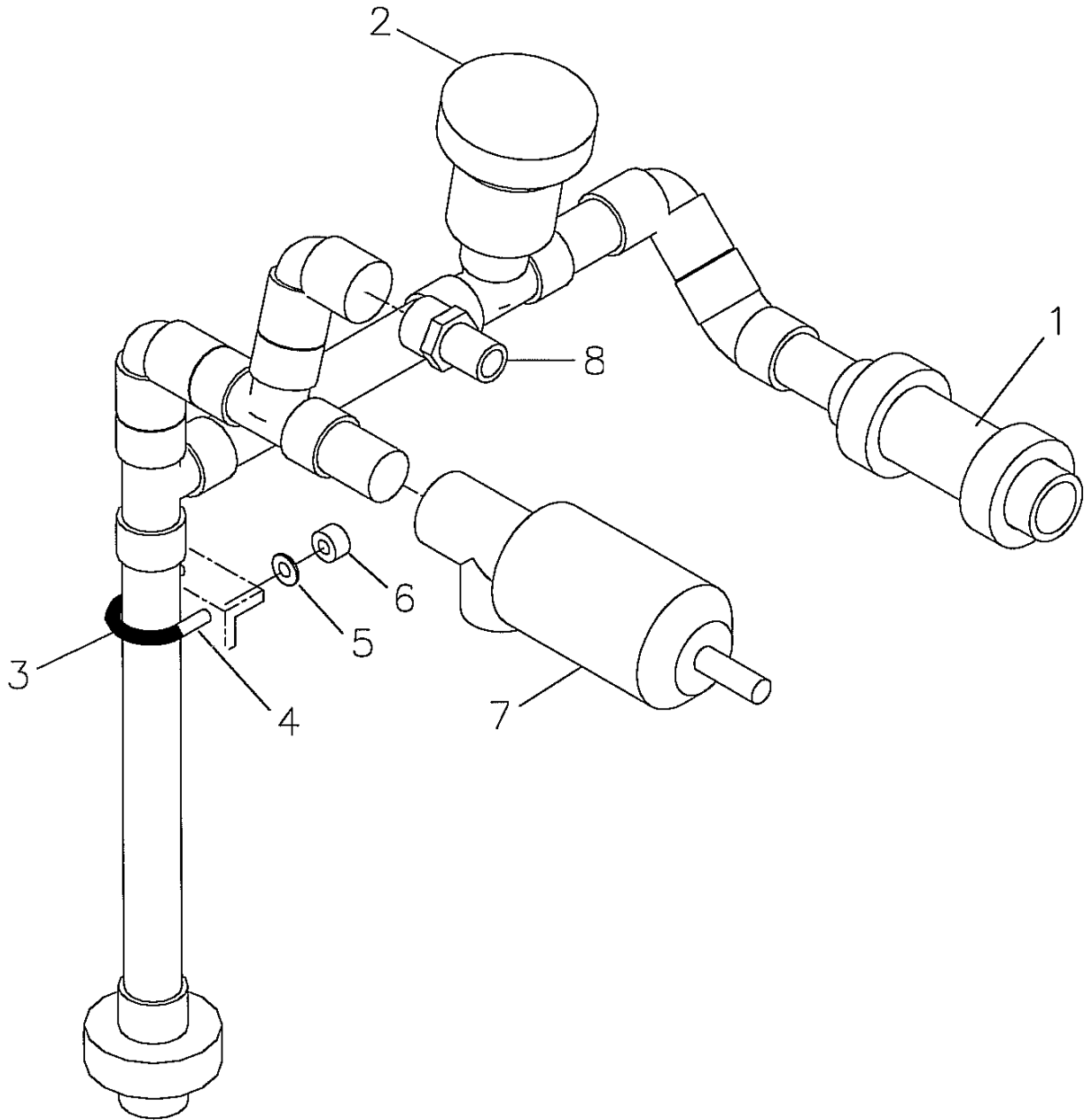


Figure 38. Ultra Filtration Filtrate Tank Vent Piping

(1) ITEM NO.	(2) SMR CODE	(3) NSN	(4) CAGEC	(5) PART NUMBER	(6) DESCRIPTION AND USABLE ON CODE (UOC)	(7) QTY
FUNCTIONAL GROUP 0311						
FIGURE 38. ULTRA FILTRATION FILTRATE TANK VENT PIPING						
			76371	3803326007	.ASSEMBLY, PIPING, FILTRATE TO TANK VENT, UF (INCLUDES CHECK VALVE) (SEE WP 0026 00)	REF
1	PAOZZ	4820-01-526-8723	1THV5	163.360.563	..VALVE, CHECK, BALL, 0.750"SKT (V38).....	1
2	PAOZZ	4820-01-526-6955	65378	FC-VR-50	.VACUUM RELEASE, 0.50" THD PRESS 5-15 PSIG (V37).....	1
3	PAOZZ	5306-01-527-2450	76371	3503449000	.U-BOLT, 0.250"-20 X 1.5" ID X 2.063" INSIDE LG, 316SST	2
4	PAOZZ	4720-00-004-8988	61424	PP-64-0500	.TUBE, POLY 0.375"OD X 1.38" LG.....	2
5	PAOZZ	5310-01-526-4206	76371	3501175000	.WASHER, FLAT, 0.250" 316SST ...	4
6	PAOZZ	5310-01-526-8382	76371	3501063000	.NUT, LOCK, HEX, 0.250"-20 316SST, W/NYLON INSERT.....	4
7	PAOZZ	4820-01-526-6977	3CTH6	RTV075B-CP	.VALVE, RELIEF, 0.750" FPT, PRESS 5-15 PSIG, (V29).....	1
8	PAOZZ	4730-01-526-7192	39428	5218K46	.NIPPLE, HOSE, 0.075" ID HOSE 0.750" MPT, PSIG	1
END OF FIGURE						

This page intentionally left Blank.

This page intentionally left Blank.

UNIT, DIRECT AND GENERAL SUPPORT MAINTENANCE
LIGHTWEIGHT WATER PURIFIER
ULTRA FILTRATION VESSEL DRAIN PIPING
P/N 3803326008
REPAIR PARTS LIST

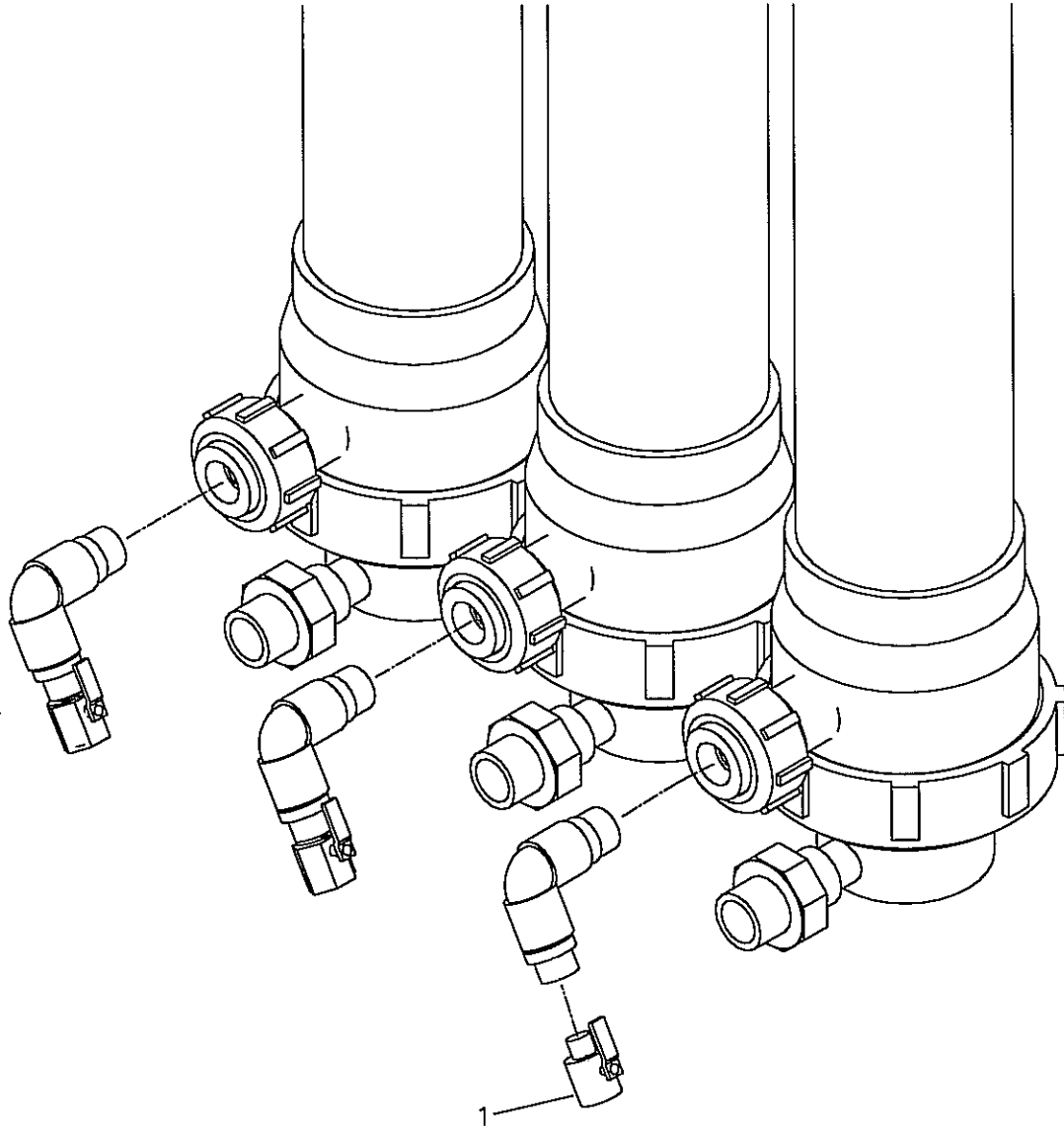


Figure 39. Ultra Filtration Vessel Drain Piping

(1) ITEM NO.	(2) SMR CODE	(3) NSN	(4) CAGEC	(5) PART NUMBER	(6) DESCRIPTION AND USABLE ON CODE (UOC)	(7) QTY
FUNCTIONAL GROUP 0312						
FIGURE 39. ULTRA FILTRATION VESSEL DRAIN PIPING						
			76371	3803326008	.PIPING, VESSEL DRAIN, UF (SEE WP 0026 00).....	REF
1	PAOZZ	4820-01-526-5331	72219	78-267-01	..VALVE, BALL, BRZ, 0.250" MPT X 0.250" FPT, LEVER HANDLE (V5A, V5B, V5C).....	3
END OF FIGURE						

This page intentionally left Blank.

This page intentionally left Blank.

UNIT, DIRECT AND GENERAL SUPPORT MAINTENANCE
 LIGHTWEIGHT WATER PURIFIER
 CHEMICAL INJECTION/CLEANING MODULE
 P/N 3701632000
 REPAIR PARTS LIST

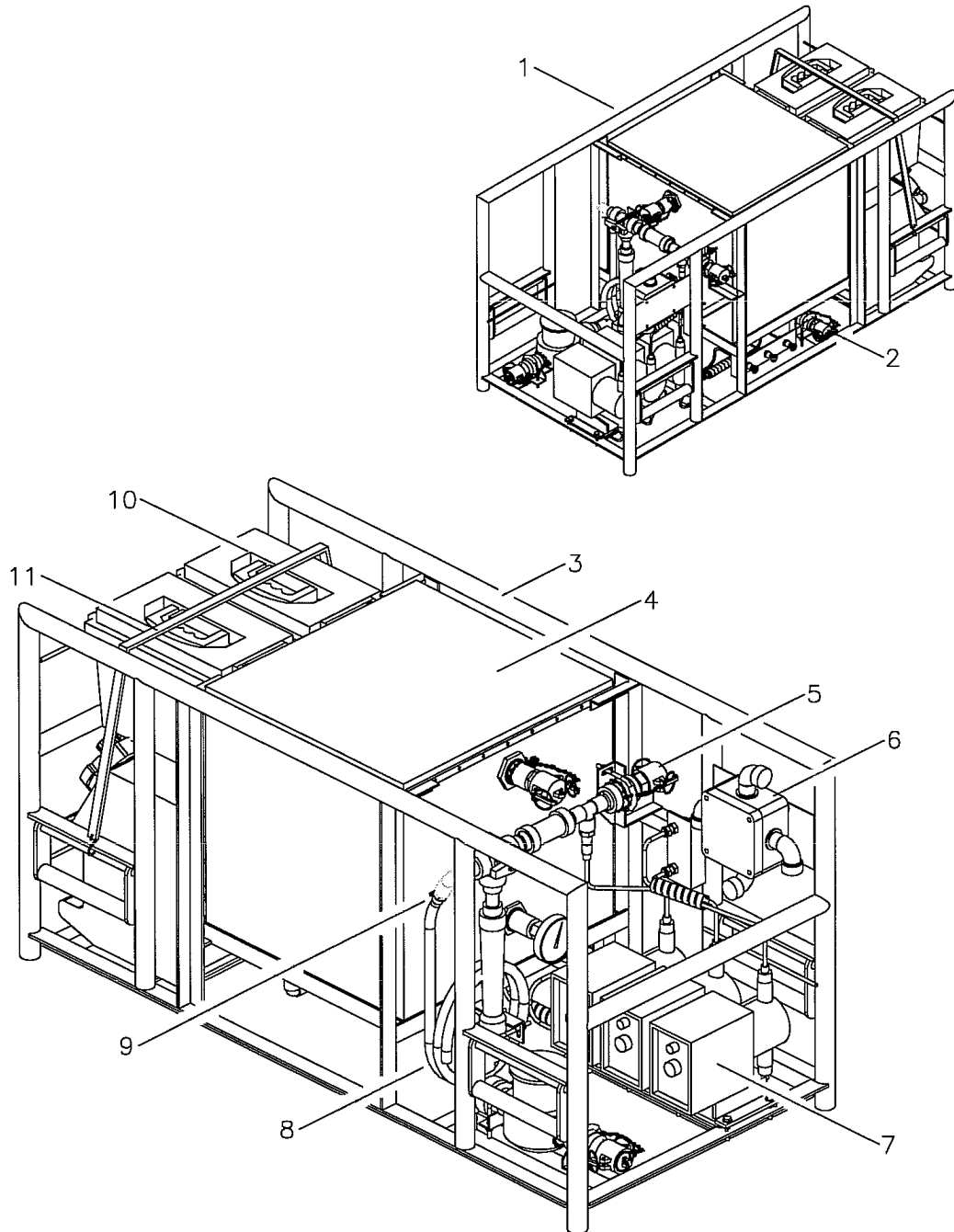


Figure 40. Chemical Injection/Cleaning Module

(1) ITEM NO.	(2) SMR CODE	(3) NSN	(4) CAGEC	(5) PART NUMBER	(6) DESCRIPTION AND USABLE ON CODE (UOC)	(7) QTY
FUNCTIONAL GROUP 04						
FIGURE 40. CHEMICAL INJECTION/CLEANING MODULE						
1	XDOZZ		76371	3701632000	.MODULE, CHEMICAL CLEANING	1
2	XDOZZ		76371	3803158002	..SPOOL PIECE, TANK OUTLET (SEE WP 0043 00 FOR PARTS BREAKDOWN).....	1
3	XDOFF		76371	1201289000	..SKID FRAME, CHEMICAL MODULE	1
4	XDOZZ		76371	3300407001	..ASSEMBLY, CLEANING TANK (SEE WP 0046 00 FOR PARTS BREAK-DOWN).....	1
5	XDOZZ		76371	3803158001	..SPOOL PIECE, PRODUCT PIP- ING (SEE WP 0042 00 FOR PARTS BREAKDOWN).....	1
6	XDOZZ		76371	3701632001	..ASSEMBLY, ELECTRICAL (SEE WP 0044 00FOR PARTS BREAK-DOWN).....	1
7	XDOZZ		76371	1002696001	..ASSEMBLY, PUMP, CHEMICAL INJECTION (SEE WP 0045 00 FOR PARTS BREAK-DOWN)	1
8	PAOZZ	4720-01-527-2820	0ABC1	K6158-081-X100	..HOSE, 0.50" ID, PVC TUBE, 6 FT LONG	1
9	PAOZZ	4730-01-420-1917	24869	HSS-6	..CLAMP, HOSE, WORM DRIVE.....	2
10	PBOZZ	2540-01-527-1837	3HDZ8	SDB-0-11	..BOX, DRY, MOLDED, FOREST GREEN, 14.00" X 7.50" X 9.00"	2
11	PAOZZ	5340-01-492-4109	39428	3891T19	..STRAP, TIE DOWN, 35" LNG, RUBBER	1
END OF FIGURE						

This page intentionally left Blank.

This page intentionally left Blank.

UNIT, DIRECT AND GENERAL SUPPORT MAINTENANCE
 LIGHTWEIGHT WATER PURIFIER
 SPOOL PIECE, PRODUCT PIPING
 P/N 3803158001
 REPAIR PARTS LIST

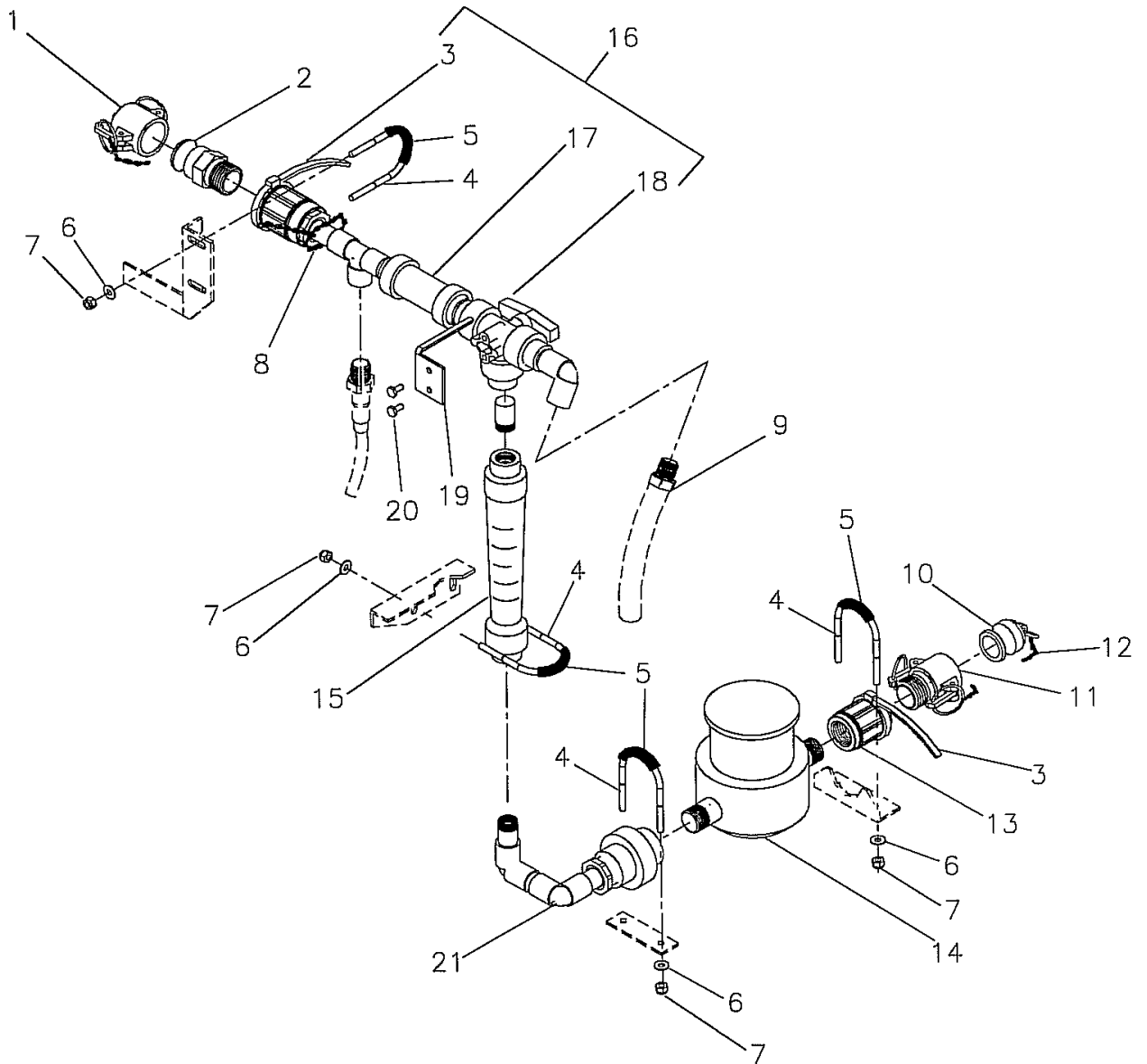


Figure 41. Spool Piece, Product Piping

(1) ITEM NO.	(2) SMR CODE	(3) NSN	(4) CAGEC	(5) PART NUMBER	(6) DESCRIPTION AND USABLE ON CODE (UOC)	(7) QTY
FUNCTIONAL GROUP 0401						
FIGURE 41. SPOOL PIECE, PRODUCT PIPING						
			76371	3803158001	..SPOOL PIECE, PRODUCT PIPING (SEE WP 0041 00).....	REF
1	PAOZZ	4730-01-526-7015	33813	2771110SG-10V	..CAP, QUICK DISC, 1.00" FQD.....	1
2	PAOZZ	4730-01-526-7009	33813	2770610SG-10F	..ADAPTER, QUICK DISC, 1.00" MQD X 1.00" MPT, POLY	1
3	PBOZZ	5340-01-248-4747	39428	7130K14	..TIE WRAP, NATURAL.....	2
4	PAOZZ	5306-01-526-7948	76371	3503451000	..U-BOLT, 0.250"-20 X 2.875" LONG (INSIDE), 316SST	4
5	PAOZZ	4720-00-004-8988	61424	PP-64-0500	..TUBE, POLY PRO, 0.375" X 1.75" LONG	4
6	PAOZZ	5310-01-526-4206	76371	3501175000	..WASHER, FLAT, 0.250", 316SST .	8
7	PAOZZ	5310-01-526-8382	76371	3501063000	..NUT, LOCK, HEX, 0.250"-20, 316SST, W/NYLON INSERT.....	8
8	PAOZZ	4010-01-526-5471	72661	CH-SS-12	..CHAIN, W/HOOK, 12".....	1
9	PAOZZ	4730-01-137-3067	61424	P8MCB-8	..CONNECTOR, MALE ADAPTER, 0.50" ID HOSE X 0.50" MPT	1
10	PAOZZ	5340-01-526-6954	33813	2771210SG-10W	..PLUG, DUST, QUICK DISC, 1.00" MQD, POLY	1
11	PAOZZ	4730-01-526-7071	33813	2770210SG10B	..COUPLER, QUICK DISC, 1"FQD X 1.0" MPT, POLY.....	1
12	PAOZZ	4010-01-527-1432	72661	CH-SS-6	..CHAIN, W/HOOK, 6".....	1
13	PAOZZ	4730-01-526-7382	1THV5	9830-010	..ADAPTER, FEMALE, 1.0"FPT X 1.0"FPT, CPVC.....	2
14	PBOZZ	6680-01-526-7000	7L864	C-700-5/8"X1/2"	..METER, TOTALIZER, (FQ2) 1.0-20.0 GPM, 1.0" NPT	1
15	PBOZZ	6680-01-526-6999	58814	F-46030LX-08K	..FLOWMETER, 0.3-3.0 GPM 0.50" FPT (F12)	1
16	PBOZZ	4710-01-526-7584	76371	3803158004	..ASSEMBLY, PRODUCT PIPING (INCLUDES CHECK VALVE AND 3-WAY VALVE)	1
17	PBOZZ	4820-01-527-7669	1THV5	163.360.562	..VALVE, CHECK, BALL, 0.50" SKT, (V15).....	1
18	PBOZZ	4820-01-526-7004	76371	2606415001	...VALVE, BALL, 3-WAY, 0.50" SKT, MOD (V13)	1
19	XDOZZ		76371	2606997001BRACKET, HANDLE, STOP, 304 SST.....	1
20	PAOZZ	5305-01-526-8516	76371	3503479000CAPSCREW, HEX, M6-1.00 X 12 MM, 316 SST, DIN 933	2
21	PBOZZ	4710-01-526-7526	76371	3803158005	..SPOOL PIECE, PRODUCT TO FI2	1
END OF FIGURE						

This page intentionally left Blank.

This page intentionally left Blank.

UNIT, DIRECT AND GENERAL SUPPORT MAINTENANCE
 LIGHTWEIGHT WATER PURIFIER
 SPOOL PIECE, TANK OUTLET
 P/N 3803158002
 REPAIR PARTS LIST

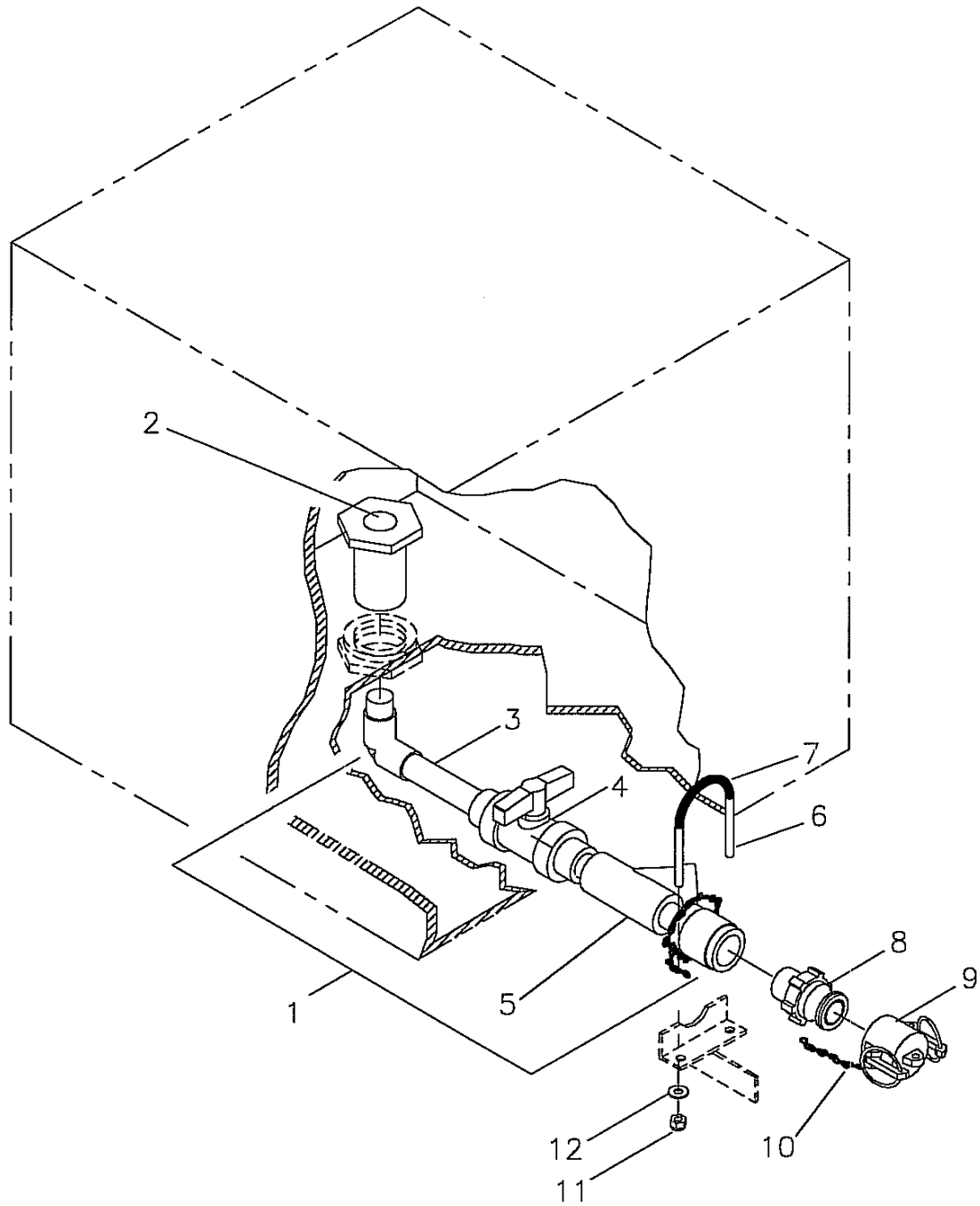


Figure 42. Spool Piece, Tank Outlet

(1) ITEM NO.	(2) SMR CODE	(3) NSN	(4) CAGEC	(5) PART NUMBER	(6) DESCRIPTION AND USABLE ON CODE (UOC)	(7) QTY
FUNCTIONAL GROUP 0402						
FIGURE 42. SPOOL PIECE, TANK OUTLET						
1	XDOZZ		76371	3803158002	.SPOOL PIECE, TANK OUTLET (SEE WP 0041 00)	1
2	XDOZZ		76371	2552771000	.FITTING, BULKHEAD, 0.50 SKT X FPT	1
3	PAOZZ	4710-01-526-7527	76371	3803158003	.SPOOL PIECE, TANK OUTLET TO V14 (INCLUDES BALL VALVE AND Y-TYPE STRAINER)	1
4	PAOZZ	4820-01-526-7076	1THV5	163 546 342	..VALVE, BALL, 0.50" SKT/THD (V14).....	1
5	XDOZZ		73124	YS20050S	..STRAINER, Y-TYPE, 0.50" SKT, M X 2.25" LONG, CPVC (S3)	1
6	PAOZZ	5306-01-526-7947	76371	3503415000	.J-BOLT, 0.250"-20 X 3.250" LONG (INSIDE), 316SST	1
7	PAOZZ	4720-00-004-8988	61424	PP-64-0500	.TUBE, POLY PRO, 0.375" X 1.75" LONG	1
8	PAOZZ	4730-01-526-7007	33813	2770607SG-07F	.ADAPTER, QUICK DISC, 0.750" MQD X 0.750" MPT, POLY	1
9	PAOZZ	4730-01-526-7018	33813	2771107SG-07V	.CAP, DUST, QUICK DISC, 0.750" FQD, POLY	1
10	PAOZZ	4010-01-526-5471	72661	CH-SS-12	.CHAIN, W/HOOK, 12".....	1
11	PAOZZ	5310-01-526-8382	76371	3501063000	.NUT, LOCK, HEX, 0.250"-20, 316SST, W/NYLON INSERT.....	2
12	PAOZZ	5310-01-526-4206	76371	3501175000	.WASHER, FLAT, 0.250", 316SST..	2
END OF FIGURE						

This page intentionally left Blank.

This page intentionally left Blank.

UNIT, DIRECT AND GENERAL SUPPORT MAINTENANCE
 LIGHTWEIGHT WATER PURIFIER
 CHEMICAL MODULE ELECTRICAL ASSEMBLY
 P/N 3701632001
 REPAIR PARTS LIST

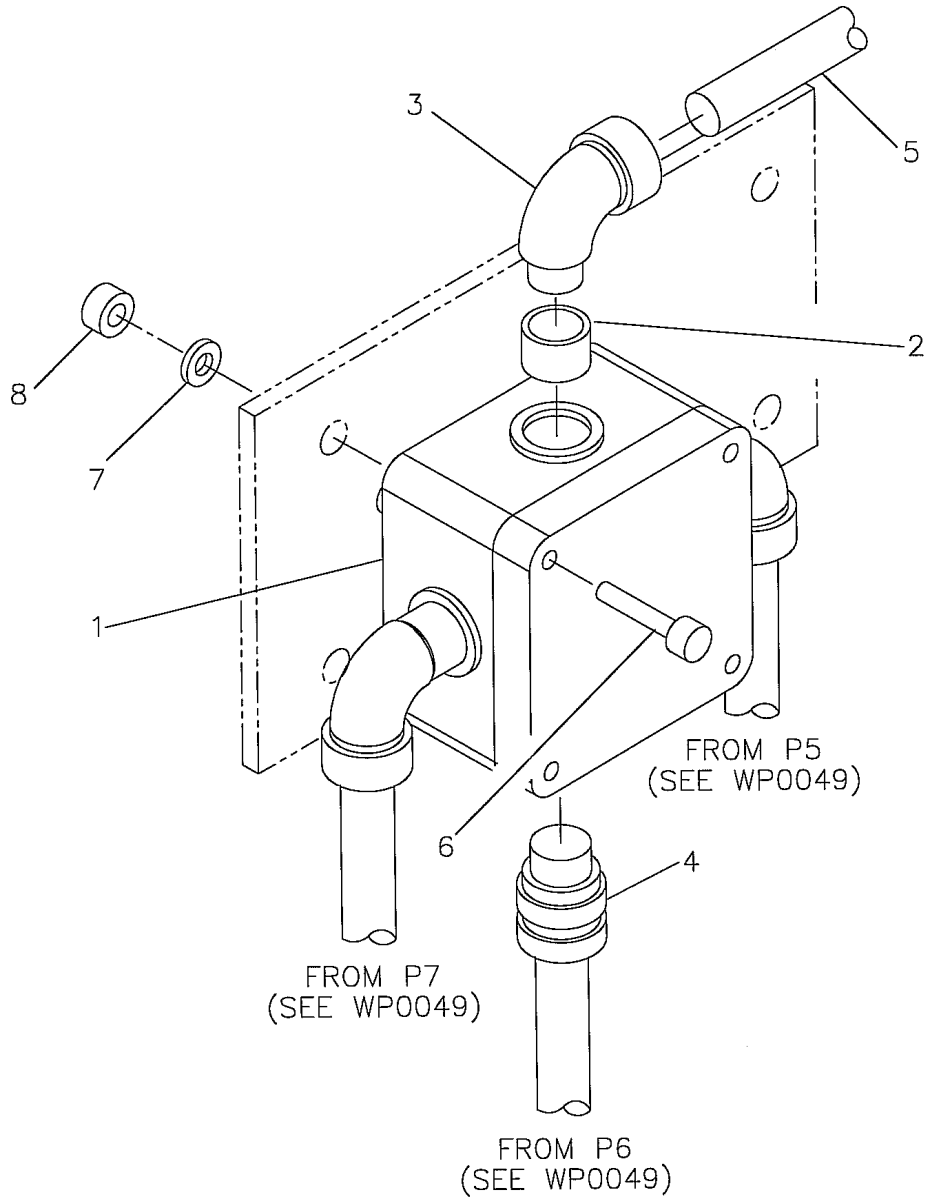


Figure 43. Chemical Module Electrical Assembly

(1) ITEM NO.	(2) SMR CODE	(3) NSN	(4) CAGEC	(5) PART NUMBER	(6) DESCRIPTION AND USABLE ON CODE (UOC)	(7) QTY
FUNCTIONAL GROUP 0403						
FIGURE 43. CHEMICAL MODULE ELECTRICAL ASSEMBLY						
			76371	3701632001	..ELECTRICAL ASSEMBLY, CHEMICAL MODULE (SEE WP 0041 00)	REF
1	PAFZZ	5975-01-528-2492	76371	2203904000	..JUNCTION BOX, CHEMICAL MODULE W/COVER	1
2	XDOZZ		76371	2802438000	...HUB, MEYERS	4
3	PAOZZ	5975-01-527-2000	76371	2809381000-P	...CONNECTOR, CORD, 0.50∇NPT, W/90 DEG MALE ADAPTER, CARC-PAINTED.....	3
4	PAOZZ	5975-01-527-6214	76371	2809513000-P	...CONNECTOR, CORD, 0.50∇NPT, CARC-PAINTED.....	1
5	PAOZZ	6150-01-526-8333	76371	2809248208	..ASSEMBLY, CABLE, 10FT LONG, CABLE #8.....	1
6	PAOZZ	5305-01-526-8519	76371	3503329000	..CAPSCREW, SKT HEAD, 0.250∇-20 X 1.00∇ LONG, 316SST.....	4
7	PAOZZ	5310-01-526-4206	76371	3501175000	..WASHER, FLAT, 0.250∇, 316SST.....	4
8	PAOZZ	5310-01-526-8382	76371	3501063000	..NUT, LOCK, HEX, 0.250∇-20, 316SST, W/NYLON INSERT.....	4
END OF FIGURE						

This page intentionally left Blank.

This page intentionally left Blank.

UNIT, DIRECT AND GENERAL SUPPORT MAINTENANCE
 LIGHTWEIGHT WATER PURIFIER
 CHEMICAL INJECTION PUMP ASSEMBLY
 P/N 1002696001
 REPAIR PARTS LIST

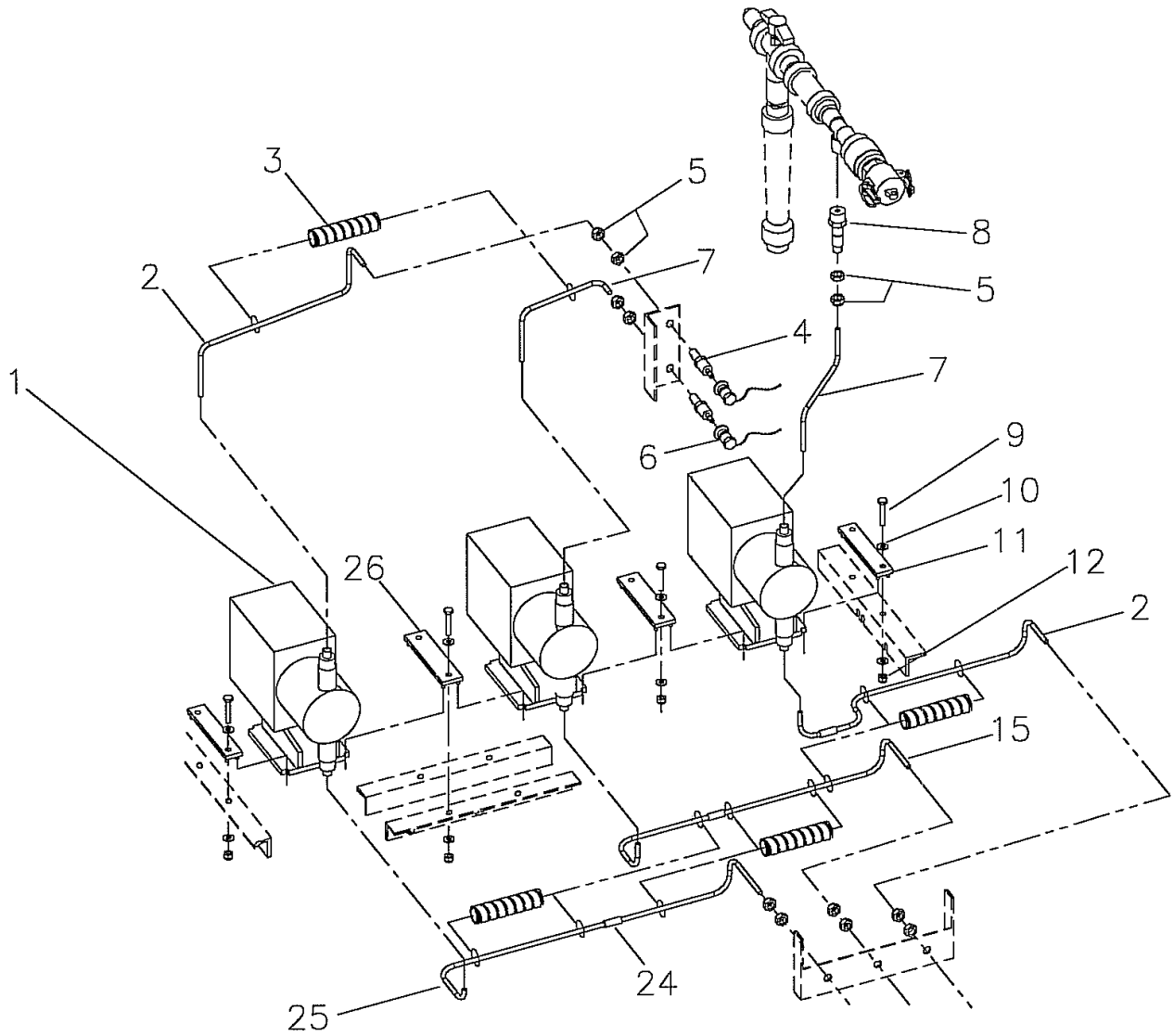


Figure 44. Chemical Injection Pump Assembly

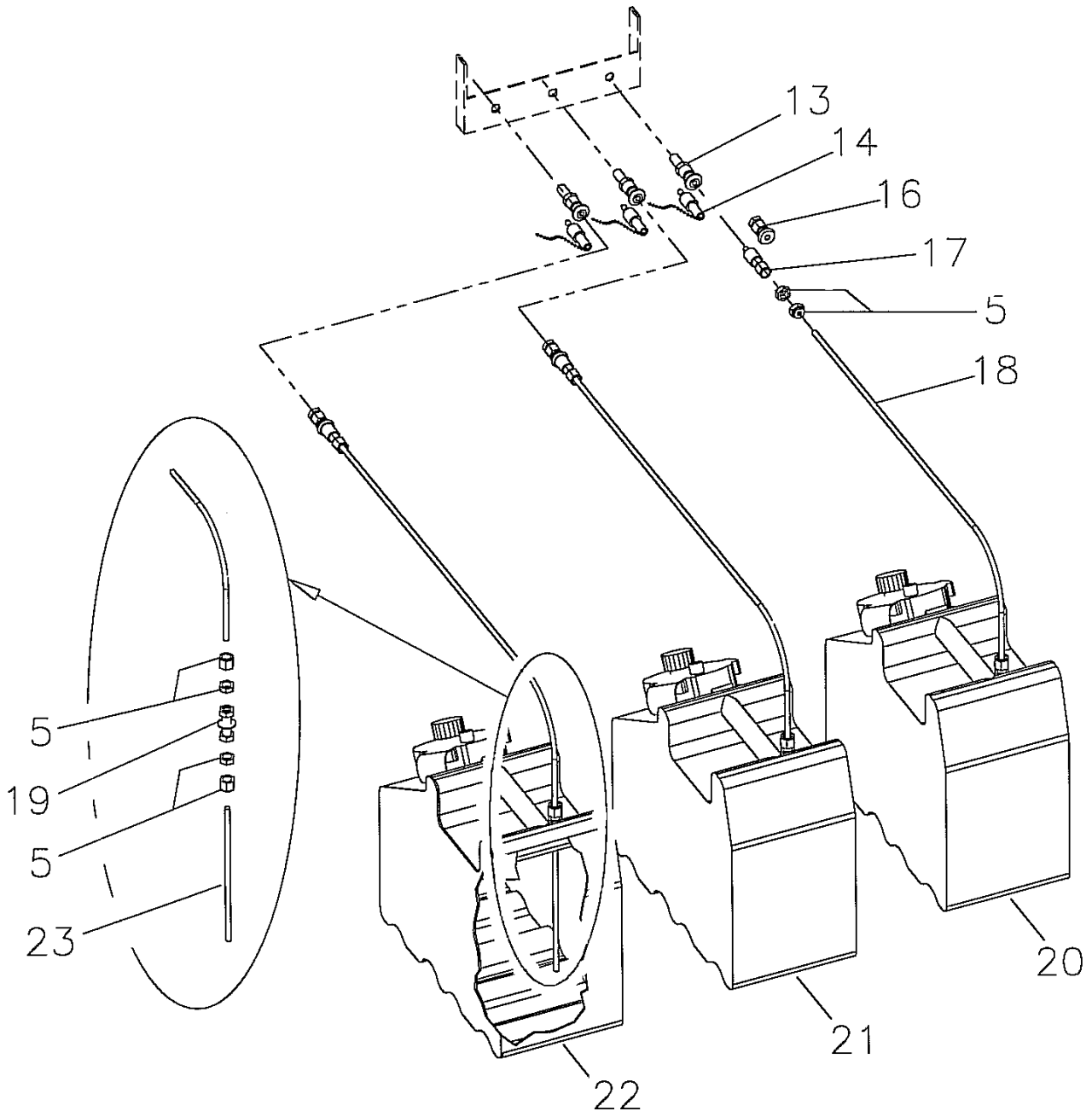


Figure 44. Chemical Injection Pump Assembly (Sheet 2 of 2)

(1) ITEM NO.	(2) SMR CODE	(3) NSN	(4) CAGEC	(5) PART NUMBER	(6) DESCRIPTION AND USABLE ON CODE (UOC)	(7) QTY
FUNCTIONAL GROUP 0404						
FIGURE 44. CHEMICAL INJECTION PUMP ASSEMBLY						
			76371	1002696001	..PUMP ASSY, CHEM. INJECT (SEE WP 0041 00).....	REF
1	PAOFF	4320-01-526-8332	76371	1002696000	..PUMP, INJECTION, 0-.58 GPH (P5, P6, P7)	3
2	PAOZZ	4720-01-267-9343	30327	44-PP	..TUBE, POLY, 0.250" (18")	2
3	PAOZZ	9330-01-526-6984	0S1H5	PWHD-08	..SPIRAL WRAP, 4.00" BUNDLE	4
4	PAOZZ	4730-01-100-8870	02570	SS-QC4-D1-400	..NIPPLE, QUICK COUPLING, BULKHEAD, 0.250" OD TUBE	2
5	PAOZZ	4730-10-053-4371	02570	SS-405-107	..INSERT, 0.170"ID TUBE, 316SST.....	15
6	PAOZZ	4730-01-449-9703	97111	VP-Q4V-SSP	..PROTECTOR, NIPPLE, 0.250"	2
7	PAOZZ	4720-01-267-9343	30327	44-PP	..TUBE, POLY, 0.250" OD (CUT TO 10.50 INCHES)	2
8	PAOZZ	4820-01-375-7694	62866	28001	..VALVE, ANTI-SIPHON, MOD, 0.250" OD X 0.50" MPT, (V25)	1
9	PAOZZ	5305-01-527-2815	76371	3500657000	..CAP SCREW, HEX, 0.250"-20, 1.5" LONG, 316SST.....	8
10	PAOZZ	5310-01-526-4206	76371	3501175000	..WASHER, FLAT, 0.250"-20, SST ..	16
11	PAOZZ	5340-01-526-8331	76371	1002701001	..BRACKET, MTG, OUTER	2
12	PAOZZ	5310-01-526-8382	76371	3501063000	..NUT, LOCKING, HEX, 0.250"-20, 316SST, W/NYLON INSERT	8
13	PAOZZ	4730-01-527-8344	97111	4ZH-Q4CY-SSP	..COUPLER, QUICK COUPLING, BULKHEAD, 0.250" OD TUBE	3
14	PAOZZ	4730-01-450-1178	97111	CP-Q4C-SS	..COUPLER, PROTECTOR, 0.250"	3
15	PAOZZ	4720-01-267-9343	30327	44-PENA	..TUBE, POLY, 0.250" (25")	1
16	PAOZZ	4730-01-449-9703	97111	VP-Q4V-SSP	..PROTECTOR, NIPPLE, 0.250"	3
17	PAOZZ	4730-01-152-9212	02570	SS-QC4-D1-400	..NIPPLE, QUICK COUPLING, 0.250" OD, SST	3
18	PAOZZ	4720-01-267-9343	30327	44-PP	..TUBE, POLY, 0.250" (30")	3
19	PAOZZ	4730-00-061-6932	54938	4-4WBZ-SS	..UNION, BULKHEAD, 0.250"OD TUBE, 316SST	3
20	PAOZZ	4940-01-526-8774	76371	3701684003	..TANK ASSEMBLY, CHEMICAL, HYPO-CHLORITE, 2.5 GAL (T7)....	1
21	PAOZZ	4940-01-526-8770	76371	3701684002	..TANK ASSEMBLY, CHEMICAL, COAGULANT, 2.5 GAL (T6).....	1
22	PAOZZ	4940-01-526-8772	76371	3701684001	..TANK ASSEMBLY, CHEMICAL, ANTI-SCALANT, 2.5 GAL (T5)	1
23	PAOZZ	4720-01-267-9343	30327	44-PP	..TUBE, POLY, 0.250" (7.750")	3
24	PAOZZ	4720-00-004-8988	61424	PP-64-0500	..TUBE, POLY, 0.375" (1")	3
25	PAOZZ	4720-01-267-9343	30327	44-PP	..TUBE, POLY, 0.250" (28")	1
26	XDOZZ	5340-01-526-8330	76371	1002701002	..BRACKET, MTG, INNER	2
END OF FIGURE						

This page intentionally left Blank.

UNIT, DIRECT AND GENERAL SUPPORT MAINTENANCE
LIGHTWEIGHT WATER PURIFIER
CHEMICAL CLEANING TANK ASSEMBLY
P/N 3300407001
REPAIR PARTS LIST

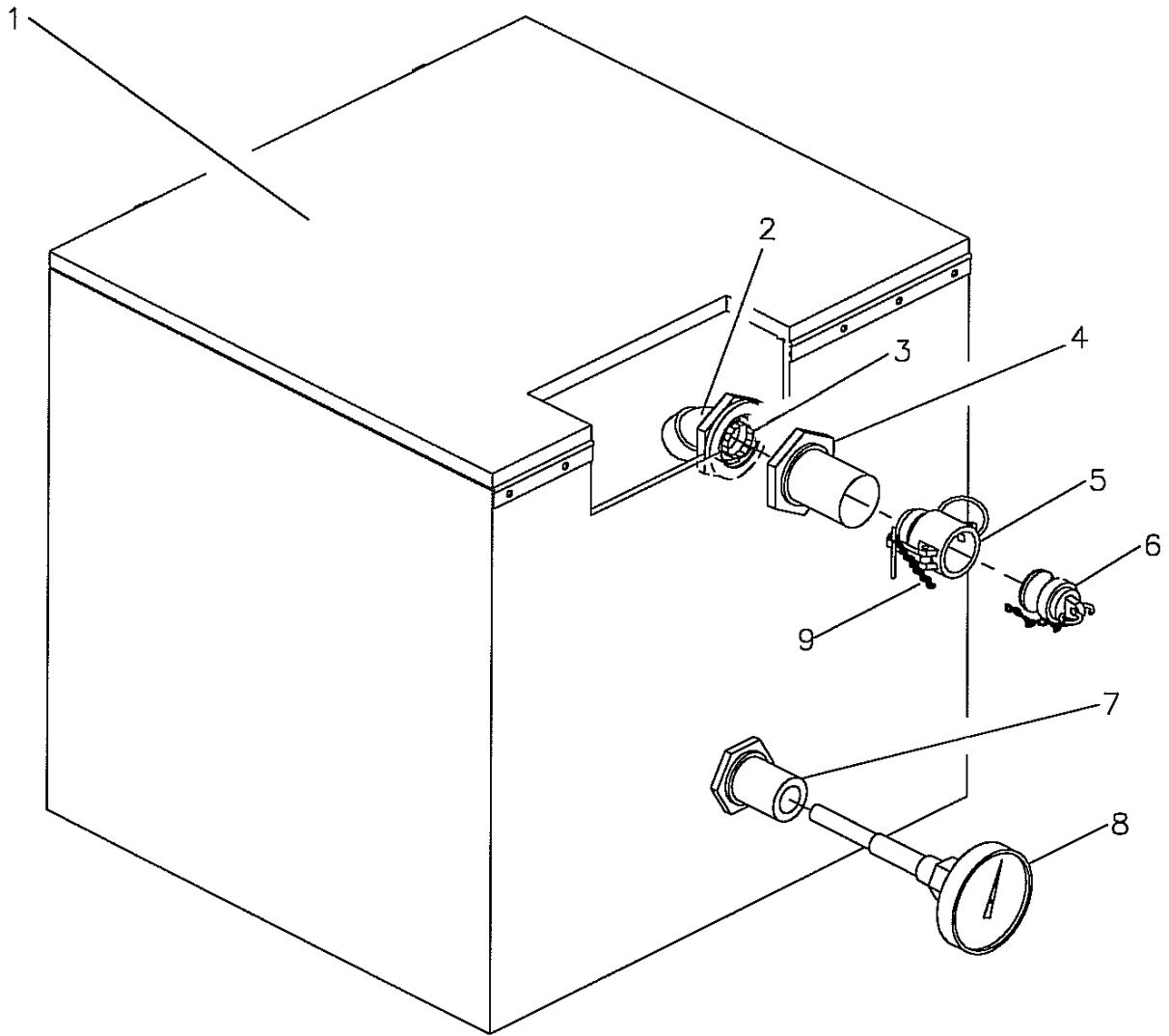


Figure 45. Chemical Cleaning Tank Assembly

(1) ITEM NO.	(2) SMR CODE	(3) NSN	(4) CAGEC	(5) PART NUMBER	(6) DESCRIPTION AND USABLE ON CODE (UOC)	(7) QTY
FUNCTIONAL GROUP 0405						
FIGURE 45. CHEMICAL CLEANING TANK ASSEMBLY						
			76371	3300407001	..ASSEMBLY, TANK, CHEM. CLEANING (SEE WP 0041 00)	REF
1	PBOZZ	5430-01-526-8762	76371	3300407000	..TANK, CHEM CLEANING 18"L X 19.25" W X 18.250" D (T3)	1
2	PAOZZ	4730-01-526-8352	1THV5	9819-007	..ELBOW, 45, 0.750" FPT, CPVC	1
3	PAOZZ	4730-01-526-6951	27901	9861-104	..NIPPLE, 0.750" TBE, X CLOSE CPVC.....	1
4	PAOZZ	4730-01-526-9030	76371	2552771000	..FITTING, BULKHEAD, 0.750" FPT X 0.750" FPT, CPVC	1
5	PAOZZ	4730-01-526-7007	33813	2770607SG-07F	..ADAPTER, QUICK DISC, 0.750" MQD X 0.750" MPT, POLY	1
6	PAOZZ	4730-01-526-7018	33813	2771107SG-07V	..CAP, DUST, QUICK DISC, 0.750" FQD, POLY	1
7	PBOZZ	6685-01-526-8949	38056	50-W-0450-S-T-260-S	..THERMOWELL, INTERCONN, 0.50" FPT, 6.00" INSERT LENGTH, 316SST	1
8	PBOZZ	6685-01-526-6994	38056	30-EI-60-R-060- 20/120F	..THERMOMETER, 0.50" MPT, 6.00" STEM, 20/120F (TI-2)	1
9	PAOZZ	4010-01-526-5471	72661	CH-SS-12	..CHAIN, W/HOOK, 12"	1
END OF FIGURE						

This page intentionally left Blank.

This page intentionally left Blank.

UNIT, DIRECT AND GENERAL SUPPORT MAINTENANCE
 LIGHTWEIGHT WATER PURIFIER
 CONTROL MODULE ASSEMBLY
 P/N 3701681000
 REPAIR PARTS LIST

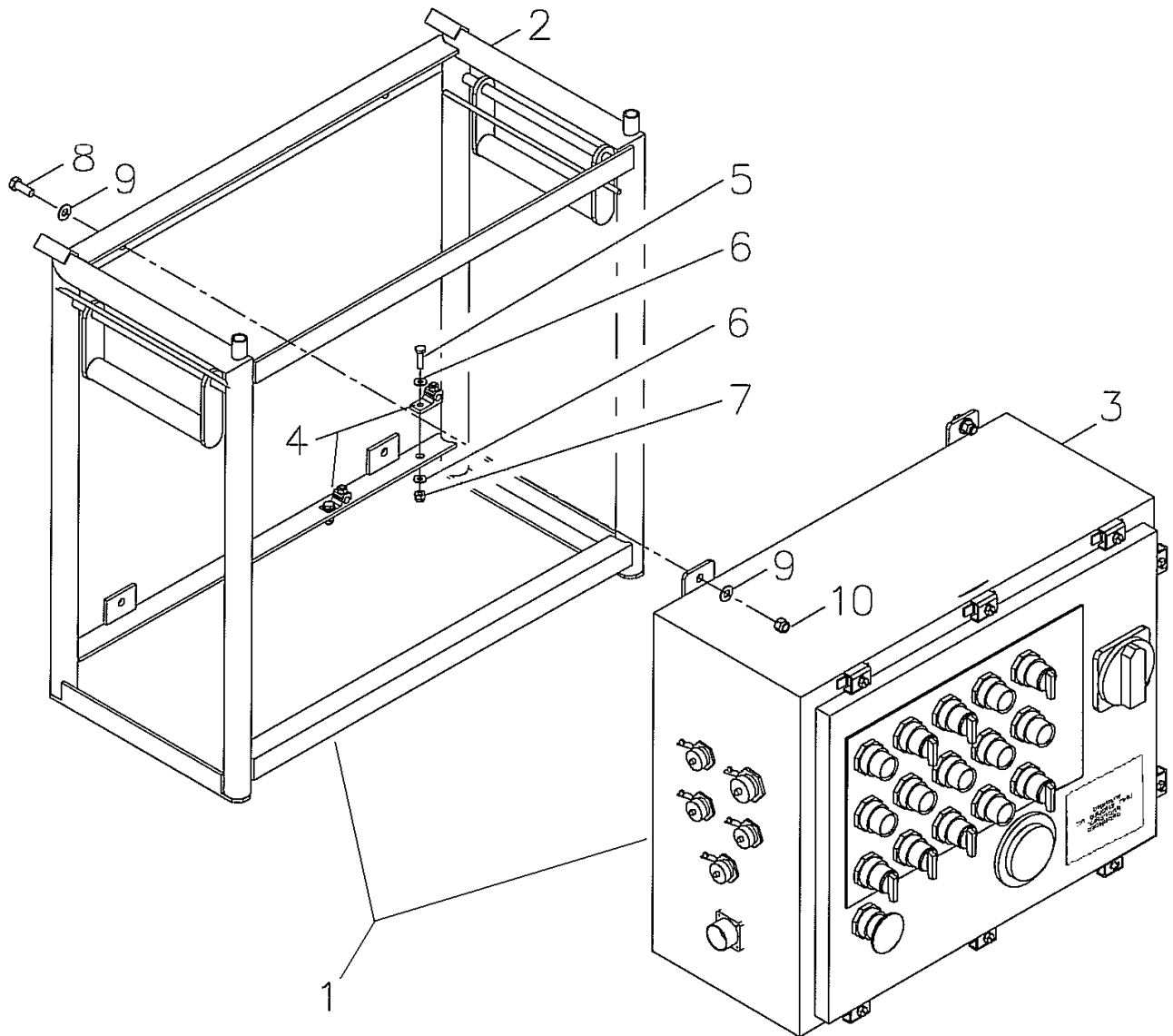


Figure 46. Control Module Assembly

(1) ITEM NO.	(2) SMR CODE	(3) NSN	(4) CAGEC	(5) PART NUMBER	(6) DESCRIPTION AND USABLE ON CODE (UOC)	(7) QTY
FUNCTIONAL GROUP 05						
FIGURE 46. CONTROL MODULE ASSEMBLY						
1	XDOZZ		76371	3701681000	.MODULE ASSEMBLY, CONTROL.....	REF
2	XDOZZ		76371	1201283002	..SKID FRAME	1
3	XCOFF		76371	2203915000	..ASSEMBLY, CONTROL PANEL (SEE WP 0049 00 FOR BREAKDOWN).....	1
4	PAOZZ	5940-00-901-6644	1NJK8	QB26	..CONNECTOR, GROUND.....	2
5	PAOZZ	5305-01-528-2042	76371	3500533000	..CAPSCREW, HEX, 0.375"-16, 1.00" LONG, 316SST	4
6	PAOZZ	5310-01-526-4202	76371	3502185000	..WASHER, FLAT, 0.375", 316SST .	8
7	PAOZZ	5310-01-526-4846	76371	3501064000	..NUT, LOCKING, HEX, 0.375"-16, 316SST, W/NYLON INSERT.....	4
END OF FIGURE						

This page intentionally left Blank.

**UNIT, DIRECT AND GENERAL SUPPORT MAINTENANCE
 LIGHTWEIGHT WATER PURIFIER
 GROUND CABLE ASSEMBLY
 2809248210
 REPAIR PARTS LIST**

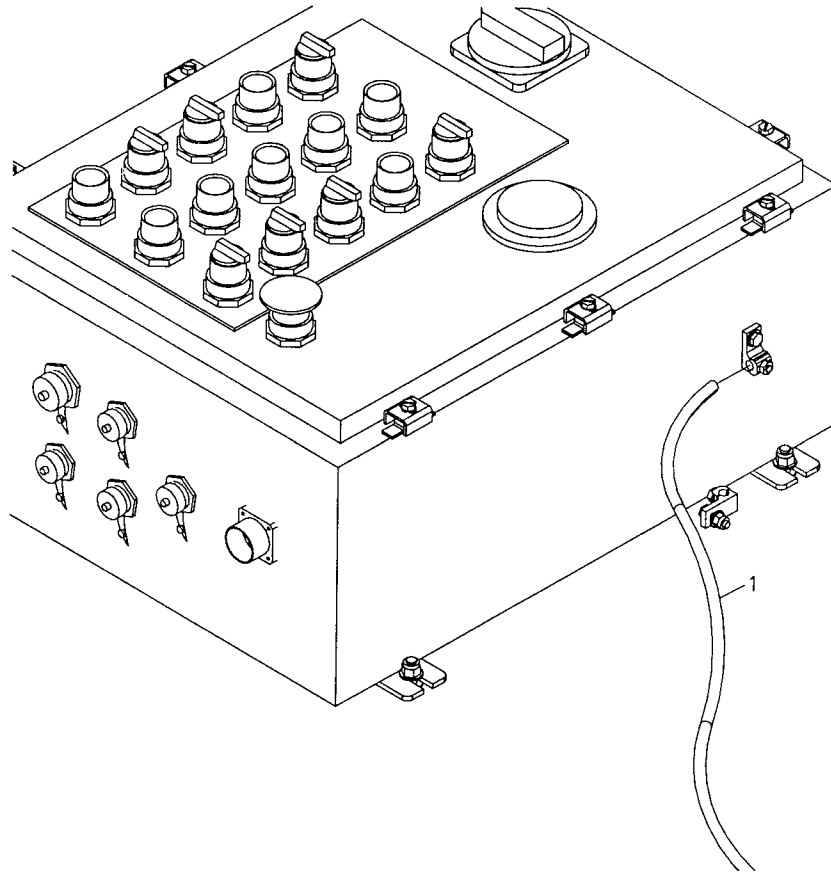


Figure 47. Cable Assembly #10

(1) ITEM NO.	(2) SMR CODE	(3) NSN	(4) CAGEC	(5) PART NUMBER	(6) DESCRIPTION AND USABLE ON CODE (UOC)	(7) QTY
FUNCTIONAL GROUP 0501						
FIGURE 47. CABLE ASSEMBLY #10						
1	PBOZZ	6145-01-526-6929	76371	2809248210	.CABLE ASSEMBLY, GROUND, #10, 1 FT LONG (CONTROL PANEL TO FRAME)	1
END OF FIGURE						

This page intentionally left Blank.

**UNIT, DIRECT AND GENERAL SUPPORT MAINTENANCE
 LIGHTWEIGHT WATER PURIFIER
 CONTROL PANEL ASSEMBLY
 P/N 2203915000
 REPAIR PARTS LIST**

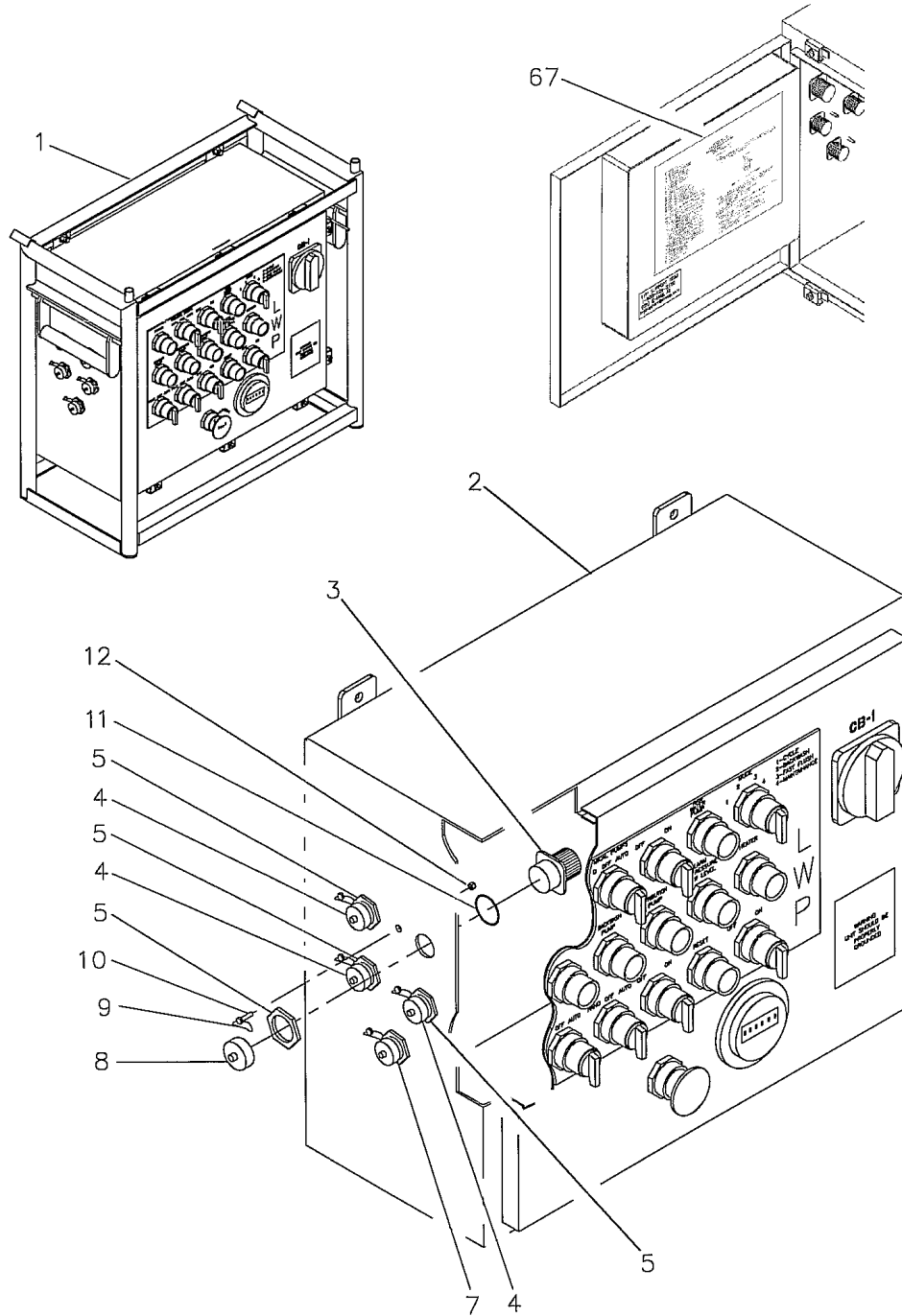


Figure 48. Control Panel Assembly

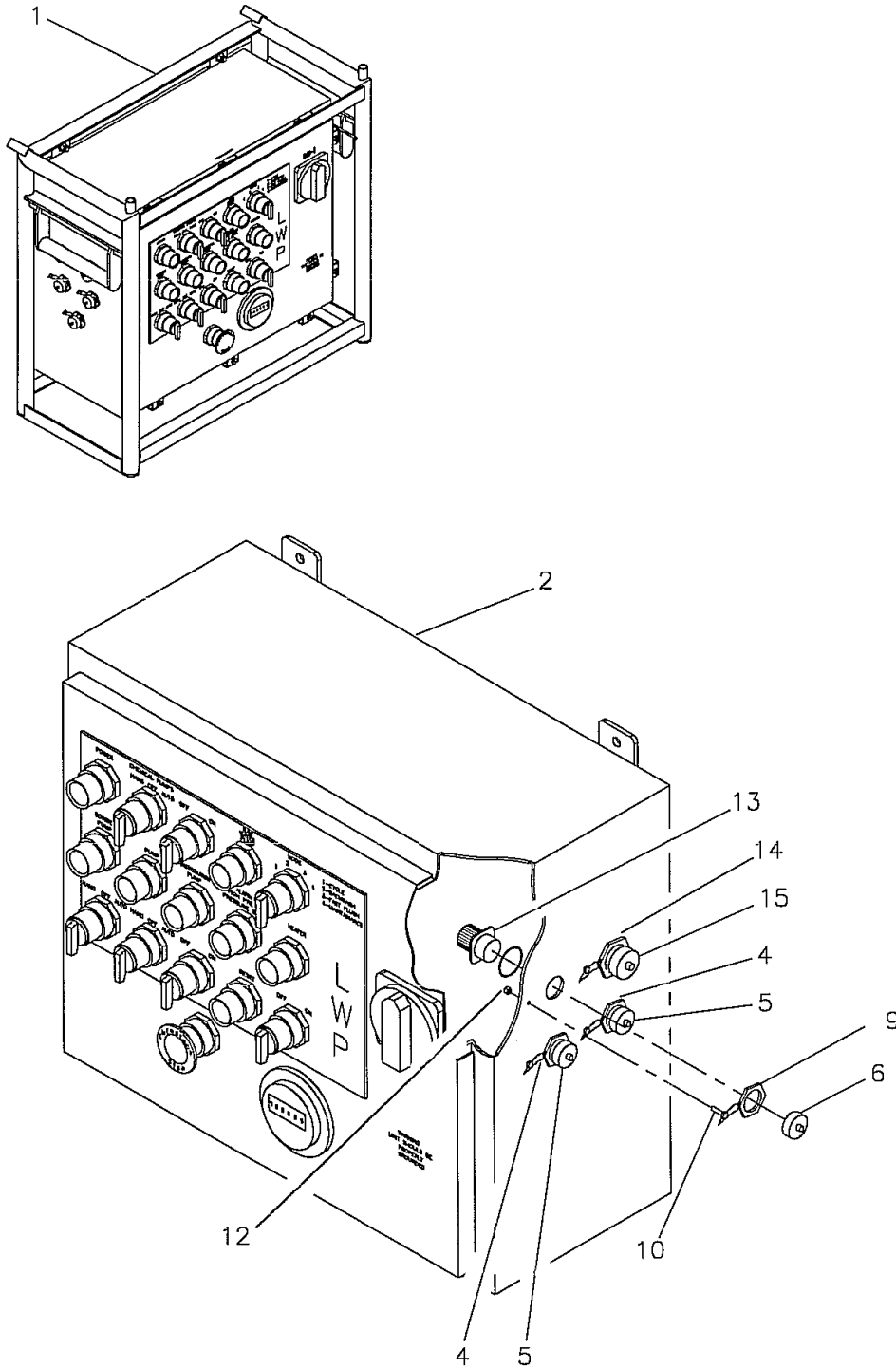


Figure 48. Control Panel Assembly – Right Side (Sheet 2 of 8)

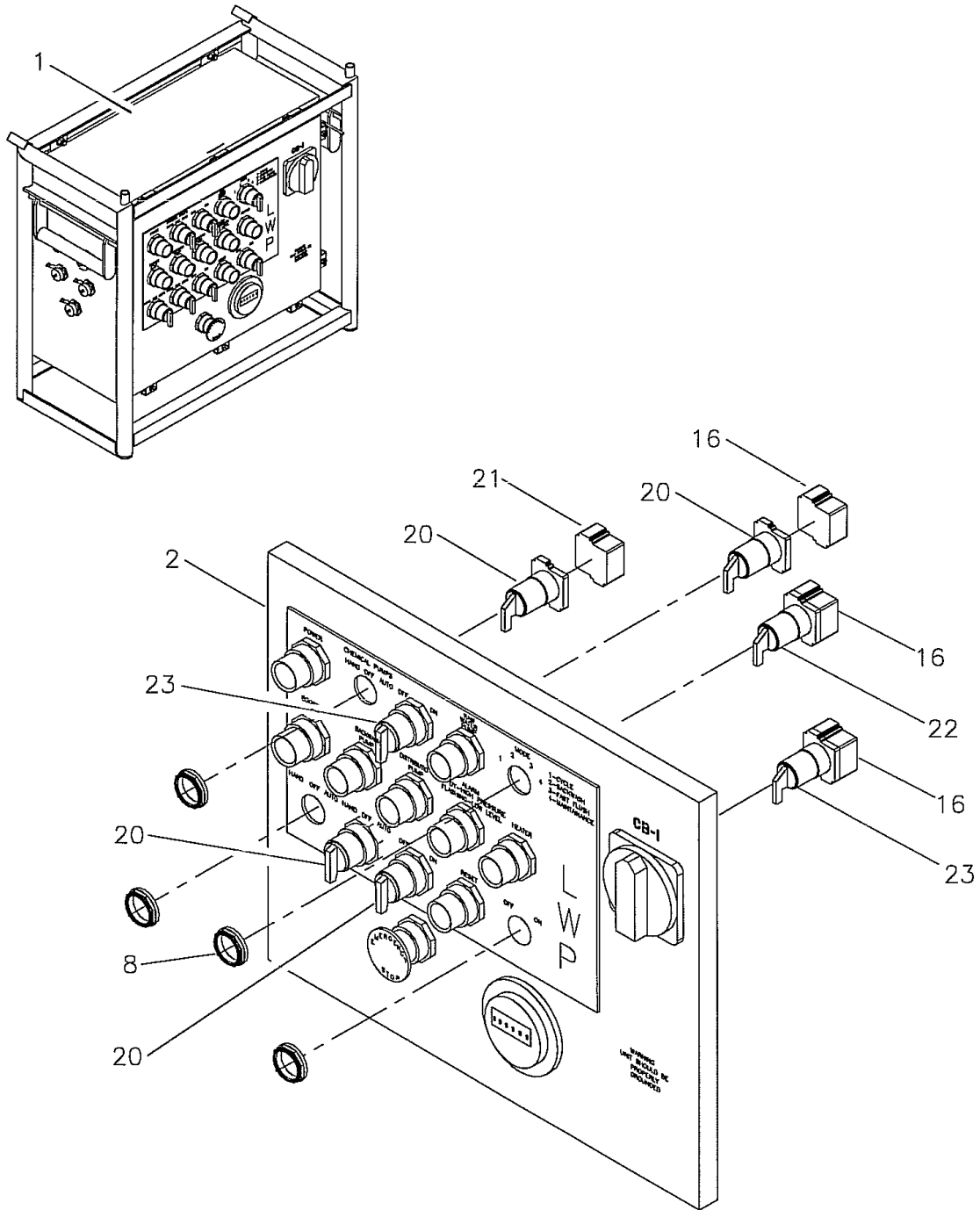


Figure 48. Control Panel Assembly – Enclosure Components 2 (Sheet 4 of 8)

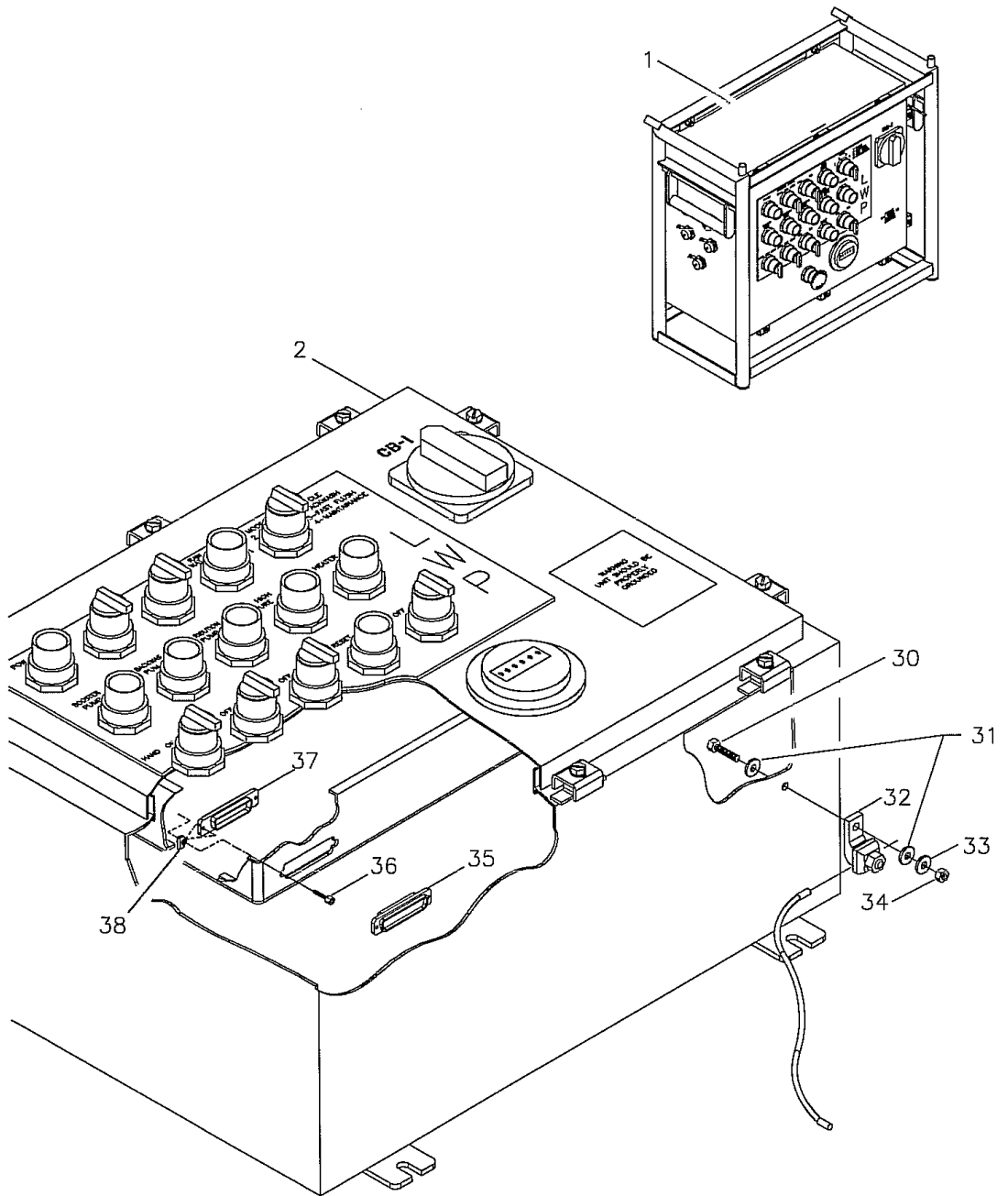


Figure 48. Control Panel Assembly – Enclosure Components 3 (Sheet 5 of 8)

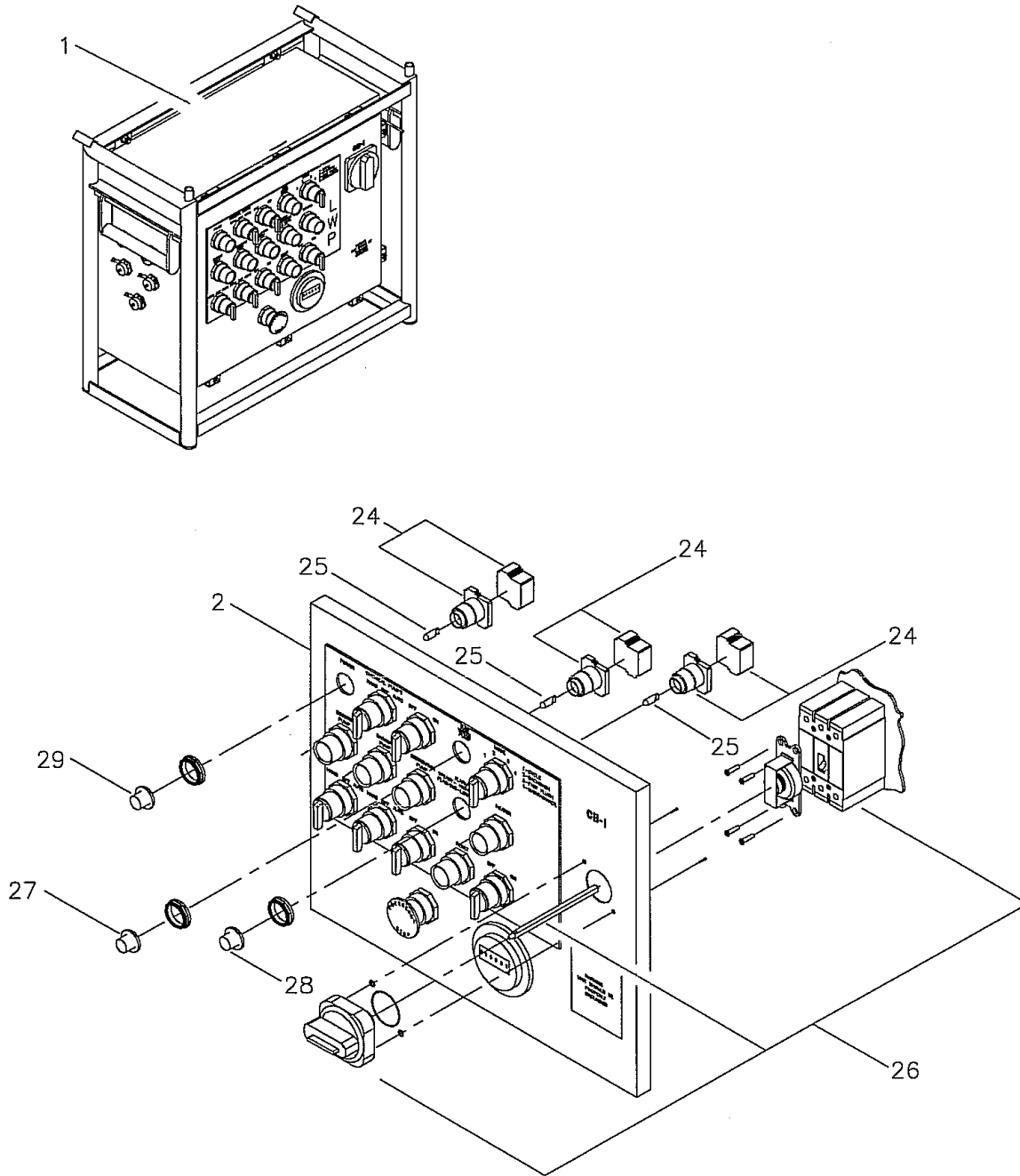


Figure 48. Control Panel Assembly – Enclosure Components 4 (Sheet 6 of 8)

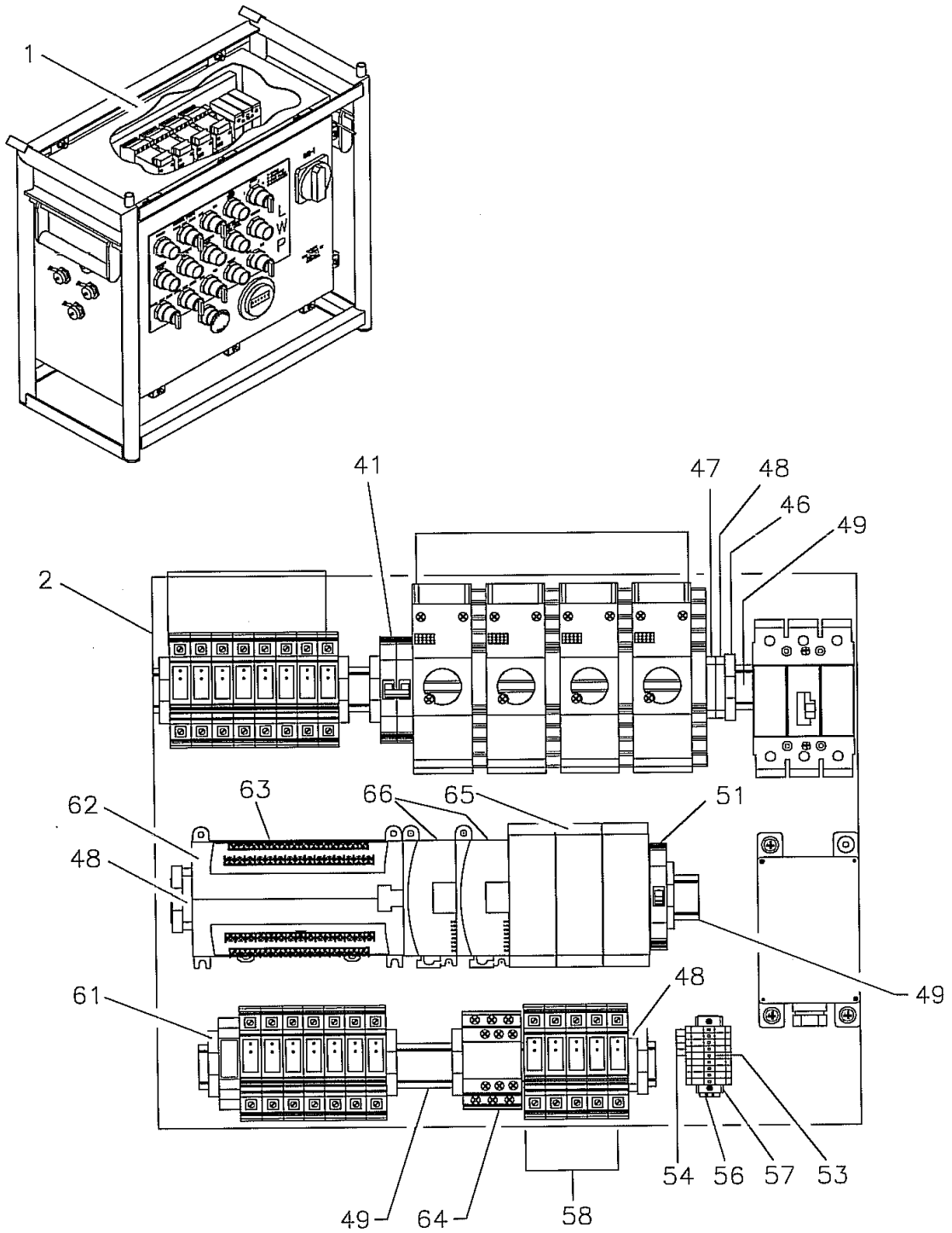


Figure 48. Control Panel Assembly – Back Board Components 1 (Sheet 7 of 8)

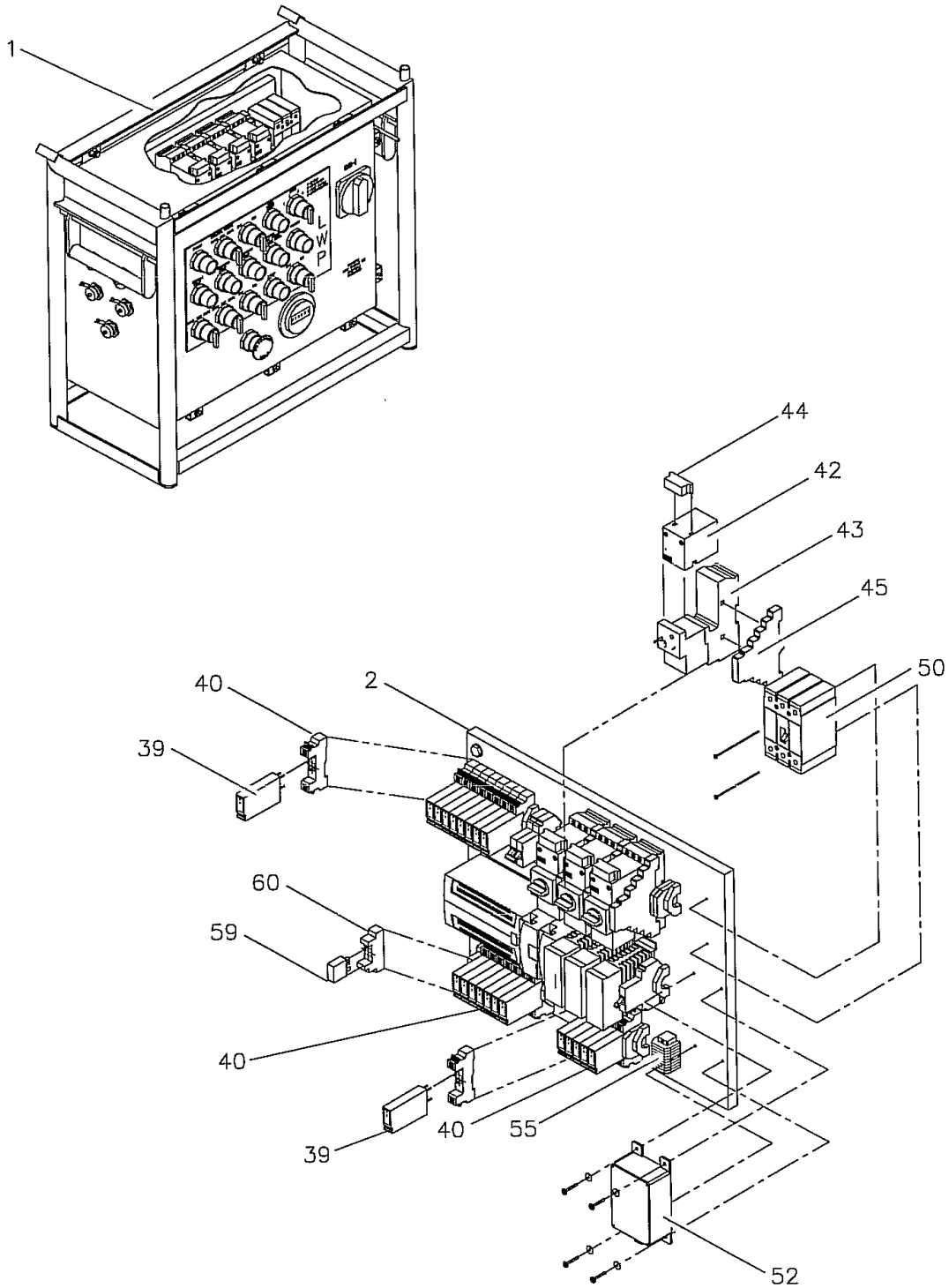


Figure 48. Control Panel Assembly – Back Board Components 2 (Sheet 8 of 8)

(1) ITEM NO.	(2) SMR CODE	(3) NSN	(4) CAGEC	(5) PART NUMBER	(6) DESCRIPTION AND USABLE ON CODE (UOC)	(7) QTY
FUNCTIONAL GROUP 0502						
FIGURE 48. CONTROL PANEL ASSEMBLY						
1	XDOZZ		76371	2203915000	..CONTROL PANEL ASSEMBLY (SEE WP 0047 00).....	1
2	PAOZZ	5975-01-526-8775	76371	2203427000	..ENCLOSURE, CONTRL PANEL (ENCL1).....	1
3	PAOZZ	5935-01-526-7430	96906	MS3454L18-1S	..RECEPTACLE, JAM NUT (J6).....	1
4	PAOZZ	5935-01-526-8941	06324	660-005M16F6-01	..COVER, PROTECT, RECEPT (XJ2-1 - XJ5-1, XJ9-1)	5
5	PAOZZ	5935-01-526-7425	96906	MS3454L16-10S	..RECEPTACLE, JAM NUT (J2-J5)	4
6	PAOZZ	5935-01-526-8940	06324	660-005M14F6-01	..COVER, PROTECT, RECEPT (XJ7-1, XJ8-1)	2
7	PAOZZ	5935-01-526-7418	96906	MS3454L14S-6S	..RECEPTACLE, JAM NUT (J7)	1
8	PAOZZ	5935-01-526-8942	06324	660-005M18F6-01	..COVER, PROTECT, RECEPT (XJ6-1)	1
9	PAOZZ	9505-01-526-9073	76371	7080010000	..WIRE, SAFETY, 1.00" LONG.....	9
10	PAOZZ	5305-01-527-2447	39428	90152A150	..CAP SCREW, 6-32UNC-2A X 0.375" LG, 18-8SST (XJ1 - XJ9)....	9
11	PAOZZ	5935-01-526-7426	96906	MS3454L16-10SW	..RECEPTACLE, JAM NUT, INSERT (J9)	1
12	PAOZZ	5310-01-526-8388	76371	3503392000	..NUT, LOCK, HEX, 6-32, 316 SST	9
13	PAOZZ	5935-01-526-7416	96906	MS3454L14S-2S	..RECEPTACLE, JAM NUT (J8)	1
14	PAOZZ	5935-01-526-7432	96906	MS3454L20-4P	..RECEPTACLE, JAM NUT (J1)	1
15	PAOZZ	5935-01-526-8943	06324	660-005M20F6-01	..COVER, PROTECT, RECEPT (XJ1-1)	1
16	PAOZZ	5999-00-879-1526	18876	11509701-001	..BLOCK, CONTACT, 1NO (XSW2-1, XSW3-1, XSW7-1)	3
17	PAOZZ	5930-00-650-3832	55840	10250T101	..BUTTON, PUSH, SHUTDOWN/ RESET (SW7)	1
18	PAOZZ	6645-01-486-4305	33203	T50B212P	..METER, HOUR, 0-99999.9 (HM1)	1
19	PAOZZ	5930-01-526-6991	55840	10250T5B63-1X	..BUTTON, PUSH-PULL, "EMER- GENCENCY STOP" (SW9)	1
20	PAOZZ	5930-01-526-6935	55840	10250T21LB	..SWITCH, SELECTOR, 3 POS (SW2, 3, 10)	3
21	PAOZZ	5930-00-615-2193	81640	86-1440-2	..BLOCK, CONTACT, 2NO (XSW10)	1
22	PAOZZ	5930-01-526-9118	55840	10250T46LB	..SWITCH, SELECTOR, 4 POS (SW8)	1
23	PAOZZ	5930-01-462-6045	27192	10250T20LB	..SWITCH, SELECTOR, 2 POS (SW1, 4, 11)	3
24	PAOZZ	6220-01-526-8359	55840	10250T221N	..LIGHT, PILOT, 120V, 50/60CY (L1-L5, L7, L8)	7
25	PAOZZ	6240-00-941-8487	K3197	755	..LAMP, INCANDESCENT (XL1- XL5, XL7, XL8).....	7
26	PAOZZ	5925-01-526-7212	55840	HRGCV14L	..HANDLE, MECHANISM 14"LG (XCB1)	1
27	PAOZZ	6210-00-185-8347	55840	10250TC22	..CAP, GREEN, PILOT LIGHT (XL1-1 - XL4-1, XL8-1)	5
28	PAOZZ	6210-00-185-8346	55840	10250TC21	..CAP. RED, PILOT LIGHT (XL7-1)	1

(1) ITEM NO.	(2) SMR CODE	(3) NSN	(4) CAGEC	(5) PART NUMBER	(6) DESCRIPTION AND USABLE ON CODE (UOC)	(7) QTY
29	PAOZZ	6210-00-020-2061	27192	10250TC24	..CAP, BLUE, PILOT LIGHT (XL5-1).....	1
30	PAOZZ	5305-01-526-8505	76371	3500883000	..CAP SCREW, HEX, 0.250"-20 X 0.750" LG, 316SST.....	1
31	PAOZZ	5310-01-526-4206	76371	3501175000	..WASHER, FLAT, 0.250" 316SST	2
32	PAOZZ	5940-00-901-6644	1NJK8	QB26	..CONNECTOR, CABLE, #4AWG-#1.....	1
33	PAOZZ	5310-01-526-4285	76371	3501809000	..WASHER, LOCK, 0.250" 316SST .	1
34	PAOZZ	5310-01-526-8396	76371	3501901000	..NUT, HEX, 0.250"-20 316SST	1
35	PAOZZ	5935-00-490-8389	81349	M24308/4-5	..CONNECTOR, PLUG, D-SUB 50 POSITION (P14)	1
36	PAOZZ	5935-01-052-9436	81349	M24308/26-1	..KIT, SCREW LOCK, FEMALE (XJ14-2)	1
37	PAOZZ	5935-01-171-8723	81349	M24308/2-357F	..CONNECTOR, RECEPTACLE, D-SUB 50 POSITION (J14)	1
38	PAOZZ	5305-01-034-3993	00779	205980-1	..KIT, SCREW RETAINER (XP14-2)	1
39	PAOZZ	5920-01-526-7216	5Y407	28 30 51 1	..SUPPRESSOR, SURGE (SP7 - SP21)	15
40	PAOZZ	5920-01-526-7220	5Y407	27 48 67 4	..BASE, SURGE SUPP (XSP2 - XSP21)	20
41	PAOZZ	5925-01-526-8713	01121	1492-GS2G100	..BLOCK, CKT BRKR, 10AMP, 277/480VAC (CB3)	1
42	PAOZZ	6110-01-440-2264	56365	LD1LB030FC	..START MODULE, 3 POLE, 18AMP, 120V@60HZ, (M1-M4)	4
43	PAOZZ	6110-01-440-2252	56365	LB1LB03P08	..STARTER, MODULE, OVER-LOAD PROTECTION, 2.5-4.0 AMPS (M1-OL - M4-OL)	4
44	PAOZZ	6110-01-526-7254	56365	LA4DE2U	..STARTER, MODULE, COIL SUPPRESSOR, VARISTOR TYPE, 110-250VAC, (XM1-XM4) ...	4
45	PAOZZ	6110-01-526-7250	56365	LA1LB019	..STARTER, MODULE, AUX CONTACT BLOCK, (M1-A - M4-A)	4
46	PAOZZ	5975-01-527-8366	01121	1492-EB10	..SECTION, END BARRIER	1
47	PAOZZ	5940-01-527-7672	01121	1492-W6	..BLOCK, TERM, 600V, #22-10AWG, COMPR CLAMP	1
48	PAOZZ	5940-01-464-3534	01121	1492-WG6	..BLOCK, TERM, 600V, #22-10AWG	4
49	PAOZZ	5340-01-526-8353	01121	199-DR1	..CHANNEL, MOUNTING	3
50	PAOZZ	5925-01-526-7064	58840	GHC2020	..CIRCUIT BREAKER (CB1)	1
51	PAOZZ	5925-01-526-8714	01121	1492-GS1G100	..BLOCK, CKT BRKR, 10AMP, 277VAC (CB2)	1
52	PAFZZ	5920-01-526-7058	65026	SPPT-120AD	..SUPPRESSOR, SURGE (SP1)	1
53	PAOZZ	5940-01-527-3754	01121	1492-CJM5-10	..JUMPER, CENTER, 10 POLE	1
54	PAOZZ	5940-01-526-8715	01121	1492-WM3-BL	..BLOCK, TERM., 600V, #30-14AWG, COMPR CLAMP	4
55	PAOZZ	5940-01-527-0329	01121	1492-WM3-W	..BLOCK, TERM, 600V, #30-14AWG, COMPR CLAMP	5
56	PAOZZ	5975-01-513-0981	01121	1492-DR3	..RAIL, MTG, TERM BLOCK (TB1)..	3
57	PAOZZ	5970-01-512-5173	01121	1492-EA15	..STOP, END, TERM BLOCK.....	2
58	PAOZZ	5920-01-526-7068	5Y407	28 30 52 4	..SUPPRESSOR, SURGE, 230VAC (SP2-SP6)	5
59	PAOZZ	5945-01-422-6596	OCGS1	700-HK36A1	..RELAY, CONT, SPDT, 120V 10A (CR2)	1
60	PAOZZ	5945-01-465-7150	01121	700HN121	..SOCKET, RELAY (XCR2)	1

(1) ITEM NO.	(2) SMR CODE	(3) NSN	(4) CAGEC	(5) PART NUMBER	(6) DESCRIPTION AND USABLE ON CODE (UOC)	(7) QTY
61	PAOZZ	5940-01-436-5730	01121	1492-EA35	..STOP, END, TERM BLOCK	10
62	PBOZZ	7021-01-527-0335	76371	2850274001	..PROGRAMMER, CONTROLLER 115/230 VAC IN (PLC)	1
63	PAOZZ	5940-00-805-3340	56501	A18-6F	..TERMINAL. STA-KON, INSUL #16-22 AWG WIRE	50
64	PAOZZ	6110-01-292-3885	52090	LC1D0910G6	..CONTACTOR, MAGNETIC, 9AMPS, 120V (CR1)	1
65	PAOZZ	6110-01-526-7257	55840	TL480N15	..CONTROLLER, MOTOR (SS1-SS3)	3
66	PAOZZ	7050-01-528-3601	01121	17620A8	..MODULE, DISCRETE, OUTPUT, 8 TRIAC OUTPUT, FOR MICRO- LOGIX 1200 CONTROLLER	2
67	XDOZZ		76371	3701681LGD	..LEGEND, CONTROL PANEL, LAMINATED	1
END OF FIGURE						

This page intentionally left Blank.

This page intentionally left Blank.

UNIT, DIRECT AND GENERAL SUPPORT MAINTENANCE
 LIGHTWEIGHT WATER PURIFIER
 SERVICE PUMP MODULE ASSEMBLY
 P/N 1002732000
 REPAIR PARTS LIST

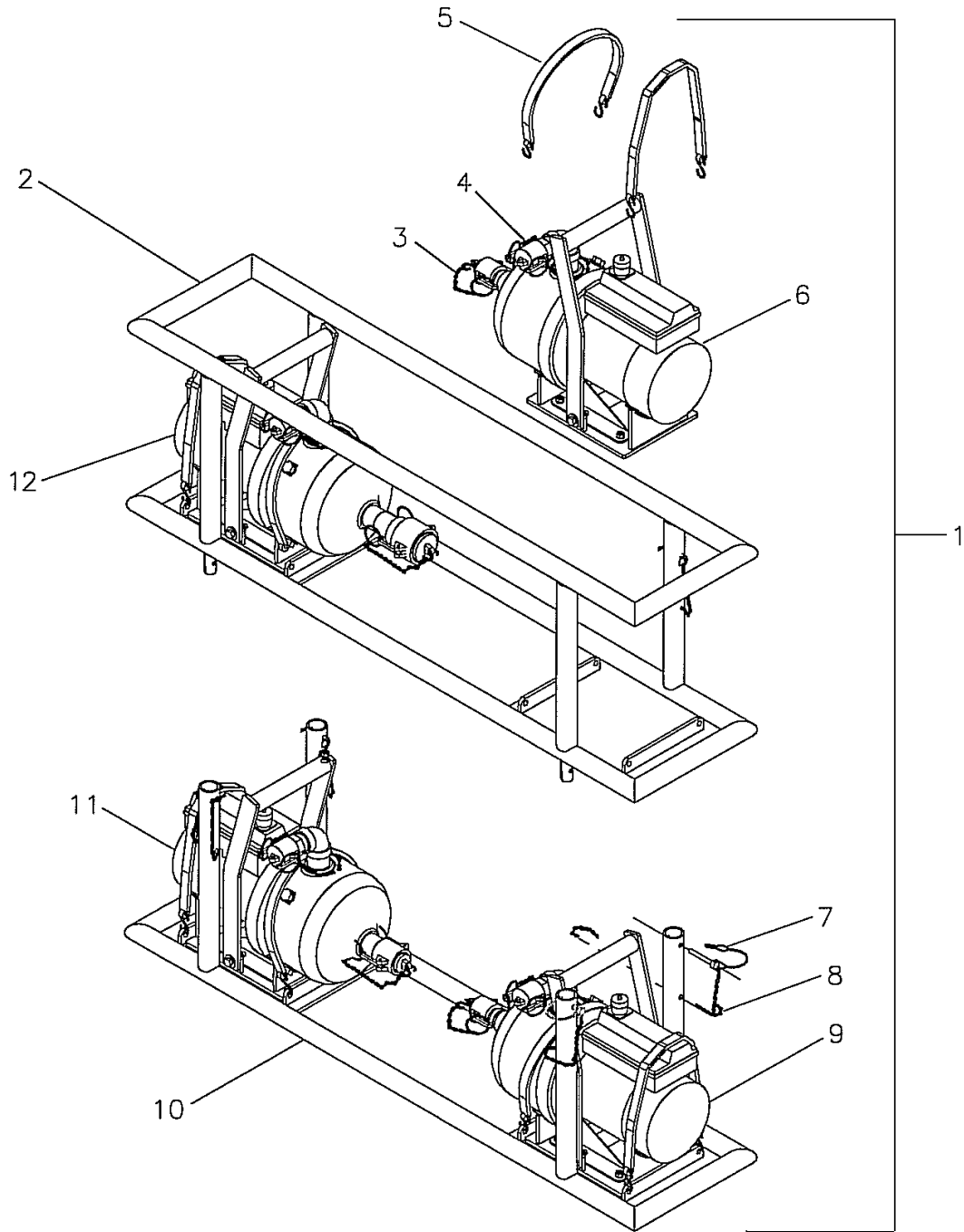


Figure 49. Service Pump Module Assembly

(1) ITEM NO.	(2) SMR CODE	(3) NSN	(4) CAGEC	(5) PART NUMBER	(6) DESCRIPTION AND USABLE ON CODE (UOC)	(7) QTY
FUNCTIONAL GROUP 06						
FIGURE 49. SERVICE PUMP MODULE ASSEMBLY						
1	XDOZZ		76371	1002732000	..ASSY, SERVICE PUMP MODULE	1
2	XDOZZ		76371	1201217001	..SKID FRAME, UPPER.....	1
3	PAOZZ	4010-01-527-1432	72661	CH-SS-6	..CHAIN, W/HOOK, 6".....	4
4	PAOZZ	4010-01-526-5471	72661	CH-SS-12	..CHAIN, W/HOOK, 12".....	4
5	PAOZZ	4020-01-102-0517	39428	3891T14	..STRAP, TIE DOWN, 14" LONG.....	8
6	PAOFF	4320-01-526-8312	76371	1002714002	..PUMP ASSY, BOOSTER (P2) (SEE WP 0053 00 FOR PARTS BREAK DOWN).....	1
7	PAOZZ	5315-01-527-0319	3AXX2	SNAT-250-1750R	..PIN, CLEVIS, WITH WIRE TAB LOCK, 0.250" X 1.75" LONG.....	4
8	PAOZZ	4010-01-527-1868	76371	3502453000	..CHAIN, JACK, SINGLE, 16 304LSST.....	4
9	PAOFF	4320-01-526-8316	76371	1002714004	..PUMP ASSY, BACKWASH (P3) (SEE WP 0055 00 FOR PARTS BREAKDOWN).....	1
10	XDOZZ		76371	1201217002	..SKID FRAME, LOWER.....	1
11	PAOFF	4320-01-526-8315	76371	1002714003	..PUMP ASSY, DISTRIBUTION (P8) (SEE WP 0054 00 FOR PARTS BREAKDOWN).....	1
12	PAOFF	4320-01-526-8314	76371	1002714001	..PUMP ASSY, RAW WATER (P1) (SEE WP 0051 00 FOR PARTS BREAKDOWN).....	1
END OF FIGURE						

This page intentionally left Blank.

This page intentionally left Blank.

UNIT, DIRECT AND GENERAL SUPPORT MAINTENANCE
 LIGHTWEIGHT WATER PURIFIER
 RAW WATER PUMP ASSEMBLY
 P/N 1002714001
 REPAIR PARTS LIST

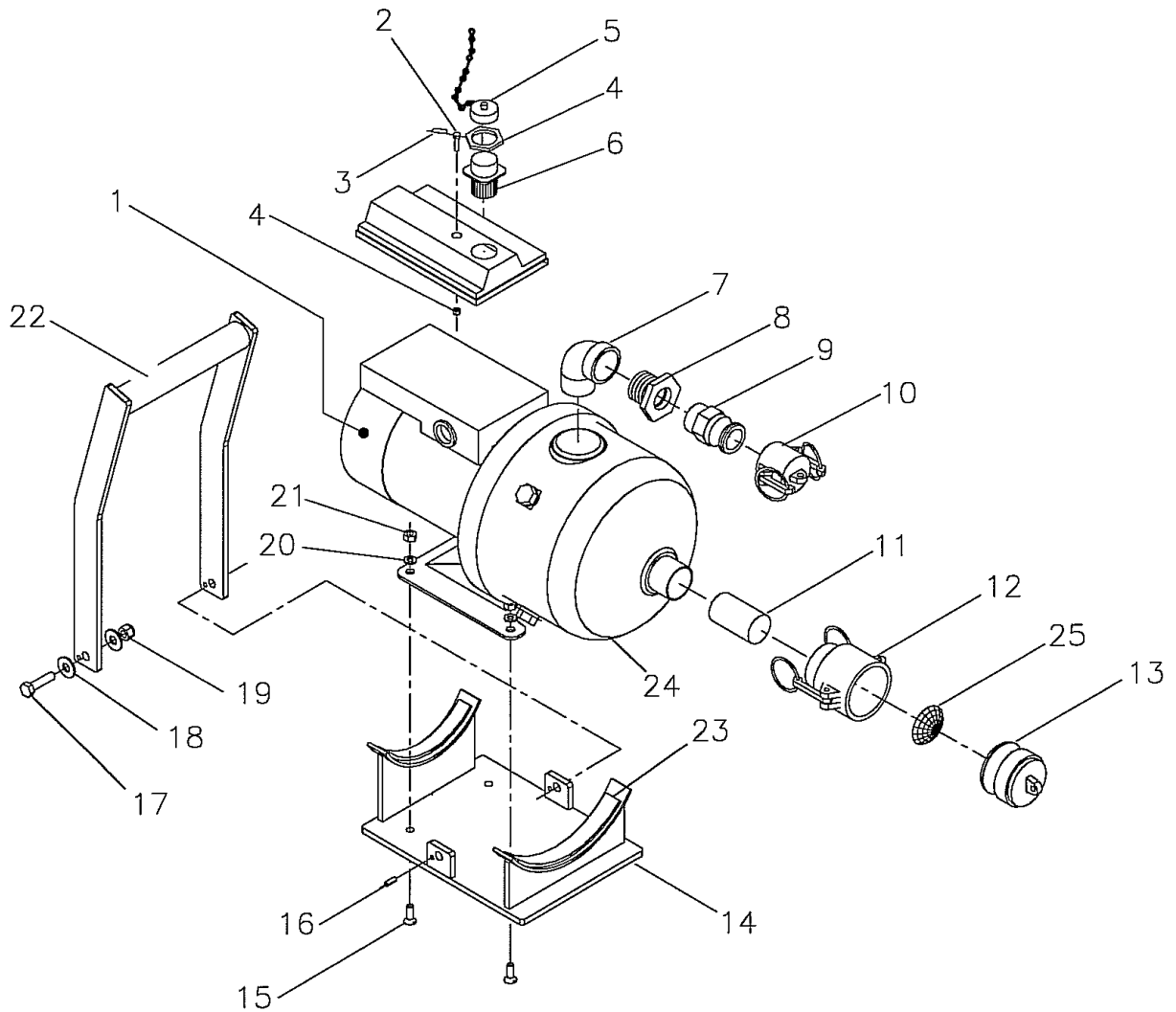


Figure 50. Raw Water Pump Assembly

(1) ITEM NO.	(2) SMR CODE	(3) NSN	(4) CAGEC	(5) PART NUMBER	(6) DESCRIPTION AND USABLE ON CODE (UOC)	(7) QTY
FUNCTIONAL GROUP 0602						
FIGURE 50. RAW WATER PUMP ASSEMBLY						
			76371	1002714001	..PUMP ASSEMBLY, RAW WATER (SEE WP 0050 00)	REF
1	XAOFF		76371	1002714000	..PUMP, WATER, CENTRIFUGAL, 1.0∇ NPT SUCT AND DISCH (SEE WP 0052 00 FOR PARTS BREAKDOWN).....	1
2	PAOZZ	5310-01-368-2980	39428	96278A005	..NUT, HEX, MACH SCREW, 4-40 UNC-2B, WITH EXTERNAL TOOTH WASHER, 18-8 SST	1
3	PAOZZ	9505-00-076-8640	96906	MS20995C41	..WIRE, SAFETY, 0.041" DIA, 0.11FT LONG	1
4	PAOZZ	5935-01-526-7423	96906	MS3454L16-10P	..RECEPTACLE, JAM NUT (J10)	1
5	PAOZZ	5935-01-526-8941	06324	660 - 005M16F6-01	..COVER, PROTECTIVE, RECEPTACLE #16 (XJ10-1).....	1
6	PAOZZ	5935-01-527-2013	76371	2809347001	..ASSEMBLY, RECEPTACLE, BOX MOUNTING	1
7	PAOZZ	4730-01-067-3926	81343	16-16 140239S	..ELBOW, 90, 1.00" FPT X 1.00" MPT, 316 SST	1
8	PAOZZ	4730-01-526-9032	76371	2502738000	..BUSHING, HEX, 1.00" MPT X 0.750" FPT, 316 SST.....	1
9	PAOZZ	4730-01-526-7007	33813	2770607SG-07F	..ADAPTER, QUICK DISC, 0.750" MQD X 0.750" MPT	1
10	PAOZZ	4730-01-526-7018	33813	2771107SG-07V	..CAP, DUST, QUICK DISC, 0.750" FQD.....	1
11	PAOZZ	4730-01-526-8448	76371	2503832000	..NIPPLE, 1.00" TBE, X 2.50 LG, 316SST ASTM A312	1
12	PAOZZ	4730-01-526-8357	33813	64201510-15X10D	..COUPLER, QUICK DISC, 1.50" FQD X 1.00∇ FPT, 316SST	1
13	PAOZZ	5340-01-526-7023	33813	2771215SG-15W	..PLUG, DUST, QUICK DISC, 1.50" MQD	1
14	PAOZZ	4320-01-526-8354	76371	1201218001	..BASE, PUMP	1
15	PAOZZ	5305-01-526-8497	76371	3503347000	..SCREW, MACH, FH, 0.250"-20 X 0.750" LG, 316SST.....	4
16	PAOZZ	5314-01-527-2456	39428	92373A245	..PIN, SPRING 0.188' DIA, 0.50" LONG, 18-8SST	2
17	PAOZZ	5305-01-526-8509	76371	3500128000	..CAP SCREW, HEX, 0.313"-18 X 1.250" LG, 316SST.....	2
18	PAOZZ	5310-01-526-8042	76371	3501176000	..WASHER, FLAT, 0.313∇ 316SST.....	4
19	PAOZZ	5310-01-526-4848	76371	3501053000	..NUT, LOCK, HEX 0.313∇-18 W/NYLON INSERT, 316SST.....	2
20	PAOZZ	5310-01-526-4285	76371	3501809000	..WASHER, LOCK, 0.250", 316SST.....	4
21	PAOZZ	5310-01-526-8396	76371	3501901000	..NUT, HEX, 0.250"-20, 316SST.....	4
22	PAOZZ	5340-01-526-8355	76371	1201218002	..HANDLE, BASE, PUMP	1
23	XDOZZ		59502	4211N-1/8X1X50FT	..STRIP, WEATHER, 1.00" W X 0.125" THK	2
24	XDOZZ		76371	1002714101	..VOLUTE, PUMP	1
25	PAOZZ	4730-01-527-0338	76371	SCR-10MSH-2.228SS	..SCREEN, 2.228" OD, 10 MESH, 316 SST.....	1
END OF FIGURE						

This page intentionally left Blank.

This page intentionally left Blank.

UNIT, DIRECT AND GENERAL SUPPORT MAINTENANCE
 LIGHTWEIGHT WATER PURIFIER
 CENTRIFUGAL WATER PUMP
 P/N 1002714000-1
 REPAIR PARTS LIST

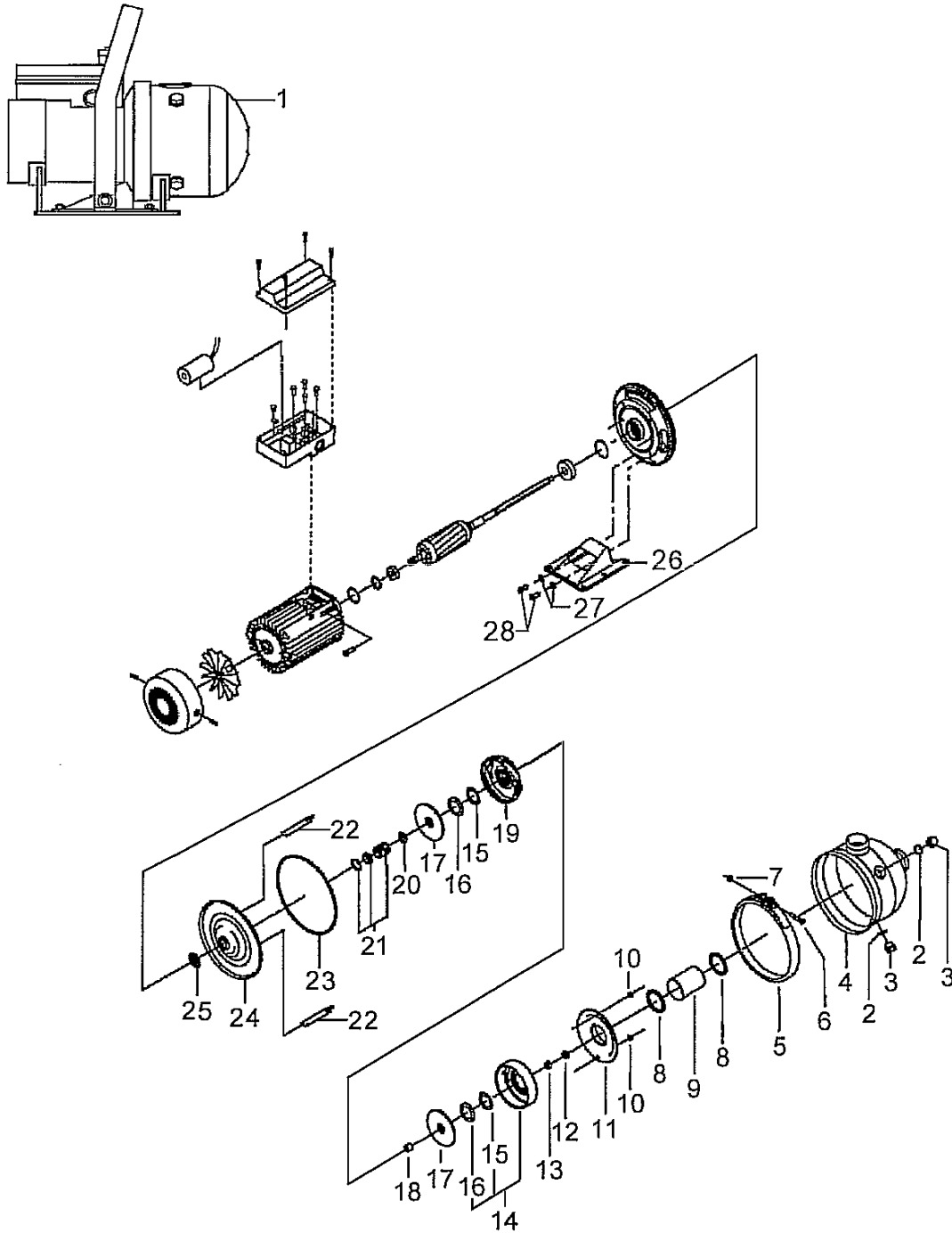


Figure 51. Centrifugal Water Pump

(1) ITEM NO.	(2) SMR CODE	(3) NSN	(4) CAGEC	(5) PART NUMBER	(6) DESCRIPTION AND USABLE ON CODE (UOC)	(7) QTY
FUNCTIONAL GROUP 060201						
FIGURE 51. CENTRIFUGAL WATER PUMP						
1	PAOFF	4320-01-527-7616	76371	1002714000	..PUMP, WATER, CENTRIFUGAL, 1.0∇ NPT SUCT AND DISCH	1
2	KFFZZ		66584	00ID6875	..O-RING, EDPM, I16 X 2.5	2
3	PAFZZ	5365-01-526-8324	66584	004E0414	..PLUG, DRAIN, 3/8∇.....	2
4	XDOZZ		76371	1002714105	..VOLUTE, PUMP	REF
5	PAFZZ	5342-01-526-9097	66584	004F5407	..CLAMP.....	1
6	KFFZZ		66584	00ID7068	..SCREW, ALLEN, M6 X 40.....	1
7	KFFZZ		66584	00ID1569	..NUT, LOCK, M6.....	1
8	KFFZZ		66584	00ID6873	..O-RING, EPDM, I50 X 5	2
9	PAFZZ	4320-01-526-8326	66584	004H1422	..PIPE, SPACING 94 MM.....	1
10	KFFZZ		66584	00ID7065	..NUT, SELF-LOCKING, M5	2
11	PAFZZ	4320-01-527-0332	66584	004H54301	..INTERCONNECTOR, SUCTION...	1
12	KFFZZ		66584	00ID6997	..NUT, LOCK, M8 X 1.25-6G-LH.....	1
13	PAFZZ	5365-01-526-8327	66584	400061	..WASHER	1
14	PAFZZ	5340-01-527-0334	66584	405204	..INTERMEDIATE CHAMBER, BOTTOM	1
15	KFFZZ		66584	400003	...RING, NECK	2
16	KFFZZ		66584	400037	...RETAINER, SEAL RING, UP	2
17	PAFZZ	4320-01-526-8322	66584	004H5403	..IMPELLER	2
18	PAFZZ	4320-01-526-8325	66584	400035	..PIPE, SPACING, M 17.5MM.....	1
19	PAFZZ	5340-01-527-0330	66584	004H5402	..INTERMEDIATE CHAMBER, TOP	1
20	PAFZZ	5365-01-526-8329	66584	004H0410	..WASHER	1
21	KFFZZ		66584	985805	..SEAL, SHAFT, TYPE B.....	1
22	PAFZZ	5306-01-527-1453	66584	004H6403	..STRAP, 47.5 MM	2
23	KFFZZ		66584	00ID6874	..O-RING, EDPM.....	1
24	PAFZZ	5340-01-526-9229	66584	004H5004	..PLATE, COVER.....	1
25	KFFZZ		66584	00ID3995	..DISC, DIVERTING	1
26	PAFZZ	4320-01-526-8328	66584	460010	..BASE PLATE	1
27	PAFZZ	5310-01-527-1508	66584	00ID6469	..WASHER, SPRING, 8MM	2
28	PAFZZ	5305-01-527-2453	66584	00ID7829	..SCREW, ALLEN, M8 X 16.....	2
	PAFZZ	4320-01-527-8357	66584	4H5009	..KIT, SHAFT SEAL, SERV PUMP (SEE WP 0066 00 FOR PARTS KIT LISTING).....	1
END OF FIGURE						

This page intentionally left Blank.

This page intentionally left Blank.

UNIT, DIRECT AND GENERAL SUPPORT MAINTENANCE
 LIGHTWEIGHT WATER PURIFIER
 BOOSTER PUMP ASSEMBLY
 P/N 1002714002
 REPAIR PARTS LIST

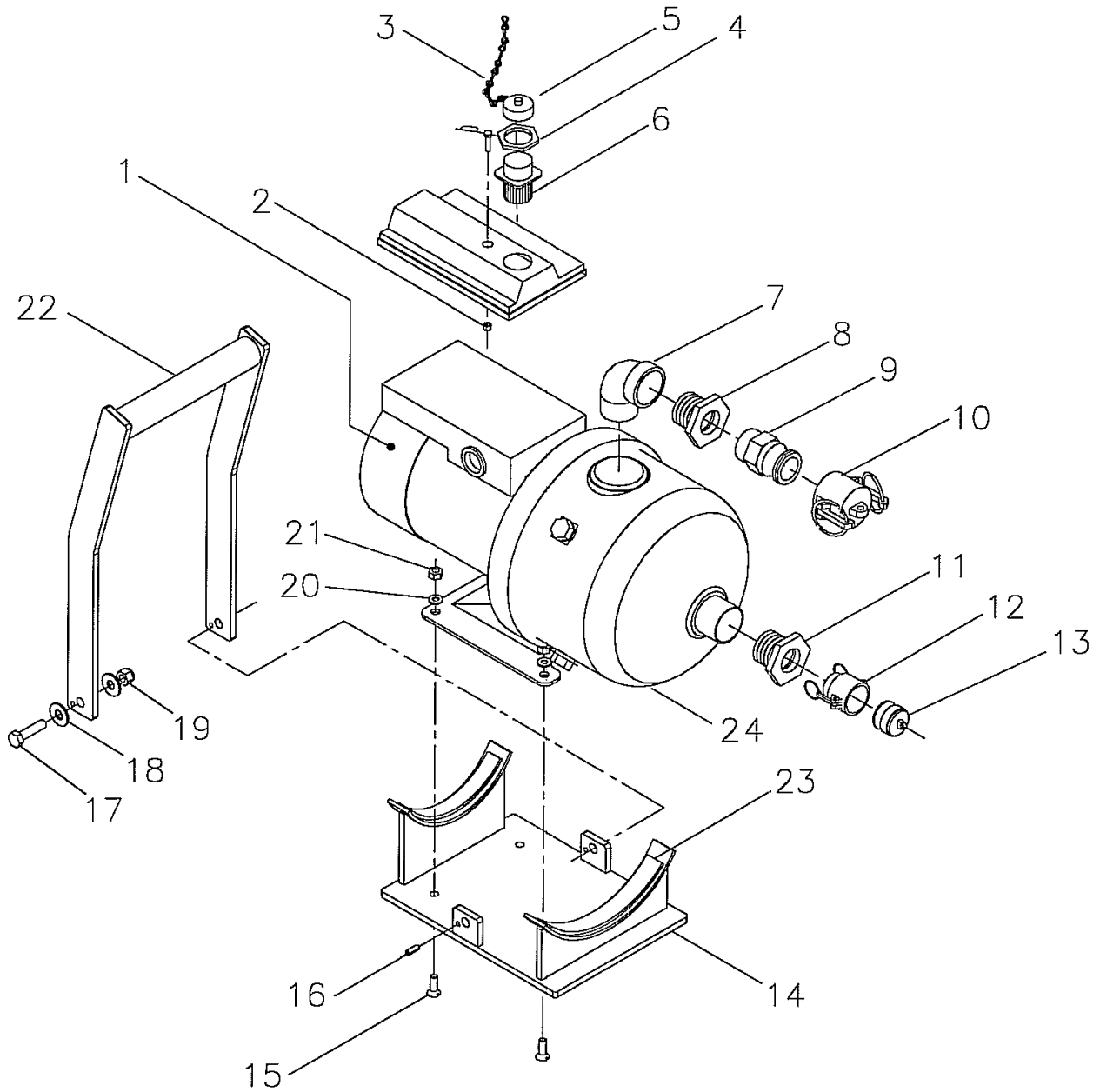


Figure 52. Booster Pump Assembly

(1) ITEM NO.	(2) SMR CODE	(3) NSN	(4) CAGEC	(5) PART NUMBER	(6) DESCRIPTION AND USABLE ON CODE (UOC)	(7) QTY
FUNCTIONAL GROUP 0603						
FIGURE 52. BOOSTER PUMP ASSEMBLY						
			76371	1002714002	..PUMP ASSEMBLY, BOOSTER (SEE WP 0050 00).....	REF
1	PAOFF	4320-01-527-7616	76371	1002714000	..PUMP, WATER, CENTRIFUGAL, 1.0" NPT SUCT AND DISCH (SEE WP 0052 00 FOR PARTS BREAKDOWN).....	1
2	PAOZZ	5310-01-368-2980	39428	96278A005	..NUT, HEX, MACHINE SCREW, 4-40 UNC-2B, 0.250" ACROSS PLATE, WITH EXTERNAL TOOTH WASHER, 18-8 SST.....	1
3	PAOZZ	9505-00-076-8640	80205	MS20995C41	..WIRE, SAFETY, 0.041" DIA, 0.11FT LONG.....	1
4	PAOZZ	5935-01-526-7423	96906	MS3454L16-10P	..RECEPTACLE, JAM NUT (J11)	1
5	PAOZZ	5935-01-526-8941	06324	660 - 005M16F6-01	..COVER, PROTECTIVE, RECEPTACLE #16 (XJ11-1).....	1
6	PAOZZ	5935-01-527-2013	76371	2809347001	..ASSEMBLY, RECEPTACLE, BOX MOUNTING.....	1
7	PAOZZ	4730-01-067-3926	81343	16-16 140239S	..ELBOW, 90, 1.00"FPT X 1.00" MPT, 316 SST.....	1
8	PAOZZ	4730-01-526-9032	76371	2502738000	..BUSHING, HEX, 1.00"MPT X 0.750" FPT, 316 SST.....	1
9	PAOZZ	4730-01-526-7007	33813	2770607SG-07F	..ADAPTER, QUICK DISC, 0.750" MQD X 0.750" MPT, 316SST.....	1
10	PAOZZ	4730-01-526-7018	33813	2771107SG-07V	..CAP, DUST, QUICK DISC, 0.750" FQD.....	1
11	PAOZZ	4730-01-526-9032	76371	2502738000	..BUSHING, HEX, 1.00" MPT X 0.750" FPT, 316 SST.....	1
12	PAOZZ	4730-01-526-7188	33813	2770207SG-07B	..COUPLER, QUICK DISC, 0.750" FQD X MPT, 316SST.....	1
13	PAOZZ	5340-01-526-7028	33813	2771207SG-07W	..PLUG, DUST, QUICK DISC, 1.50"MQD.....	1
14	PAOZZ	4320-01-526-8354	76371	1201218001	..BASE, PUMP.....	1
15	PAOZZ	5305-01-526-8497	76371	3503347000	..SCREW, MACH, FH, 0.250"-20 X 0.750" LG, 316SST.....	4
16	PAOZZ	5315-01-527-2456	39428	92373A245	..PIN, SPRING 0.188" DIA, 0.50" LONG, 18-8SST.....	2
17	PAOZZ	5305-01-526-8509	76371	3500128000	..CAP SCREW, HEX, 0.313"-18 X 1.250" LG, 316SST.....	2
18	PAOZZ	5310-01-526-8042	76371	3501176000	..WASHER, FLAT, 0.313" 316SST ..	4
19	PAOZZ	5310-01-526-4848	76371	3501053000	..NUT, LOCK, HEX 0.313"-18 W/NYLON INSERT, 316SST.....	2
20	PAOZZ	5310-01-526-4285	76371	3501809000	..WASHER, LOCK, 0.250", SST.....	4
21	PAOZZ	5310-01-526-8396	76371	3501901000	..NUT, HEX, 0.250"-20, 316SST.....	4
22	PAOZZ	5340-01-526-8355	76371	1201218002	..HANDLE, BASE, PUMP.....	1
23	XDOZZ		59502	4211-N-1/8X1X50FT	..STRIP, WEATHER, 1.00" W X 0.125" THK.....	2
24	XDOZZ		76371	1002714102	..VOLUTE, PUMP.....	1
END OF FIGURE						

This page intentionally left Blank.

This page intentionally left Blank.

UNIT, DIRECT AND GENERAL SUPPORT MAINTENANCE
 LIGHTWEIGHT WATER PURIFIER
 DISTRIBUTION PUMP ASSEMBLY
 P/N 1002714003
 REPAIR PARTS LIST

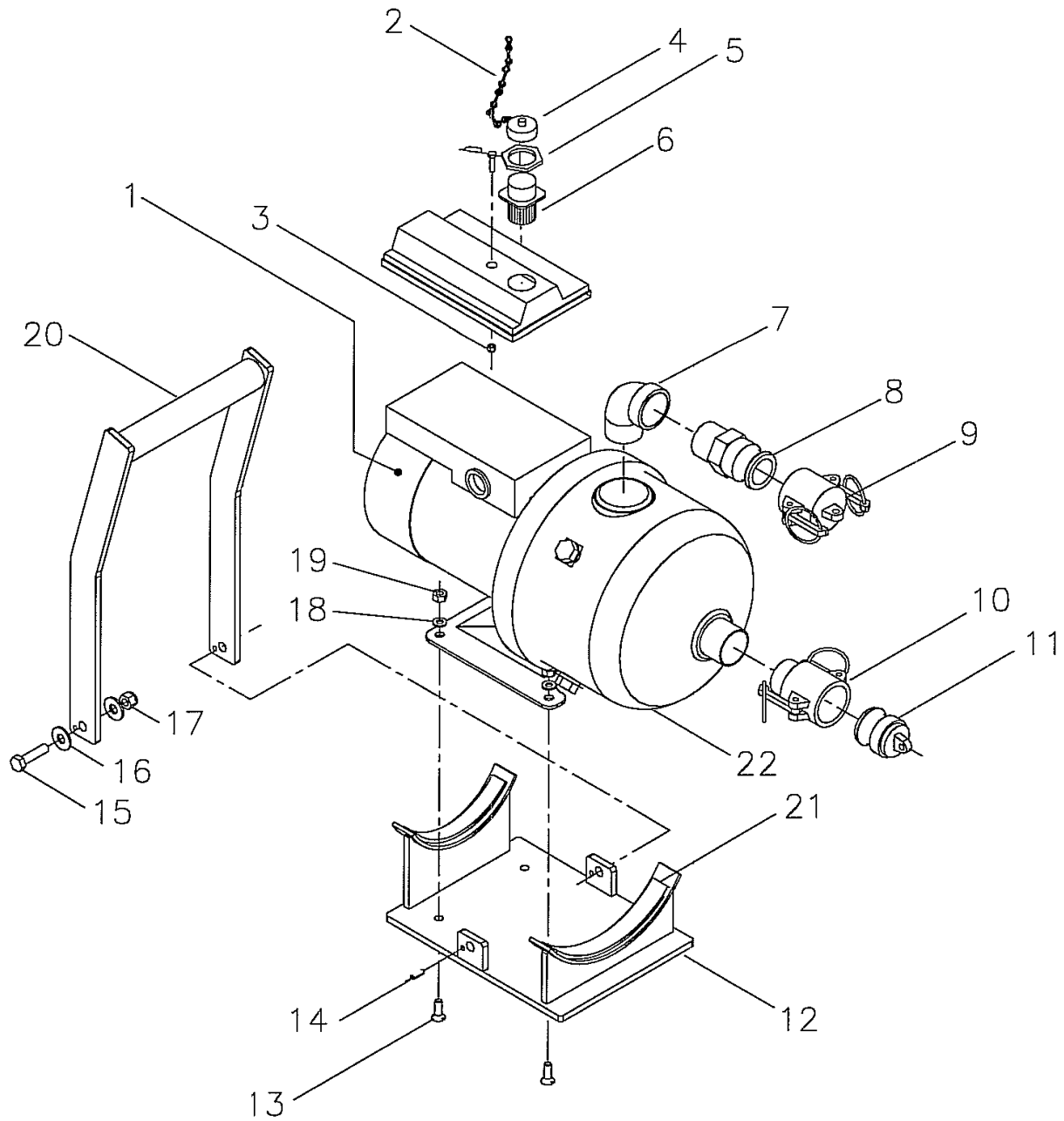


Figure 53. Distribution Pump Assembly

(1) ITEM NO.	(2) SMR CODE	(3) NSN	(4) CAGE C	(5) PART NUMBER	(6) DESCRIPTION AND USABLE ON CODE (UOC)	(7) QTY
FUNCTIONAL GROUP 0604						
FIGURE 53. DISTRIBUTION PUMP ASSEMBLY						
			76371	1002714003	..PUMP ASSY, DISTRIBUTION (SEE WP 0050 00)	REF
1	PAOFF	4320-01-527-7616	76371	1002714000	..PUMP, WATER, CENTRIFUGAL, 1.0" NPT SUCT AND DISCH (SEE WP 0052 00 FOR PARTS BREAKDOWN).....	1
2	PAOZZ	9505-00-076-8640	80205	MS20995C41	..WIRE, SAFETY, 0.041" DIA, 0.11FT LONG	1
3	PAOZZ	5310-01-368-2980	39428	96278A005	..NUT, HEX, MACHINE SCREW, 4-40 UNC-2B, 0.250" ACROSS PLATE, WITH EXTERNAL TOOTH WASHER, 18-8 SST	1
4	PAOZZ	5935-01-526-8941	06324	660 - 005M16F6-01	..COVER, PROTECTIVE, RECEPTACLE #16 (XJ12-1).....	1
5	PAOZZ	5935-01-526-7423	96906	MS3454L16-10P	..RECEPTACLE, JAM NUT (J12)	1
6	PAOZZ	5935-01-527-2013	76371	2809347001	..ASSEMBLY, RECEPTACLE, BOX MOUNTING	1
7	PAOZZ	4730-01-067-3926	81343	16-16 140239S	..ELBOW, 90, 1.00"FPT X 1.00" MPT, 316 SST	1
8	PAOZZ	4730-01-526-7009	33813	2770610SG-10F	..ADAPTER, QUICK DISC, 1.00" MQD X 1.00" MPT, 316SST).....	1
9	PAOZZ	4730-01-526-7015	33813	2771110SG-10V	..CAP, DUST, QUICK DISC, 1.00" FQD	1
10	PAOZZ	4730-01-526-7071	33813	2770210SG10B	..COUPLER, QUICK DISC, 1.00" FQD X MPT, 316SST	1
11	PAOZZ	5340-01-526-6954	33813	2771210SG-10W	..PLUG, DUST, QUICK DISC, 1.00"MQD	1
12	PAOZZ	4320-01-526-8354	76371	1201218001	..BASE, PUMP	1
13	PAOZZ	5305-01-526-8497	76371	3503347000	..SCREW, MACH, FH, 0.250"-20 X 0.750" LG, 316SST.....	4
14	PAOZZ	5315-01-527-2456	39428	92373A245	..PIN, SPRING 0.188" DIA, 0.50" LONG, 18-8SST	2
15	PAOZZ	5305-01-526-8509	76371	3500128000	..CAP SCREW, HEX, 0.313"-18 X 1.250" LG, 316SST.....	2
16	PAOZZ	5310-01-526-8042	76371	3501176000	..WASHER, FLAT, 0.313" 316SST.....	4
17	PAOZZ	5310-01-526-4848	76371	3501053000	..NUT, LOCK, HEX 0.313"-18 W/NYLON INSERT, 316SST.....	2
18	PAOZZ	5310-01-526-4285	76371	3501809000	..WASHER, LOCK, 0.250", 316SST.....	4
19	PAOZZ	5310-01-526-8396	76371	3501901000	..NUT, HEX, 0.250"-20, 316SST	4
20	PAOZZ	5340-01-526-8355	76371	1201218002	..HANDLE, BASE, PUMP	1
21	XDOZZ		59502	4211-N-1/8X1X50FT	..STRIP, WEATHER, 1.00" W X 0.125" THK	2
22	XDOZZ		76371	1002714103	..VOLUTE, PUMP	1
END OF FIGURE						

This page intentionally left Blank.

This page intentionally left Blank.

UNIT, DIRECT AND GENERAL SUPPORT MAINTENANCE
 LIGHTWEIGHT WATER PURIFIER
 BACKWASH PUMP ASSEMBLY
 P/N 1002714004
 REPAIR PARTS LIST

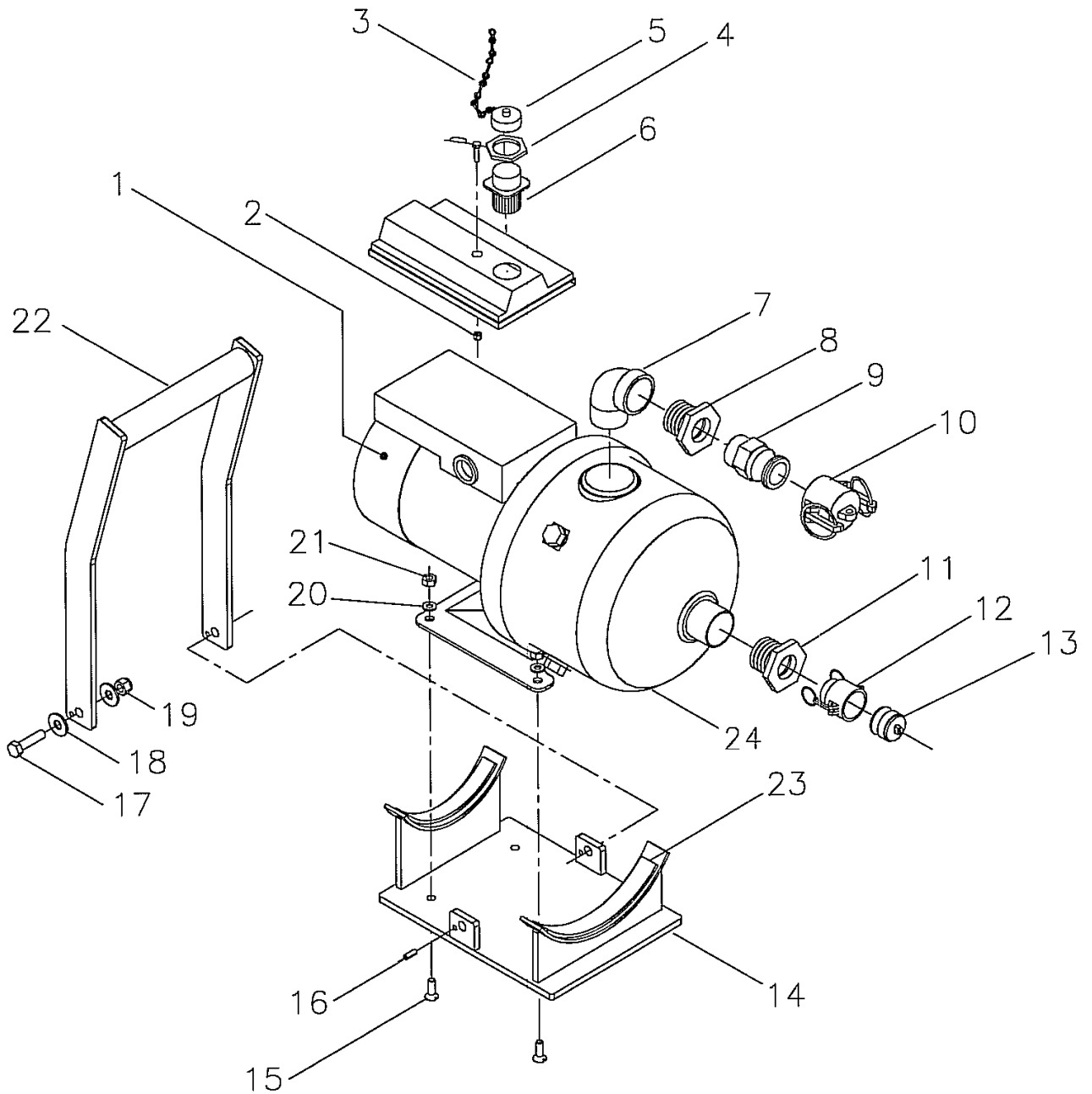


Figure 54. Backwash Pump Assembly

(1) ITEM NO.	(2) SMR CODE	(3) NSN	(4) CAGEC	(5) PART NUMBER	(6) DESCRIPTION AND USABLE ON CODE (UOC)	(7) QTY
FUNCTIONAL GROUP 0605						
FIGURE 54. BACKWASH PUMP ASSEMBLY						
			76371	1002714004	..PUMP ASSEMBLY, BACKWASH (SEE WP 0050 00)	REF
1	PAOFF	4320-01-527-7616	76371	1002714000	..PUMP, WATER, CENTRIFUGAL, 1.0" NPT SUCT AND DISCH (SEE WP 0052 00 FOR PARTS BREAKDOWN).....	1
2	PAOZZ	5310-01-368-2980	39428	96278A005	..NUT, HEX, MACHINE SCREW, 4-40 UNC-2B, 0.250" ACROSS PLATE, WITH EXTERNAL TOOTH WASHER, 18-8 SST.....	1
3	PAOZZ	9505-00-076-8640	80205	MS20995C41	..WIRE, SAFETY, 0.041" DIA, 0.11FT LONG	1
4	PAOZZ	5935-01-526-7423	96906	MS3454L16-10P	..RECEPTACLE, JAM NUT (J13)	1
5	PAOZZ	5935-01-526-8941	06324	660 - 005M16F6-01	..COVER, PROTECTIVE, RECEPTACLE #16 (XJ13-1).....	1
6	PAOZZ	5935-01-527-2013	76371	2809347001	..ASSEMBLY, RECEPTACLE, BOX MOUNTING	1
7	PAOZZ	4730-01-067-3926	81343	16-16 140239S	..ELBOW, 90, 1.00"FPT X 1.00" MPT, 316 SST	1
8	PAOZZ	4730-01-526-9032	76371	2502738000	..BUSHING, HEX, 1.00"MPT X 0.750" FPT, 316 SST.....	1
9	PAOZZ	4730-01-526-7007	33813	2770607SG-07F	..ADAPTER, QUICK DISC, 0.750" MQD X 0.750" MPT, 316SST	1
10	PAOZZ	4730-01-526-7018	33813	2771107SG-07V	..CAP, DUST, QUICK DISC, 0.750" FQD	1
11	PAOZZ	4730-01-526-9032	76371	2502738000	..BUSHING, HEX, 1.00"MPT X 0.750" FPT, 316 SST.....	1
12	PAOZZ	4730-01-526-7188	33813	2770207SG-07B	..COUPLER, QUICK DISC, 0.750" FQD X MPT, 316SST	1
13	PAOZZ	5340-01-526-6954	33813	2771210SG-10W	..PLUG, DUST, QUICK DISC, 1.00" MQD	1
14	PAOZZ	4320-01-526-8354	76371	1201218001	..BASE, PUMP	1
15	PAOZZ	5305-01-526-8497	76371	3503347000	..SCREW, MACH, FH, 0.250"-20 X 0.750" LG, 316SST.....	4
16	PAOZZ	5315-01-527-2456	39428	92373A245	..PIN, SPRING 0.188" DIA, 0.50" LONG, 18-8SST	2
17	PAOZZ	5305-01-526-8509	76371	3500128000	..CAP SCREW, HEX, 0.313"-18 X 1.250" LG, 316SST.....	2
18	PAOZZ	5310-01-526-8042	76371	3501176000	..WASHER, FLAT, 0.313" 316SST ..	4
19	PAOZZ	5310-01-526-4848	76371	3501053000	..NUT, LOCK, HEX, 0.313"-18 W/NYLON INSERT, 316SST.....	2
20	PAOZZ	5310-01-526-4285	76371	3501809000	..WASHER, LOCK, 0.250", 316SST	4
21	PAOZZ	5310-01-526-8396	76371	3501901000	..NUT, HEX, 0.250"-20, 316SST	4
22	PAOZZ	5340-01-526-8355	76371	1201218002	..HANDLE, BASE, PUMP	1
23	XDOZZ		59502	4211-N-1/8X1X50FT	..STRIP, WEATHER, 1.00" W X 0.125" THK	2
24	XDOZZ		76371	1002714104	..VOLUTE, PUMP	1
END OF FIGURE						

This page intentionally left Blank.

This page intentionally left Blank.

UNIT, DIRECT AND GENERAL SUPPORT MAINTENANCE
 LIGHTWEIGHT WATER PURIFIER
 SETTLING TANK
 P/N 8000046000
 REPAIR PARTS LIST

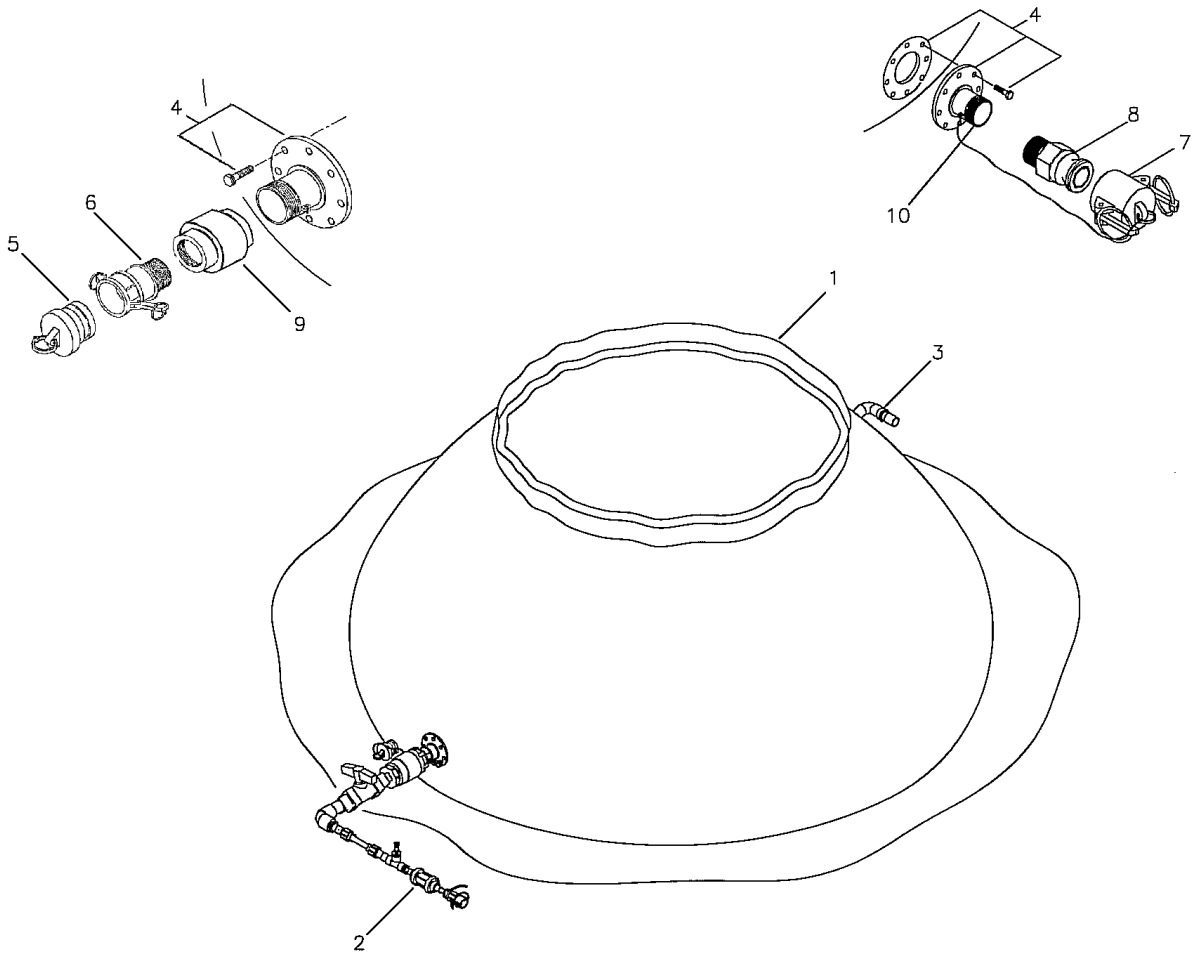


Figure 55. Settling Tank

(1) ITEM NO.	(2) SMR CODE	(3) NSN	(4) CAGEC	(5) PART NUMBER	(6) DESCRIPTION AND USABLE ON CODE (UOC)	(7) QTY
FUNCTIONAL GROUP 1001						
FIGURE 55. SETTLING TANK						
1	PBOOO	5430-01-527-0337	66618	8000046000	..SETTLING TANK (T1)	1
2	XDOZZ		76371	2553712100	..SPOOL PIECE, INLET, SETTLING TANK (SEE WP 0057 00 FOR PARTS BREAKDOWN)	1
3	XDOZZ		76371	2553713100	..SPOOL PIECE, OUTLET, SETTLING TANK (SEE WP 0058 00 FOR PARTS BREAKDOWN)	1
4	XDOZZ		66618	01000722	..FLANGES, INTERNAL AND EXTERNAL, INCLUDES ALL FASTENERS	1
5	PBOZZ	5340-01-527-1886	66618	01000381	..PLUG, DUST, POLYPROPYLENE, 2.000"	1
6	PBOZZ	4730-01-527-1889	66618	01000385	..COUPLER, QUICK DISCONNECT, 2.00"FQD X 2.00" MPT, POLYPROPYLENE	1
7	PBOZZ	4730-01-527-1893	66618	01000382	..CAP, DUST, POLYPROPYLENE, 2.000"	1
8	PBOZZ	4730-01-527-1895	66618	01000384	..ADAPTER, QUICK DISCONNECT, 2.00"MQD X 2.00" MPT, POLYPROPYLENE	1
9	PBOZZ	4730-01-527-1897	66618	02000092	..COUPLING, 2.000" FPT, CPVC	1
10	PBOZZ	4730-01-527-1898	66608	02000093	..NIPPLE, 2.000", CPVC	1
END OF FIGURE						

This page intentionally left Blank.

This page intentionally left Blank.

UNIT, DIRECT AND GENERAL SUPPORT MAINTENANCE
 LIGHTWEIGHT WATER PURIFIER
 SPOOL PIECE, INLET, SETTLING TANK
 P/N 2553712100
 REPAIR PARTS LIST

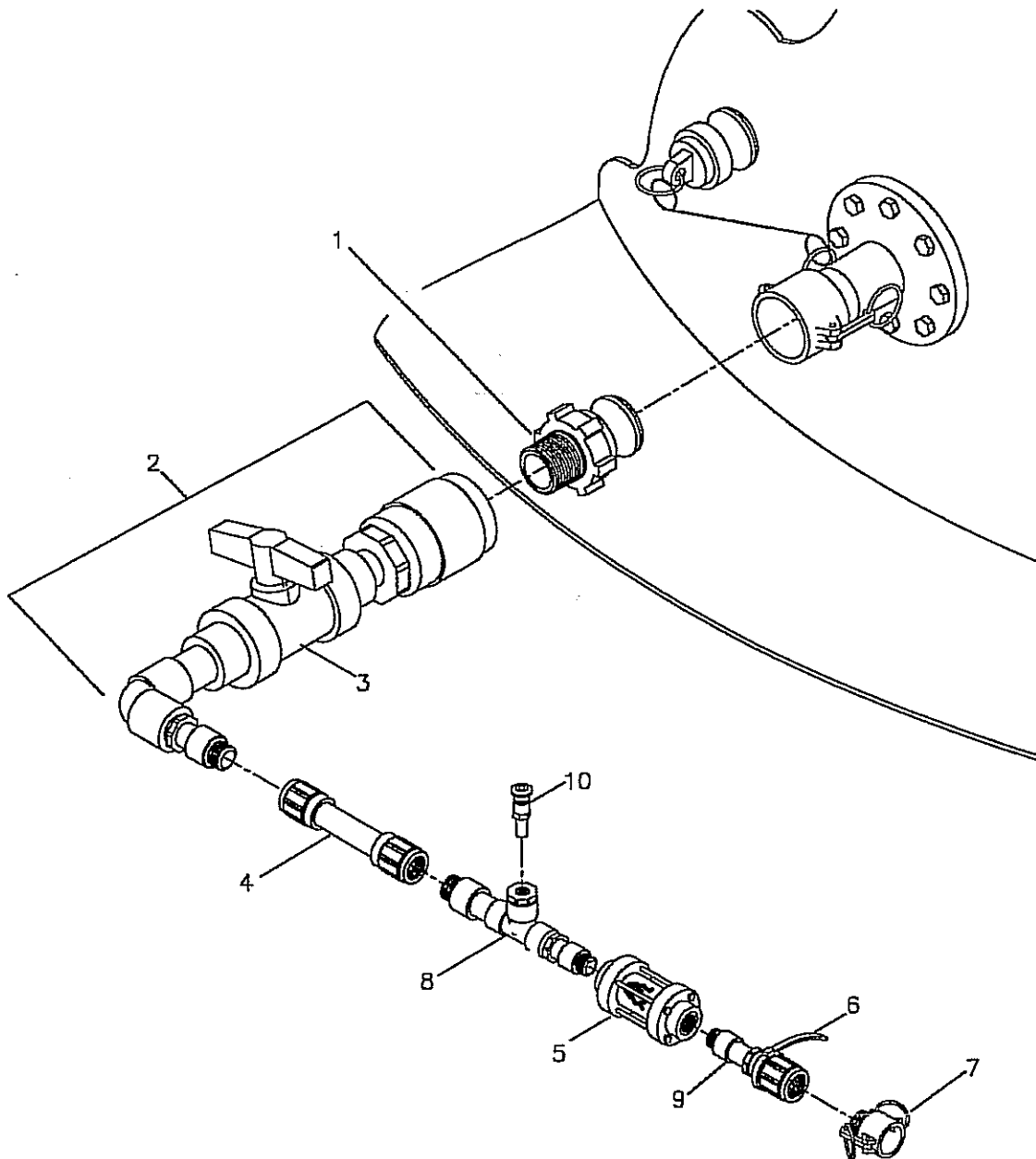


Figure 56. Inlet Settling Tank Spool Piece

(1) ITEM NO.	(2) SMR CODE	(3) NSN	(4) CAGEC	(5) PART NUMBER	(6) DESCRIPTION AND USABLE ON CODE (UOC)	(7) QTY
FUNCTIONAL GROUP 100102						
FIGURE 56. INLET SETTLING TANK SPOOL PIECE						
			76371	2553712100	..SPOOL PIECE, INLET, SETTLING TANK (SEE WP 0056 00)	REF
1	PAOZZ	4730-01-526-7012	33813	2770620SG-20F	..ADAPTER, QUICK DISC, 2.00" MQD X 2.00" MPT.....	1
2	PBOZZ	4710-01-526-7538	76371	2553712101	..WITH BALL VALVE, ASSEMBLY, SPOOL PIECE INLET	1
3	PBOZZ	4820-01-526-7077	1THV5	163 546 344	...VALVE, BALL, 1.00" SKT/THD CPVC (V1).....	1
4	PBOZZ	4610-01-527-4977	0SPV9	050-061CPVC	..MIXER, STATIC, 7 STAGE 0.750" FNPT ENDS, FPT (M1)	1
5	XDOZZ	6680-01-526-7162	02808	5367-005	..INDICATOR, FLOW SIGHT, 0.50" FPT, (SG1) W/ STREAMERS	1
6	XDOZZ		39428	71295K64-GREEN	..TIE WRAP, 8.50", GREEN.....	1
7	PAOZZ	4730-01-526-7188	33813	2770207SG-07B	..COUPLER, QUICK DISC, 0.750" FQD X 0.750" MPT	1
8	PAOZZ	4710-01-526-7554	76371	2553712102	..ASSEMBLY, SPOOL PIECE, INJECTION FITTING.....	1
9	PAOZZ	4730-01-526-7244	76371	2553712103	..ASSEMBLY, SPOOL PIECE	1
10	PAOZZ	4730-01-526-8360	97111	4M-Q4CY-SSP	..COUPLER, QUICK COUPLING, 0.250" MPT, SST W/ SHUTOFF	1
END OF FIGURE						

This page intentionally left Blank.

This page intentionally left Blank.

UNIT, DIRECT AND GENERAL SUPPORT MAINTENANCE
 LIGHTWEIGHT WATER PURIFIER
 SPOOL PIECE, OUTLET, SETTLING TANK
 P/N 2553713100
 REPAIR PARTS LIST

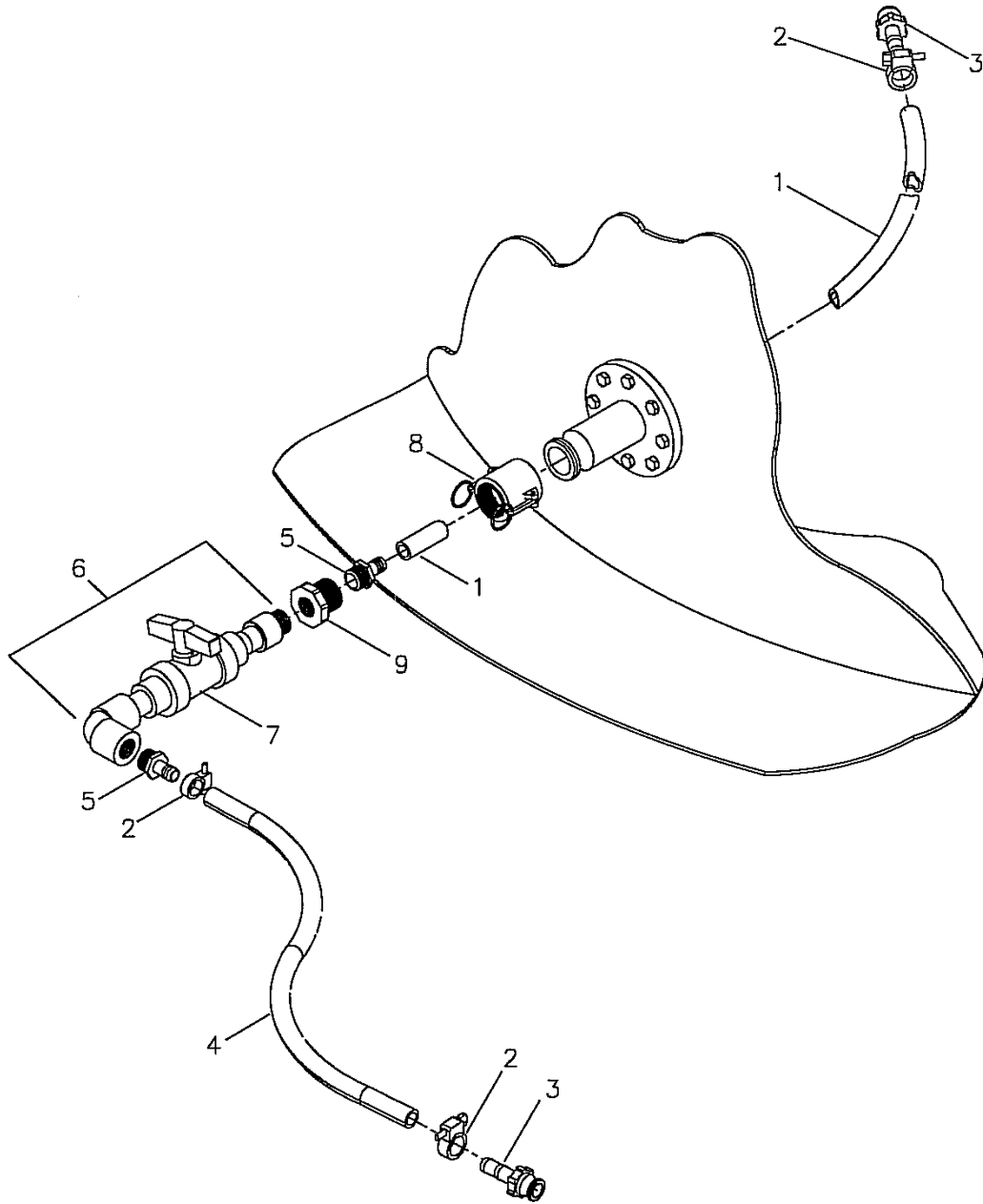


Figure 57. Outlet Settling Tank Spool Piece

(1) ITEM NO.	(2) SMR CODE	(3) NSN	(4) CAGEC	(5) PART NUMBER	(6) DESCRIPTION AND USABLE ON CODE (UOC)	(7) QTY
FUNCTIONAL GROUP 100103						
FIGURE 57. OUTLET SETTLING TANK SPOOL PIECE						
			76371	2553713100	..SPOOL PIECE, OUTLET, SETTLING TANK (SEE WP 0056 00)	REF
1	PAOZZ	4720-01-526-8437	76371	2554677001	..HOSE, DISCHARGE, 0.750" ID, GRADE 3, CLASS 2, 60" LONG	1
2	PAOZZ	4730-01-526-6942	052C4	SS12032	..CLAMPS, HOSE, RING, 0.875"- 1.250" DIA, 316SST	3
3	PAOZZ	4730-01-526-7205	33813	2770507SG-07E	..ADAPTER, QUICK DISCONNECT, 0.750" MQD X HOSE SHANK, POLYPRO.....	2
4	PAOZZ	4720-01-526-8442	76371	2554677002	..HOSE, DISCHARGE, 0.750"ID, GRADE 3, CLASS 2, 24" LONG	1
5	PAOZZ	4730-01-526-7166	20943	TA-101612N	..FITTING, HOSE/TUBE, 0.750"ID X 1.00"PT, NYLON, BARB	2
6	PBOZZ	4710-01-526-7530	76371	2553713101	..ASSEMBLY, SPOOL PIECE, OUTLET, WITH BALL VALVE.....	1
7	PBOZZ	4820-01-526-7077	1THV5	163 546 344	...VALVE, BALL1.00" SKT/THD CPVC (V48)	1
8	PAOZZ	4730-01-526-7189	33813	2770420SG-20D	..COUPLER, QUICK DISCONNECT, 2.00"FQD X 2.00" FPT	1
9	PAOZZ	4730-01-526-9036	76371	2504445000	..BUSHING, HEX, 2.00" MPT X 1.00" FPT, CPVC.....	1
END OF FIGURE						

This page intentionally left Blank.

This page intentionally left Blank.

UNIT, DIRECT AND GENERAL SUPPORT MAINTENANCE
LIGHTWEIGHT WATER PURIFIER
PRODUCT TANK
P/N 8000045202
REPAIR PARTS LIST

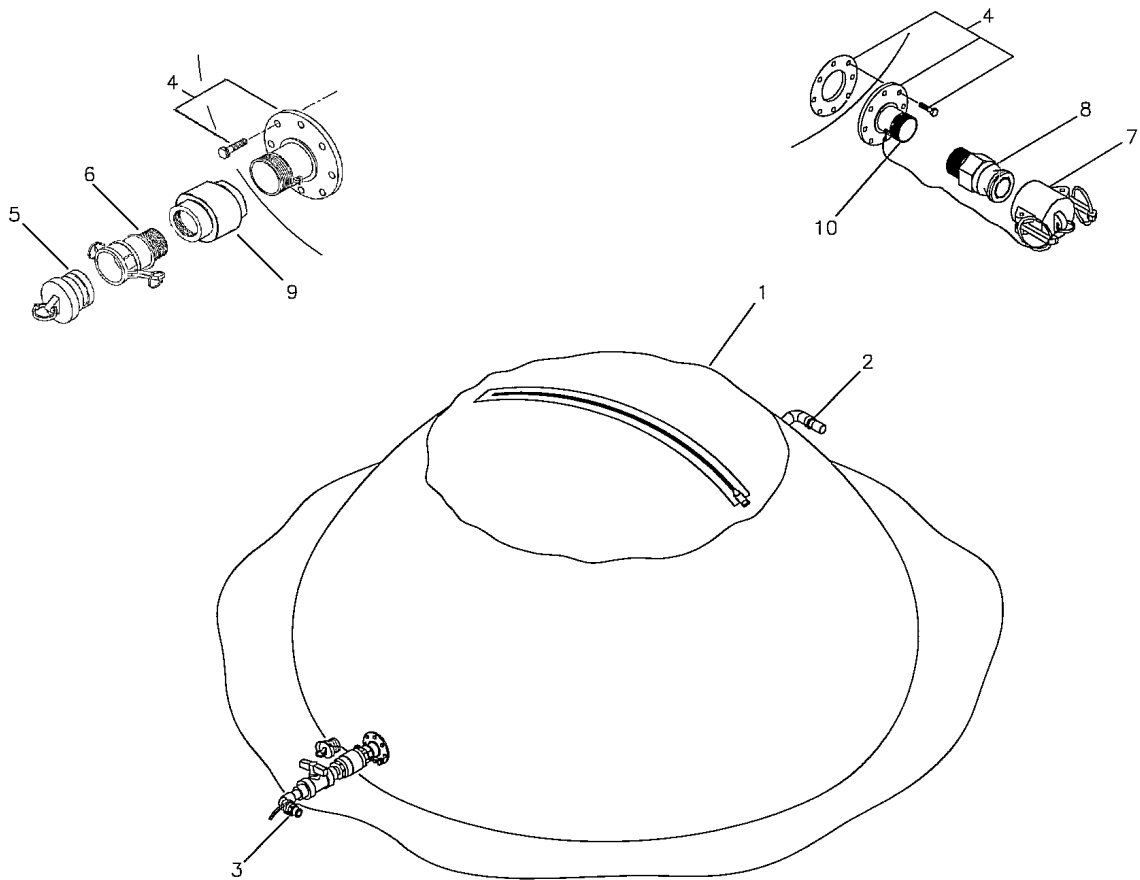


Figure 58. Product Tank

(1) ITEM NO.	(2) SMR CODE	(3) NSN	(4) CAGEC	(5) PART NUMBER	(6) DESCRIPTION AND USABLE ON CODE (UOC)	(7) QTY
FUNCTIONAL GROUP 1002						
FIGURE 58. PRODUCT TANK						
1	PBOOO	5430-01-526-8947	66618	8000045202	..TANK, PRODUCT (T2)	1
2	XDOZZ		76371	2553714100	..ASSEMBLY, SPOOL PIECE, INLET, PRODUCT TANK (SEE WP 0060 00 FOR PARTS BREAKDOWN).....	1
3	XDOZZ		76371	2553715100	..ASSEMBLY, SPOOL PIECE, OUTLET, PRODUCT TANK (SEE WP 0061 00 FOR PARTS BREAKDOWN).....	1
4	XDOZZ		66618	01000722	..FLANGES, INTERNAL AND EXTERNAL, INCLUDES ALL FASTENERS	1
5	PBOZZ	5340-01-527-1886	66618	01000381	..PLUG, DUST, POLYPROPYLENE, 2.000"	1
6	PBOZZ	4730-01-527-1889	66618	01000385	..COUPLER, QUICK DISCONNECT, 2.00"FQD X 2.00" MPT, POLYPROPYLENE	1
7	PBOZZ	4730-01-527-1893	66618	01000382	..CAP, DUST, POLYPROPYLENE, 2.000"	1
8	PBOZZ	4730-01-527-1895	66618	01000384	..ADAPTER, QUICK DISCONNECT, 2.00"MQD X 2.00" MPT, POLYPROPYLENE	1
9	PBOZZ	4730-01-527-1897	66618	02000092	..COUPLING, 2.000" FPT, CPVC	1
10	PBOZZ	4730-01-527-1898	66608	02000093	..NIPPLE, 2.000", CPVC	1
END OF FIGURE						

This page intentionally left Blank.

This page intentionally left Blank.

UNIT, DIRECT AND GENERAL SUPPORT MAINTENANCE
LIGHTWEIGHT WATER PURIFIER
SPOOL PIECE, INLET, PRODUCT TANK
P/N 2553714100
REPAIR PARTS LIST

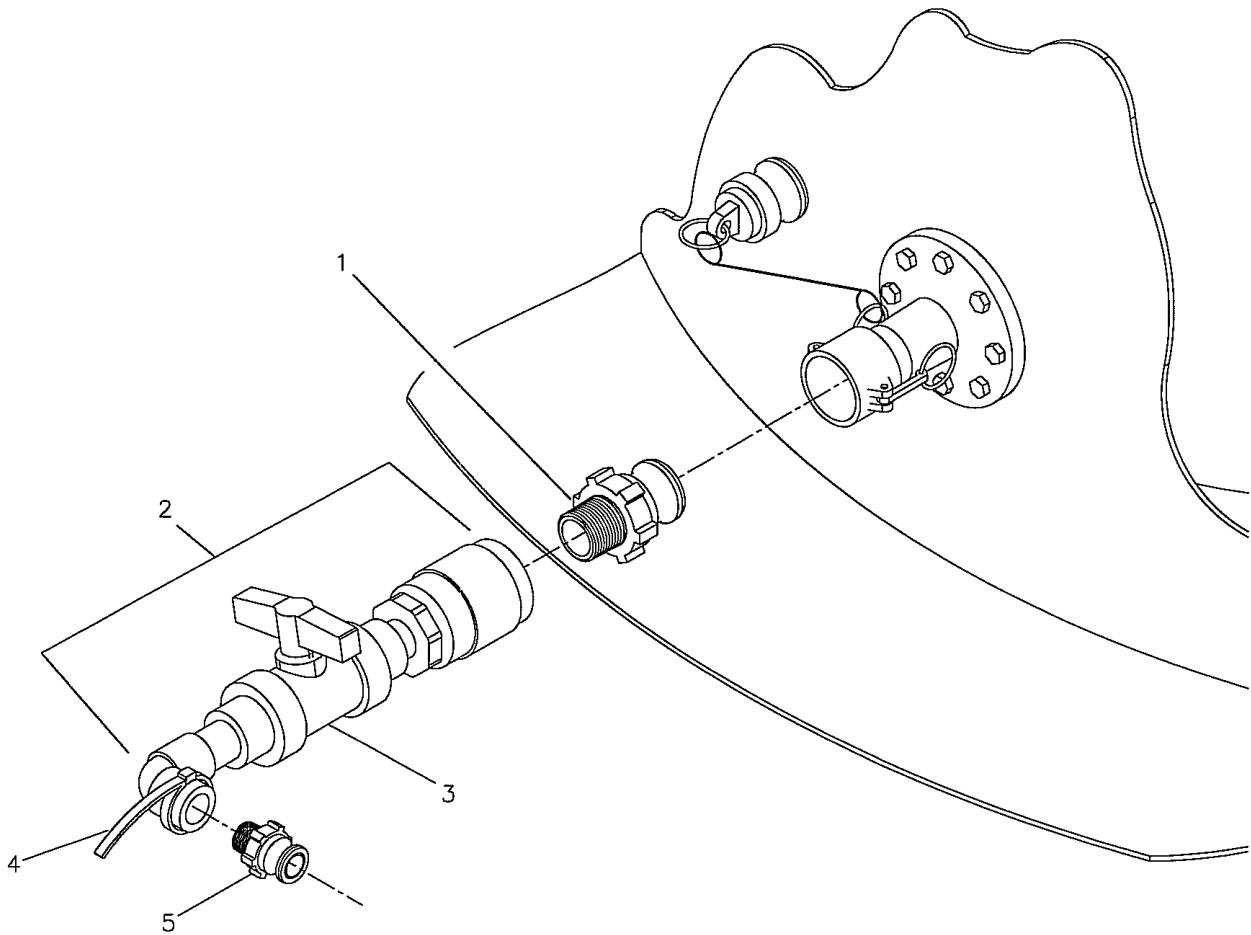


Figure 59. Product Tank Inlet Spool Piece

(1) ITEM NO.	(2) SMR CODE	(3) NSN	(4) CAGEC	(5) PART NUMBER	(6) DESCRIPTION AND USABLE ON CODE (UOC)	(7) QTY
FUNCTIONAL GROUP 100202						
FIGURE 59. PRODUCT TANK INLET SPOOL PIECE						
			76371	2553714100	..SPOOL PIECE, INLET, PRODUCT TANK (SEE WP 0059 00)	REF
1	PBOZZ	4730-01-526-7012	33813	2770620SG-20F	..ADAPTER, QUICK DISCONNECT, 2"MQD X 2"MPT...	1
2	PBOZZ	4710-01-527-1401	76371	2553714101	..ASSEMBLY, SPOOL PIECE, PRODUCT INLET (INCLUDES ALL GLUED PIECES AND BALL VALVE)	1
3	PBOZZ	4820-01-526-7077	1THV5	163 546 344	...VALVE, BALL, 1.00"SKT/THD CPVC (V49).....	1
4	PBOZZ	5340-01-248-4747	39428	7130K14	..TIE WRAP, NATURAL.....	1
5	PBOZZ	4730-01-526-7009	33813	2770610SG-10F	..ADAPTER, QUICK DISCONNECT, 1.00"MPT X 1.00"MPT.....	1
END OF FIGURE						

This page intentionally left Blank.

This page intentionally left Blank.

UNIT, DIRECT AND GENERAL SUPPORT MAINTENANCE
 LIGHTWEIGHT WATER PURIFIER
 SPOOL PIECE, OUTLET, PRODUCT TANK
 P/N 2553715100
 REPAIR PARTS LIST

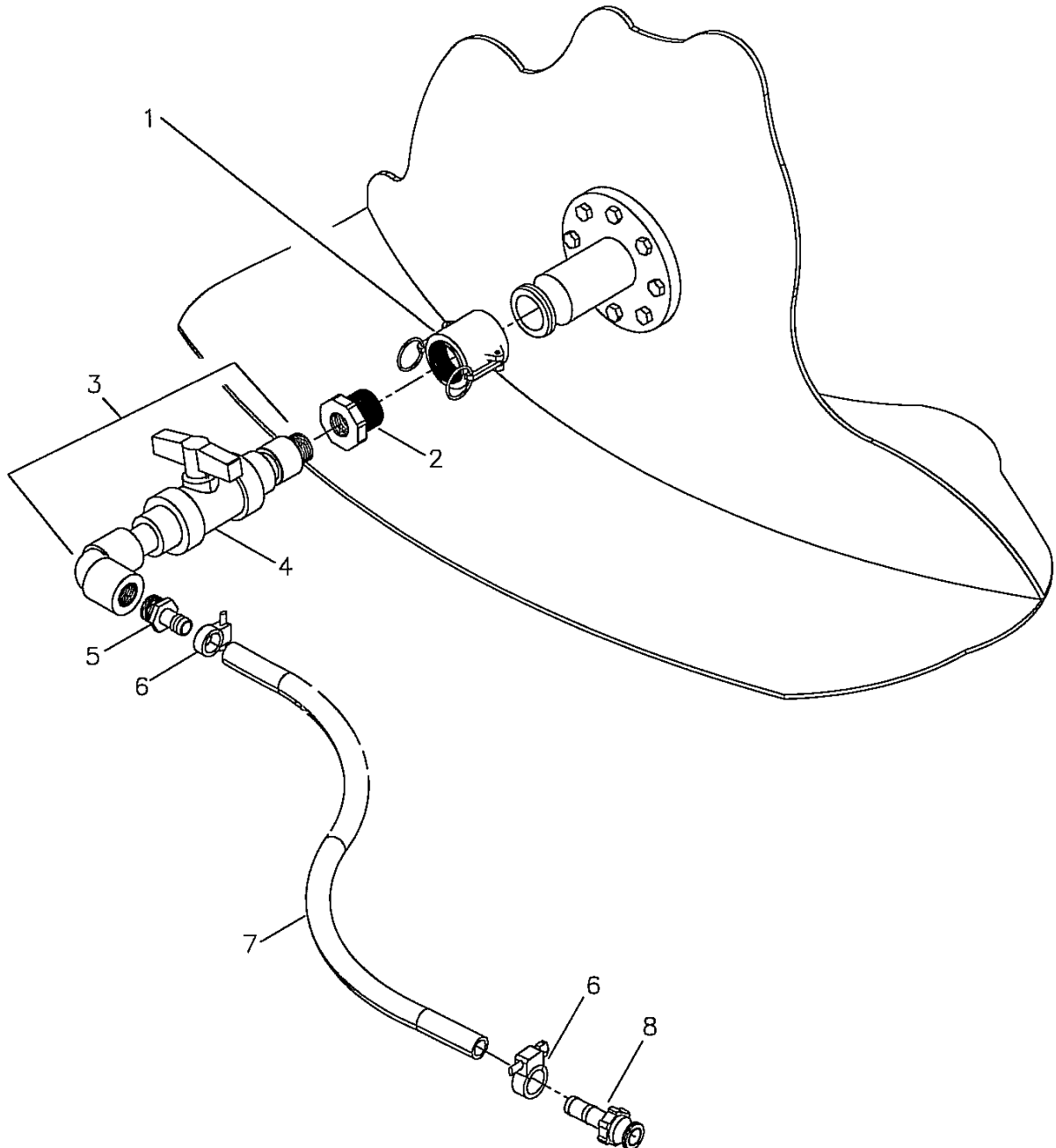


Figure 60. Product Tank Outlet Spool Piece

(1) ITEM NO.	(2) SMR CODE	(3) NSN	(4) CAGEC	(5) PART NUMBER	(6) DESCRIPTION AND USABLE ON CODE (UOC)	(7) QTY
FUNCTIONAL GROUP 100203						
FIGURE 60. PRODUCT TANK OUTLET SPOOL PIECE						
			76371	2553715100	..SPOOL PIECE, OUTLET, PRODUCT TANK (SEE WP 0059 00).....	REF
1	PBOZZ	4730-01-526-7189	33813	2770420SG-20D	..COUPLER, QUICK DISCONNECT, 2.00"FQD X 2.00"FPT	1
2	PBOZZ	4730-01-526-9036	76371	2504445000	..BUSHING, HEX, 2.00"MPT X 1.00"FPT, CPVC	1
3	PBOZZ	4710-01-526-7532	76371	2553715101	..ASSEMBLY, SPOOL PIECE, PRODUCT OUTLET (INCLUDES GLUED PARTS AND BALL VALVE).....	1
4	PBOZZ	4820-01-526-7077	1THV5	163 546 344	...VALVE, BALL, 1.00"SKT/THD CPVC (V47).....	1
5	PBOZZ	4730-01-526-7167	39428	5218K47	..NIPPLE, HOSE, 1.00"ID HOSE X 1.00"MPT.....	1
6	PBOZZ	4730-01-526-8712	052C4	SS12044	..CLAMPS, HOSE, RING, 1.250∇- 1.750∇ DIA, 316SST	2
7	PBOZZ	4720-01-526-8435	76371	2554528101	..HOSE, DISCHARGE, 1.00"ID, 2' LONG	1
8	PBOZZ	4730-01-526-7197	33813	2770510SG-10E	..ADAPTER, QUICK DISCONNECT, 1.00"MQD X 1.00"HOSE SHANK.....	1
END OF FIGURE						

This page intentionally left Blank.

UNIT, DIRECT AND GENERAL SUPPORT MAINTENANCE
 LIGHTWEIGHT WATER PURIFIER
 COLD WEATHER KIT
 P/N 3600511000
 REPAIR PARTS LIST

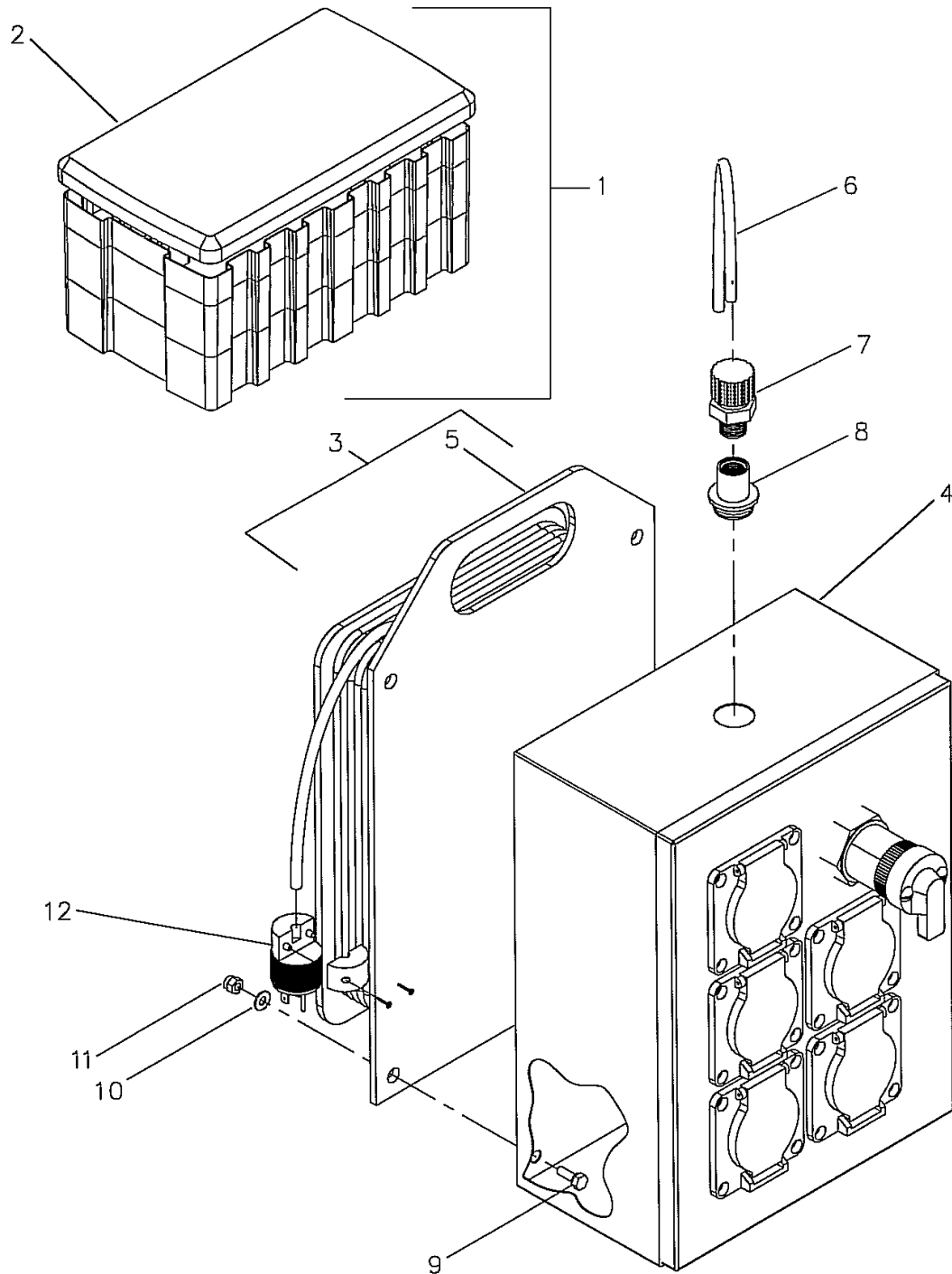


Figure 61. Cold Weather Kit

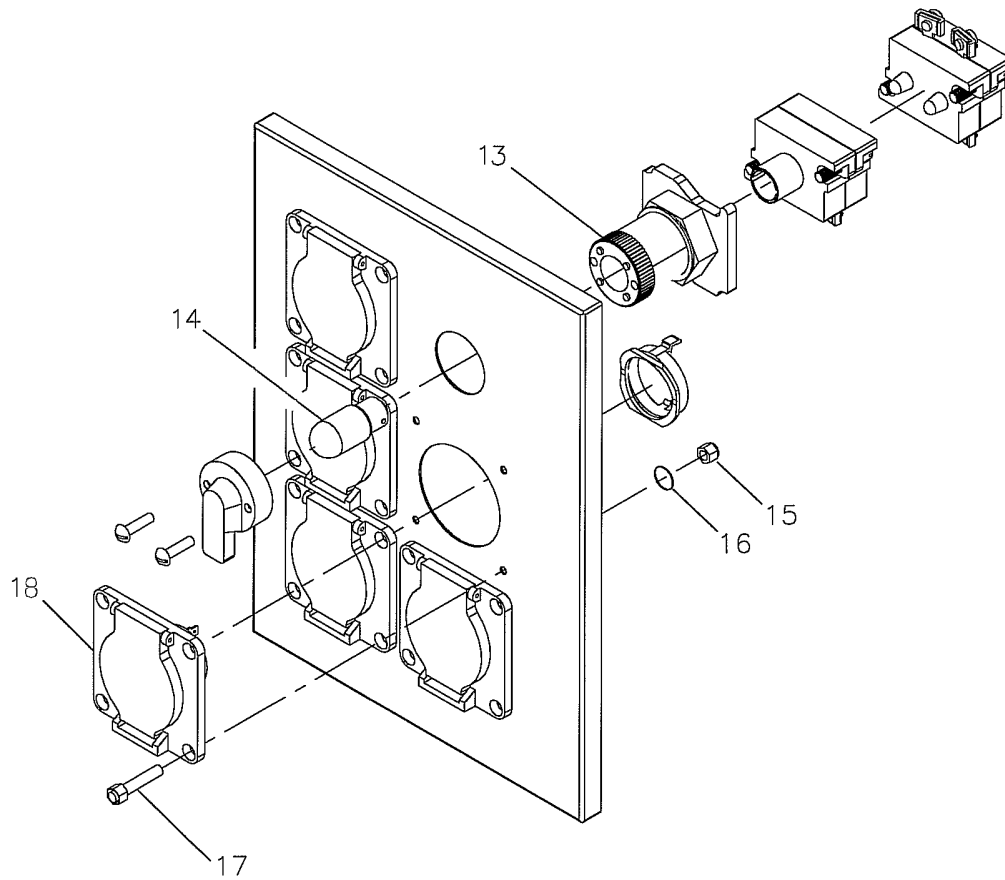


Figure 61. Cold Weather Kit (Sheet 2 of 5)

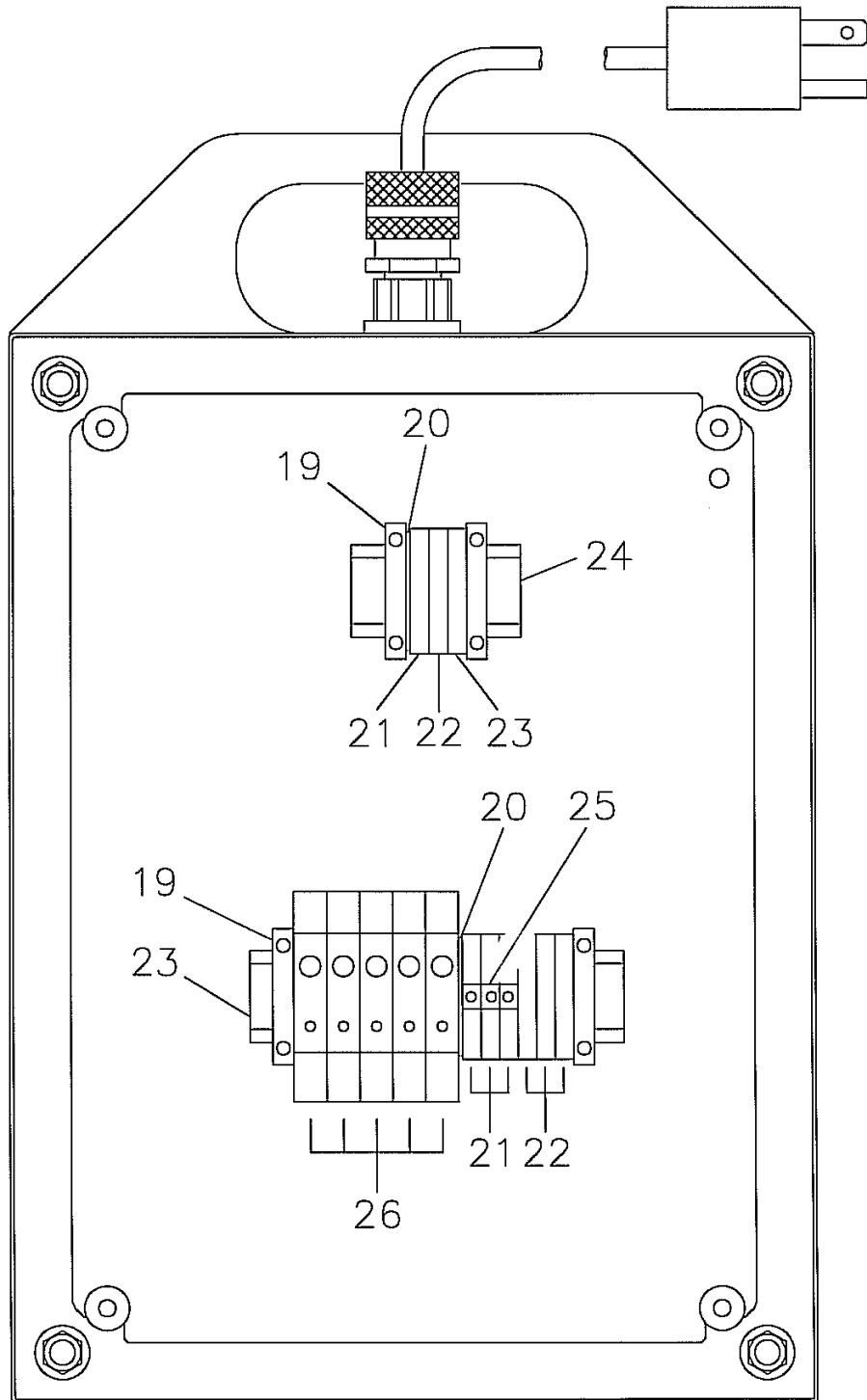


Figure 61. Cold Weather Kit (Sheet 3 of 5)

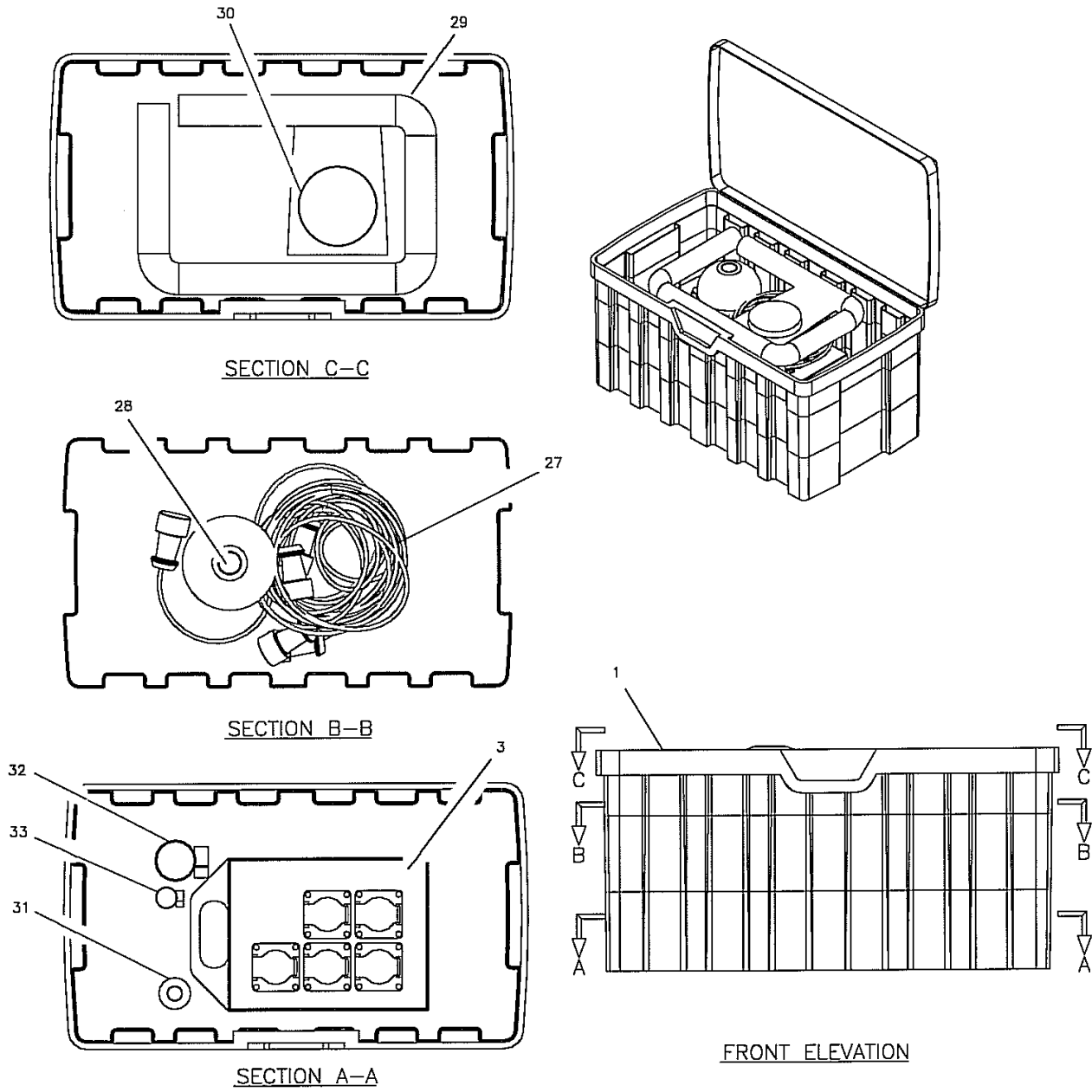


Figure 61. Cold Weather Kit (Sheet 4 of 5)

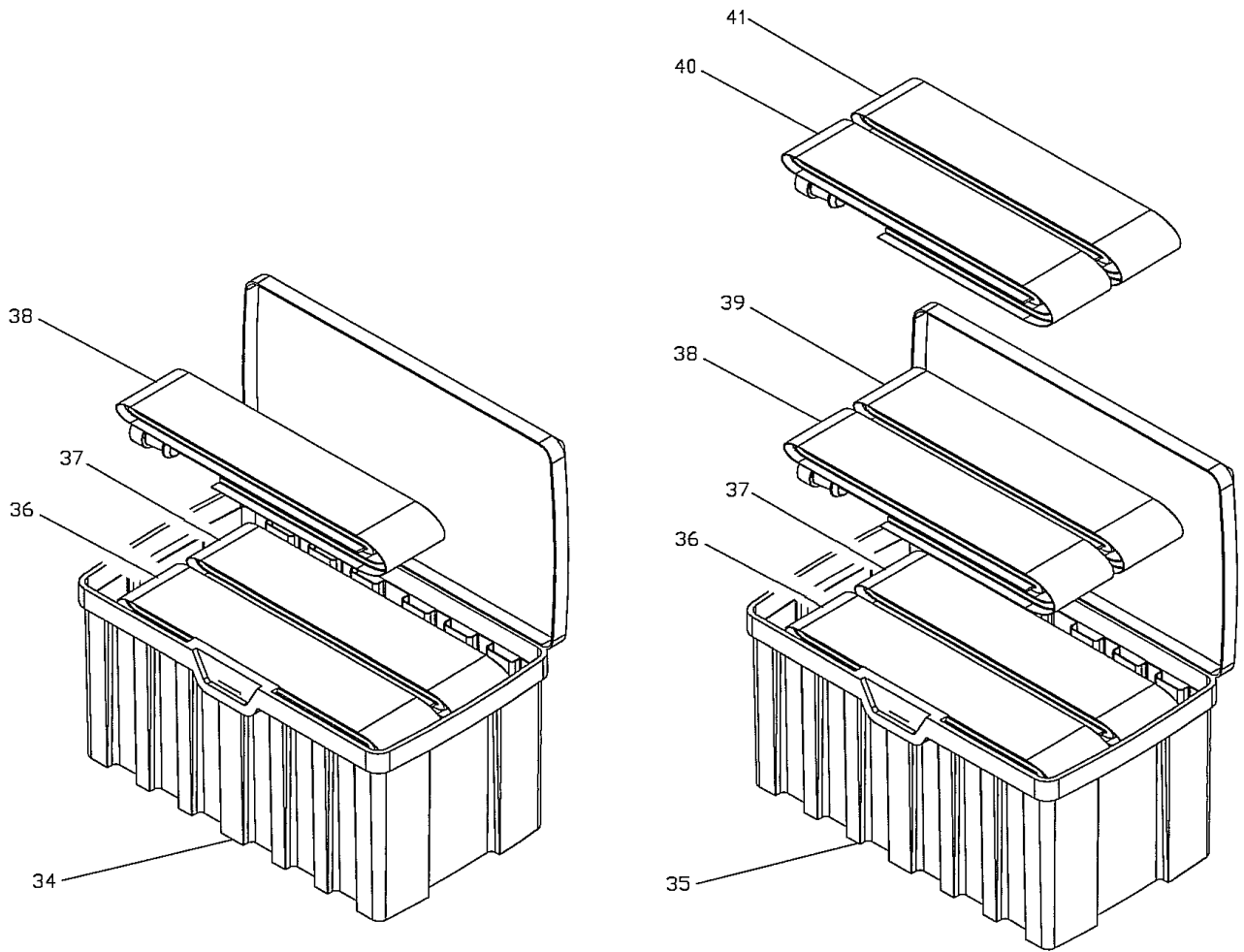


Figure 61. Cold Weather Kit (Sheet 5 of 5)

(1) ITEM NO.	(2) SMR CODE	(3) NSN	(4) CAGEC	(5) PART NUMBER	(6) DESCRIPTION AND USABLE ON CODE (UOC)	(7) QTY
FUNCTIONAL GROUP 11						
FIGURE 61. COLD WEATHER KIT						
1	XDOZZ		76371	3600511000	.KIT, COLD WEATHER.....	1
2	PDOZZ	2540-01-527-0323	76371	3600493005	..CONTAINER, STORAGE	1
3	XDOOO		76371	2203960000	...PANEL, POWER DISTRIBUTION	1
4	XDOZZ		76371	2203995000ENCLOSURE, POWER DISTRIBUTION PANEL	1
5	XDOZZ		76371	2203995000-1BRACKET, CABLE	1
6	XDOZZ		81774	01342-15CORD, PORTABLE, 16AWG.....	1
7	PAOZZ	5975-01-527-6214	76371	2809513000-PCONNECTOR, CORD, CARC-PAINTED	1
8	XDOZZ		76371	2802438000-PHUB, ALUMINUM	1
9	PAOZZ		76371	3500533000CAPSCREW, HEX	4
10	XDOZZ	5310-01-526-4202	76371	3502185000WASHER, FLAT	4
11	XDOZZ	5310-01-526-4846	76371	3501064000NUT, HEX, W/NYLON INSERT ...	4
12	PBOZZ	5935-01-527-1400	74545	HBL5280CPLUG, CABLE	1
13	XDOOO		76371	2850298000SWITCH, SELECTOR, 2 POSITION (SW1)	1
14	PAOZZ	6240-00-941-8487	08806	755LAMP, INCANDESCENT (L1) ...	1
15	PAOZZ	5310-01-526-8386	76371	3503393000NUT, HEX, W/NYLON INSERT ...	20
16	PAOZZ	5310-01-526-8035	76371	3503309000WASHER, FLAT	20
17	PAOZZ	5305-01-526-8498	76371	3503308000SCREW, HEX	20
18	PBOZZ	5935-01-527-0342	74545	HBL2310SWRECEPTACLE, PANEL (J1, J2, J3, J4, J5)	5
19	XDOZZ	5940-01-436-5730	01121	1492-EA35STOP, END, TERMINAL BLOCK	4
20	XDOZZ		01121	1492-EB10SECTION, END BARRIER, TERMINAL BLOCK	2
21	XDOZZ		01121	1492-W6-WBLOCK, TERMINAL, 600V, #18-8AWG, WHITE BODY	4
22	XDOZZ		01121	1492-W6-BLBLOCK, TERMINAL, 600V, #18-8AWG, BLACK BODY	1
23	XDOZZ	5940-01-464-3534	01121	1492-WG6BLOCK, TERMINAL, 600V, #22-10AWG, GREEN/YELLOW	4
24	XDOZZ	5340-01-526-8353	01121	199-DR1CHANNEL, MOUNTING	2
25	XD0ZZ		01121	1492-CJ7-3JUMPER, CENTER, 3 POLE	1
26	XDOZZ		01121	1492-GH020BLOCK, CIRCUIT BREAKER (CB1, CB2, CB3, CB4, CB5)	5
27	PBOZZ	6150-01-526-8340	76371	2850265101	...CABLE, EXTENSION CORD.....	1
28	XDOZZ		77570	P71770-01	...BLANKET, THERMAL, PUMP	1
29	PBOZZ	4720-01-527-2439	1V0W0	RSL00046	...HOSE, EXHAUST	1
30	XDOZZ		0J0S5	9CO-5	...DETECTOR, CARBON MONOXIDE	1
31	XDOZZ		76371	2554663000	...ADAPTER, ENGINE EXHAUST ...	1
32	PAOZZ	4730-01-526-7185	052C4	SS12076	...CLAMP, HOSE, 2.0 TO 3.0	1
36	PAOZZ	4730-01-526-6942	052C4	SS12032	...CLAMP, HOSE, 0.875 TO 1.250 ..	1
34	PDOZZ	2540-01-527-0324	76371	3600493003	..BOX, OVERPACK KIT	1
35	PDOZZ	2540-01-527-0321	76371	3600493004	..BOX, OVERPACK KIT	1
36	XDOZZ	4520-01-527-6305	77570	P71100-10	..BLANKET, THERMAL, 10FT	3
37	XDOZZ	4520-01-527-6316	77570	P71100-20	..BLANKET, THERMAL, 20FT	3

(1) ITEM NO.	(2) SMR CODE	(3) NSN	(4) CAGEC	(5) PART NUMBER	(6) DESCRIPTION AND USABLE ON CODE (UOC)	(7) QTY
38	XDOZZ	4520-01-527-6323	77570	P71100-21	..BLANKET, THERMAL, 20FT	3
39	XDOZZ	4520-01-527-6307	77570	P71150-10	..BLANKET, THERMAL, 10FT	1
40	XDOZZ	4520-01-527-6464	77570	P71150-20	..BLANKET, THERMAL, 20FT	1
41	XDOZZ	4520-01-527-6466	77570	P71150-21	..BLANKET, THERMAL, 20FT	1
END OF FIGURE						

This page intentionally left Blank.

**UNIT, DIRECT AND GENERAL SUPPORT MAINTENANCE
LIGHTWEIGHT WATER PURIFIER
P/N 3600555000
SPECIAL TOOLS LIST**

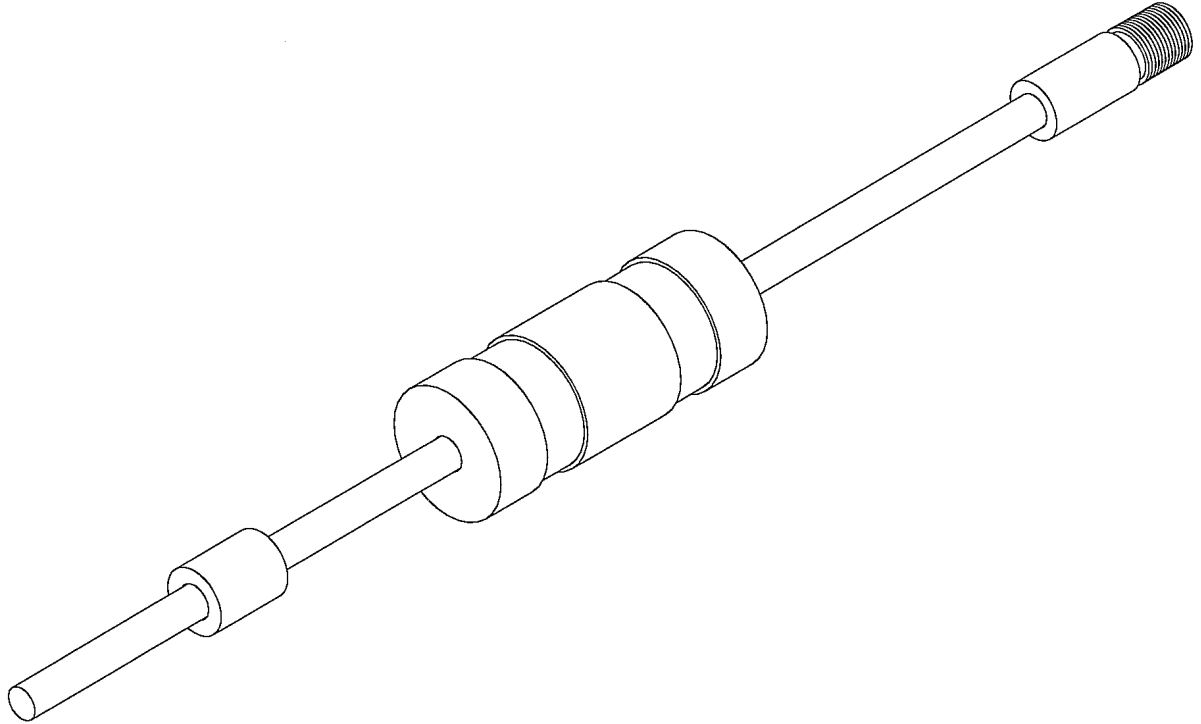


Figure 62. Special Tools

(1) ITEM NO.	(2) SMR CODE	(3) NSN	(4) CAGEC	(5) PART NUMBER	(6) DESCRIPTION AND USABLE ON CODE (UOC)	(7) QTY
FUNCTIONAL GROUP 12						
FIGURE 62. SPECIAL TOOLS						
1	PDOZZ	5120-01-527-9172	76371	3600555000	.PULLER, ENDCAP.....	1
END OF FIGURE						

This page intentionally left Blank.

This page intentionally left Blank.

UNIT, DIRECT AND GENERAL SUPPORT MAINTENANCE
 LIGHTWEIGHT WATER PURIFIER
 NBC CARTRIDGE ASSEMBLY
 P/N 3802790000
 ASSOCIATED EQUIPMENT LIST

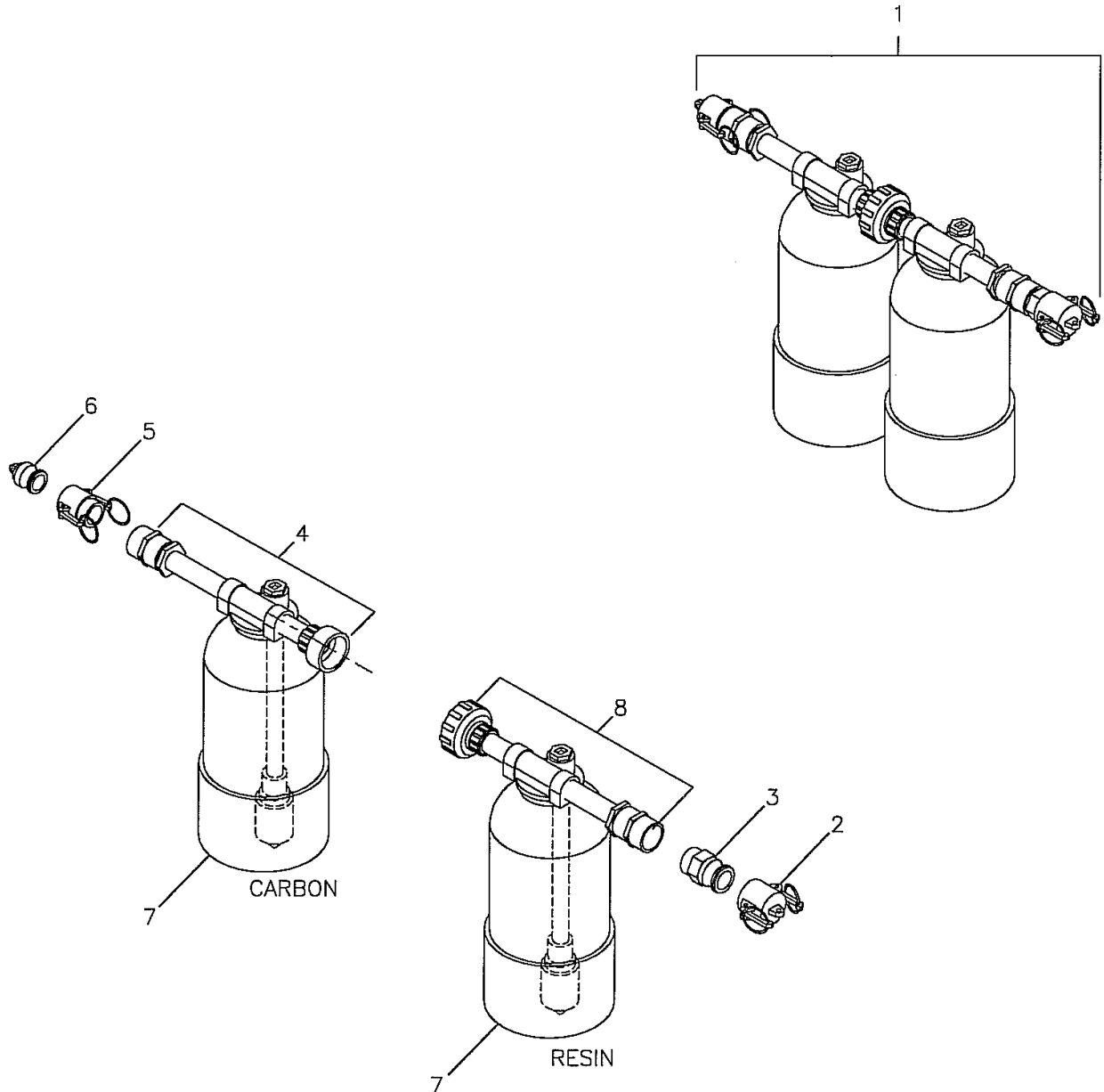


Figure 63. NBC Cartridge Assembly

(1) ITEM NO.	(2) SMR CODE	(3) NSN	(4) CAGEC	(5) PART NUMBER	(6) DESCRIPTION AND USABLE ON CODE (UOC)	(7) QTY
FUNCTIONAL GROUP 1301						
FIGURE 63. NBC CARTRIDGE ASSEMBLY						
1	PBOZZ	4610-01-526-8759	76371	3802790000	..CARTRIDGE ASSEMBLY, NBC	1
2	PAOZZ	4730-01-526-7015	33813	2771110SG-10V	..CAP, DUST, QUICK DISC, 1.00∇ FQD	1
3	PAOZZ	4730-01-526-7009	33813	2770610SG-10F	..ADAPTER, QUICK DISC, 1.00∇ MQD X 1.00∇ MPT	1
4	PAOZZ	4710-01-526-7529	76371	3802790001	..ASSEMBLY, MANIFOLD, CARBON TANK CARTRIDGE	1
5	PAOZZ	4730-01-526-7071	33813	2770210SG-10B	..COUPLER, QUICK DIS- CONNECT, 1.00∇ FQD X 1.00∇ MPT	1
6	PAOZZ	5340-01-526-6954	33813	2771210SG-10W	..PLUG, DUST, QUICK DISC CONNECT, 1.00∇ MQD	1
7	PAOZZ	4610-01-526-8948	1YQY0	30109	..TANK, 6.00∇W X 12.00∇ H	2
8	PAOZZ	4710-01-526-7528	76371	3802790002	..ASSEMBLY, MANIFOLD, RESIN TANK CARTRIDGE	1
END OF FIGURE						

**UNIT, DIRECT AND GENERAL SUPPORT MAINTENANCE
 LIGHTWEIGHT WATER PURIFIER
 CLEANING ADAPTER
 P/N 2554647000
 ASSOCIATED EQUIPMENT LIST**

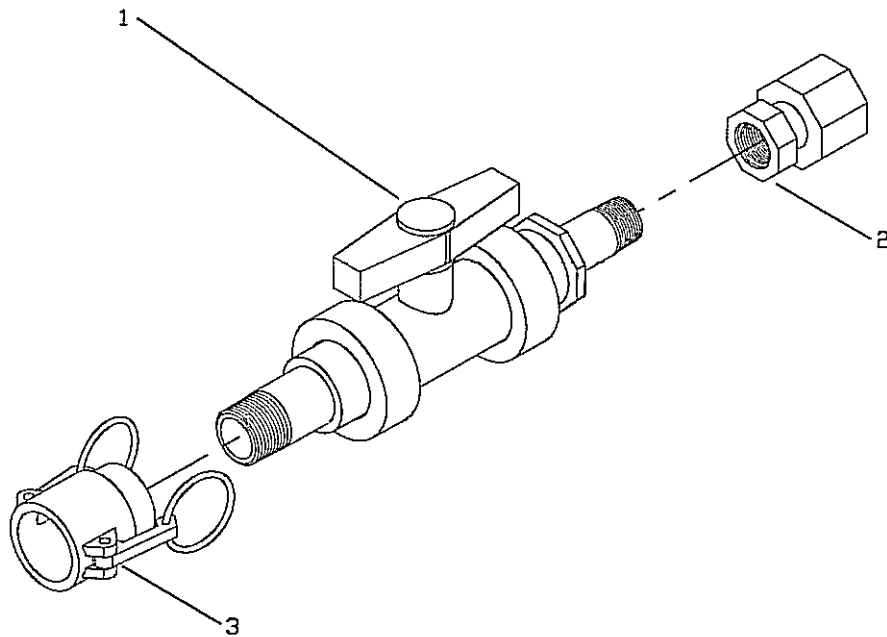


Figure 64. Cleaning Adapter

(1) ITEM NO.	(2) SMR CODE	(3) NSN	(4) CAGEC	(5) PART NUMBER	(6) DESCRIPTION AND USABLE ON CODE (UOC)	(7) QTY
FUNCTIONAL GROUP 10302						
FIGURE 64. CLEANING ADAPTER						
			76371	2554647000	..ADAPTER, CLEANING	1
1	PAOZZ	4820-01-5262261	ITHV5	163-546-343	..VALVE, BALL, 0.750"SKT/THD	1
2	PAOZZ	4730-01-527-1419	01276	259-2242-8-8	..ADAPTER, 0.50"OD TUBE	1
3	PAOZZ	4730-01-526-7190	33813	2770407SG-07D	..COUPLER, QUICK DISCONNECT, 0.750"FQD X 0.750"FPT	1
END OF FIGURE						

UNIT, DIRECT AND GENERAL SUPPORT MAINTENANCE
LIGHTWEIGHT WATER PURIFIER
RAW WATER STRAINER ASSEMBLY
P/N 2101230000
ASSOCIATED EQUIPMENT LIST

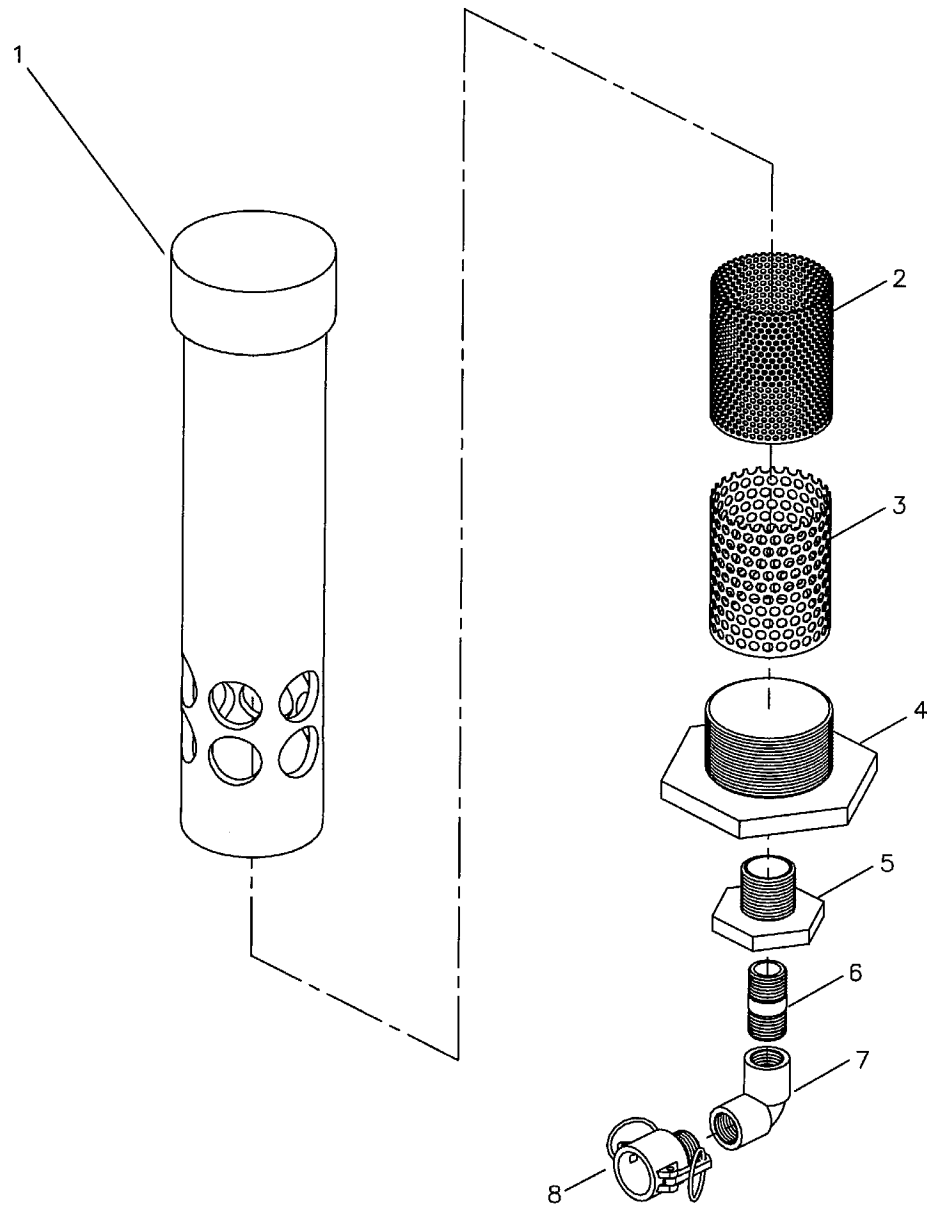


Figure 65. Raw Water Strainer Assembly

(1) ITEM NO.	(2) SMR CODE	(3) NSN	(4) CAGEC	(5) PART NUMBER	(6) DESCRIPTION AND USABLE ON CODE (UOC)	(7) QTY
FUNCTIONAL GROUP 1303						
FIGURE 65. RAW WATER STRAINER ASSEMBLY						
			76371	2101230000	..STRAINER, ASSEMBLY, RAW WATER, 0.750" CAM, 200 MICRON (S1)	REF
1	PBOZZ	4730-01-526-8361	76371	2101230003	..BODY, FEED STRAINER	1
2	PBOZZ	4730-01-527-2007	76371	6170007000	..CLOTH, WIRE	1
3	PBOZZ	4730-01-526-9063	76371	2101230004	..SCREEN, STRAINER	1
4	PBOZZ	4730-01-526-9035	76371	2554607000	..BUSHING, HEX, REDUCER, 3"MPT X 1.50" FPT, CPVC	1
5	PBOZZ	4730-01-526-9034	76371	2507689000	..BUSHING, HEX, CPVC, 1.50"MPT X 0.750" FPT,	1
6	PBOZZ	4730-01-526-9056	76371	2553673000	..NIPPLE, 0.750" TBE, 2.00" LG CPVC.....	1
7	PBOZZ	4730-01-526-9051	76371	2504402000	..ELBOW 90, CPVC, 0.750"FPT	1
8	PBOZZ	4730-01-526-7188	33813	2770207SG-07B	..COUPLER, QUICK DISC, 0.750" FQD, X 0.750" MPT.....	1
END OF FIGURE						

UNIT, DIRECT AND GENERAL SUPPORT MAINTENANCE
 LIGHTWEIGHT WATER PURIFIER
 PRIMING PUMP ASSEMBLY
 P/N 1002715001
 ASSOCIATED EQUIPMENT LIST

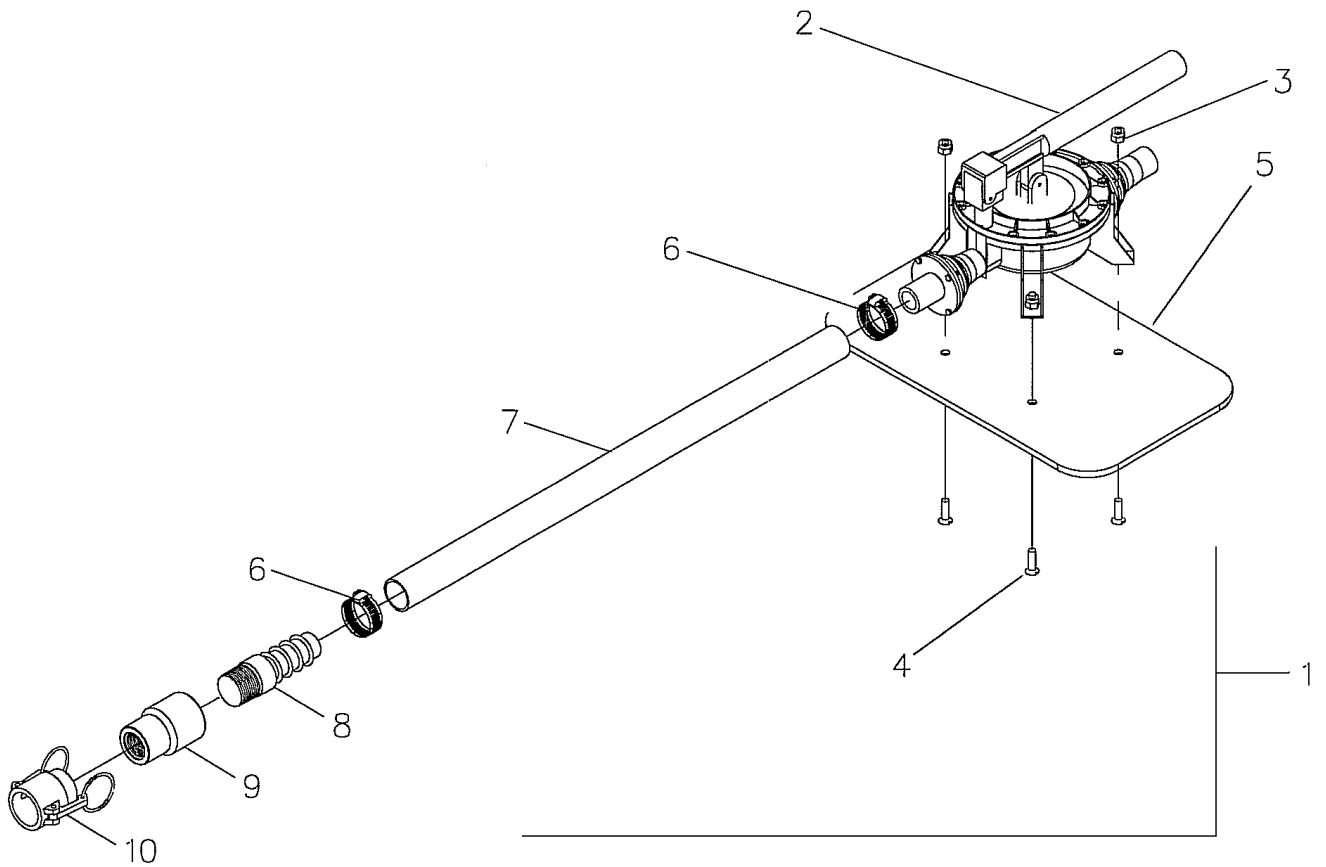


Figure 66. Priming Pump Assembly

(1) ITEM NO.	(2) SMR CODE	(3) NSN	(4) CAGEC	(5) PART NUMBER	(6) DESCRIPTION AND USABLE ON CODE (UOC)	(7) QTY
FUNCTIONAL GROUP 1304						
FIGURE 66. PRIMING PUMP ASSEMBLY						
1	XDOZZ		76371	1002715001	..PRIMING PUMP ASSEMBLY	F
2	PBOZZ	4320-01-526-8346	39428	4332K17	..PUMP, PRIMING, MANUAL DIAPHRAGM	1
3	PAOZZ	5310-01-526-8382	76371	3501063000	..NUT, LOCK, 0.250"-20 W/NYLON INSERT.....	4
4	PAOZZ	5305-01-526-8497	76371	3503347000	..SCREW, MACHINE, 0.250"-20 X 0.750"LG.....	4
5	XDOZZ		76371	2553851000	..BASE, PRIMING PUMP.....	1
6	PAOZZ	4730-01-526-6942	052C4	SS12032	..CLAMP, HOSE	3
7	PAOZZ	4720-01-526-8434	76371	2554528102	..HOSE, 1.390"OD X 1.0"ID, 3' LONG	1
8	PAOZZ	4730-01-124-3712	62531	1436-010	..CONNECTOR, MALE, ADAPTER, 1.0"ID HOSE X 1.0"MPT	1
9	XDOZZ		76371	2509075000	..COUPLING, 1.0"FPT X 0.75"FPT..	1
10	PAOZZ	4730-01-526-7071	33813	2770210SG10B	..COUPLER, QUICK DISCONNECT, 0.75"FQD X 0.75"MPT, BRASS.....	1
END OF FIGURE						

**UNIT, DIRECT AND GENERAL SUPPORT MAINTENANCE
 LIGHTWEIGHT WATER PURIFIER
 FLOATING STRAINER
 P/N 210116000
 ASSOCIATED EQUIPMENT LIST**

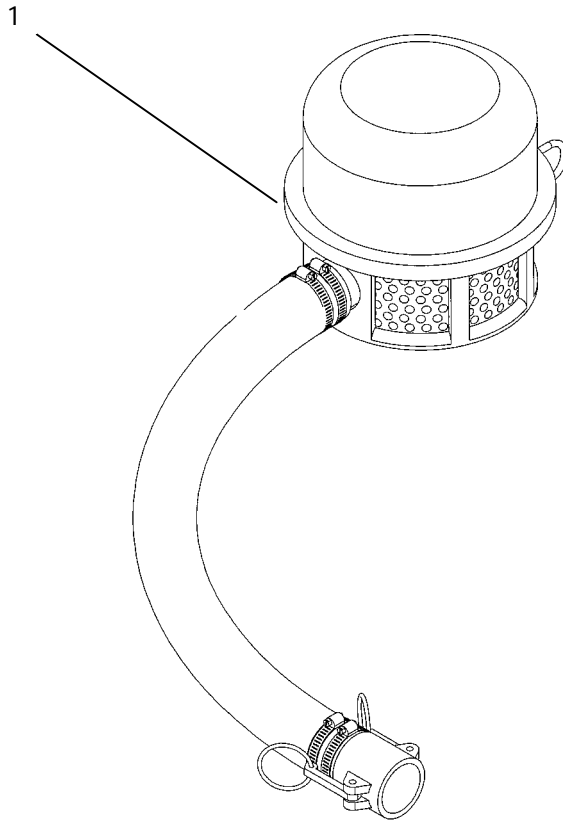


Figure 67. Floating Strainer

(1) ITEM NO.	(2) SMR CODE	(3) NSN	(4) CAGEC	(5) PART NUMBER	(6) DESCRIPTION AND USABLE ON CODE (UOC)	(7) QTY
FUNCTIONAL GROUP 1305						
FIGURE 67. FLOATING STRAINER						
1	PBOZZ	4730-01-526-8946	52330	1873M	.STRAINER, FLOATING, 410 MICRON (S1).....	1
END OF FIGURE						

UNIT, DIRECT AND GENERAL SUPPORT MAINTENANCE
 LIGHTWEIGHT WATER PURIFIER
 IMMERSION HEATER ASSEMBLY
 P/N 2850332001
 ASSOCIATED EQUIPMENT LIST

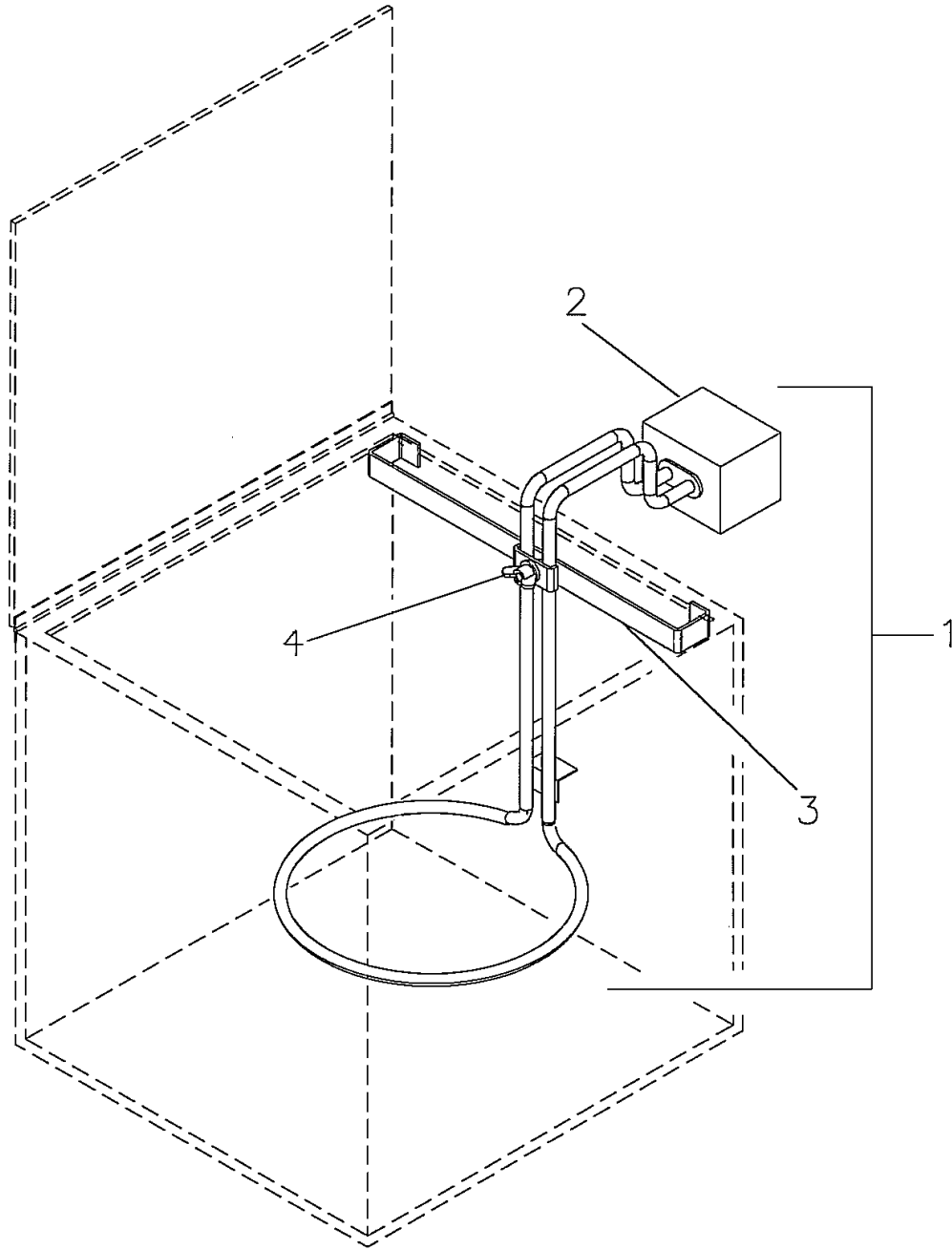


Figure 68. Immersion Heater Assembly

(1) ITEM NO.	(2) SMR CODE	(3) NSN	(4) CAGEC	(5) PART NUMBER	(6) DESCRIPTION AND USABLE ON CODE (UOC)	(7) QTY
FUNCTIONAL GROUP 1306						
FIGURE 68. IMMERSION HEATER ASSEMBLY						
1	XDOZZ		76371	2850332001	.HEATER, IMMERSION, ASSEMBLY	1
2	XDOZZ	4520-01-526-8350	76371	2850332000	..HEATER, IMMERSION.....	1
3	PBOZZ	5340-01-526-8349	76371	2850332002	..ASSEMBLY, BRACKET.....	1
4	PBOZZ	5310-01-526-8395	76371	3502788000	...NUT, WING, 0.3875".....	1
END OF FIGURE						

This page intentionally left Blank.

**UNIT, DIRECT AND GENERAL SUPPORT MAINTENANCE
LIGHTWEIGHT WATER PURIFIER
REPAIR PARTS KITS**

(1) ITEM NO.	(2) SMR CODE	(3) NSN	(4) CAGEC	(5) PART NUMBER	(6) DESCRIPTION AND USABLE ON CODE (UOC)	(7) QTY
FUNCTIONAL GROUP 14						
REPAIR PARTS KITS						
1	PAFZZ	2840-01-526-5324	0AK42	714771-92600	GASKET SET, ENGINE GASKET, BONNET (1) 6-1 O-RING 1A S-22.4 (1) 9-2 GASKET, CYL. HEAD CMP, SEAL (1) 4-37 GASKET, CRANK CASE (1) 4-31 O-RING (2) 4-5 GASKET, NOZZLE (1) 6-3 GASKET (1) 4-16 SEAL, WASHER 16S (2) 4-2 SEAL, VALVE STEM (2) 6-2 O-RING (1) 4-10 GASKET, AIR CLEANER (1) 7-8 GASKET, AIR INTAKE (1) 7-13 O-RING (1) 10-2	1
2	PAFZZ	5330-01-526-7163	57783	33985	KIT, SEAL, HP PUMP WASHER, SEAL (3) 15-16 SEAL. LPS, W/SS (3) 15-19 SEAL, HPS W/SS (3) 15-22 O-RING, ADAPTER, INNER - 85D (3) 15-24 O-RING, ADAPTER, OUTER - 80D (3) 15-26 O-RING, SPACER, 80D (6) 15-27	1
3	PAFZZ	4820-01-299-7529	57783	30982	PARTS KIT, VALVE O-RING, ADAPTER, INNER - 85D (3) 15-24 O-RING, ADAPTER, OUTER - 85D (3) 15-26 O-RING, SPACER 80D (3) 15-27 SEAT (6) 15-29 O-RING, SEAT- 80D (6) 15-30 VALVE (6) 15-31 SPRING (6) 15-32 RETAINER, SPRING (6) 15-33	1
4	PAFZZ	5330-01-526-7165	57783	1211GSK	KIT, SEAL AND GASKET WASHER, SEAL - 90D (3) 15-16 GASKET, FLAT, OIL GAUGE, -80D (1) 15-5	1

(1) ITEM NO.	(2) SMR CODE	(3) NSN	(4) CAGEC	(5) PART NUMBER	(6) DESCRIPTION AND USABLE ON CODE (UOC)	(7) QTY
					SEAL, OIL, CRANK- CASE -70D (3) 15-12	
					O-RING, REAR, COVER -70D (1) 15-9	
					O-RING, DRAIN PLUG -70D (1) 15-7	
					O-RING, OIL FILLER CAP -70D (1) 15-3	
					O-RING, COVER, BEARING -70D (1) 15-1	
					GASKET, FLANGE (1) 16-15	
					O-RING, FLANGE (1) 16-13	
					SEAL, OIL, PINION (1) 16-7	
5	PAFZZ	4320-01-527-8357	66584	4H5009	KIT, SHAFT SEAL, SERV PUMP	1
					O-RING (2) 51-2	
					SCREW, ALLEN (1) 51-6	
					NUT, LOCKING (1) 51-7	
					O-RING (2) 51-8	
					NUT, LOCK (2) 51-10	
					NUT, LOCK (1) 51-12	
					NECK RING (3) 51-15	
					RETAINER, SEAL RING (3) 51-16	
					SEAL, SHAFT (1) 51-21	
					O-RING (1) 51-23	
					DISC, DIVERTING (1) 51-25	
					END OF FIGURE	

**UNIT, DIRECT AND GENERAL SUPPORT MAINTENANCE
LIGHTWEIGHT WATER PURIFIER
NSN 4610-01-495-0046
PART NUMBER INDEX**

PART NUMBER	FIG.	ITEM	PART NUMBER	FIG.	ITEM
0011V	35	5	02901-037	24	10
	37	5	03707-019	24	12
0016EP	35	2	050-061CPVC	56	4
	37	2	06101AM-1083	24	17
0040370	27	8	1002678003	1	4
0040372	27	7		14	REF
004E0414	51	3	1002678100	14	2
004F5407	51	5		15	REF
004H0410	51	20	1002678200	14	3
004H1422	51	9		16	1
004H5004	51	24	1002678300	14	1
004H5401	51	11	1002696000	44	1
004H5402	51	19	1002696001	40	7
004H5403	51	17		44	REF
004H6403	51	22	1002701001	44	11
06031	18	16	1002701002	44	26
0090446	27	9	1002714000	50	1
00ID1569	51	7		51	1
00ID3995	51	25		52	1
00ID6469	51	27		53	1
00ID6873	51	8		54	1
00ID6874	51	23	1002714001	49	12
00ID6875	51	2		50	REF
00ID6997	51	12	1002714002	49	6
00ID7065	51	10		52	REF
00ID7068	51	6	1002714003	49	11
00ID7829	51	28		53	REF
01000381	55	5	1002714004	49	9
	58	5		54	REF
01000382	55	7	1002714101	50	24
	58	6	1002714102	52	24
01000384	55	8	1002714103	53	22
	58	8	1002714104	54	24
01000385	55	6	1002714105	51	4
	58	6	1002715001	66	1
01000722	55	4	1002732000	49	1
	58	4	1002825000	1	1
01031-083	24	16	10250T101	48	22
01131-010	24	13	10250T2	48	26
01201-011	24	14	10250T20LB	48	28
01342-15	61	6	10250T21LB	48	25
02000092	55	9	10250T221N	48	29
	58	9	10250T46LB	48	27
02000093	55	10	10250T53	48	21
	58	10	10250T5B63-1X	48	24
0201791	65	3	10250TC21	48	32
02315-037	24	9	10250TC22	48	31

PART NUMBER	FIG.	ITEM	PART NUMBER	FIG.	ITEM
10250TC24	48	33	114260-01455	4	27
103338-32570	10	4	114260-76250	3	8
105092-55150	19	5	114270-01600	4	21
105425-01690	4	3	114299-01760	4	6
105546-51020	11	7	114299-01950	4	5
105546-51330	11	3	114299-02030	4	19
10-6-6-K-PG	22	5	114299-45210	3	7
10967101	22	8	114350-01700	4	12
114250-01200	4	35	114350-51200	11	6
114250-01210	4	36	114770-66010	10	14
114250-01221	4	34	114771-01330	4	37
114250-01251	4	32	114771-11100	6	4
114250-01380	4	10	114771-11110	6	5
114250-01412	4	31	114771-11310	6	1
114250-01800	4	11	114771-11461	6	3
114250-01830	4	17	114771-12200	7	13
114250-01841	4	16	114771-59801	11	16
114250-02100	4	28	114775-95110	3	1
114250-02113	4	18		11	1
114250-02200	4	29	119034	15	21
114250-02210	4	30	1200207-3/4B	66	10
114250-11340	6	2	1200607-3/4F	23	5
114250-12211	7	8		34	15
114250-12520	7	2	1201190000	21	2
114250-12530	7	3	1201217001	49	2
114250-12550	7	6	1201217002	49	10
114250-12560	7	4	1201218001	50	14
114250-12580	7	5		52	14
114250-13201	12	6		53	12
114250-13521	2	1		54	14
	12	1	1201218002	50	2
114250-13701	12	2		52	22
114250-32010	3	5		53	20
	10	1		54	22
114250-32070	10	3	1201283001	1	8
114250-35110	3	4	1201283002	46	2
	9	1	1201283003	2	7
114250-35150	4	22		13	1
114250-45301	19	19	1201289000	40	3
114250-51080	11	9	1201338000	25	2
114250-51160	11	13		26	1
114250-51300	11	5	1201338003	26	5
114250-51340	11	2	1201338902	26	6
114250-51600	11	10	1211GSK	15	KIT
114250-51640	11	11		16	KIT
114250-51650	11	14	122P85C6R990	20	8
114250-55050	19	3	122P88C6R990	20	9
114250-55121	19	7	124550-51350	11	4
114250-55130	19	8	12489	16	19
114250-66050	10	13	124950-01250	4	33
114250-66200	10	7	1303028000	21	1
114250-66440	10	11	1303036000-TEST	21	26

PART NUMBER	FIG.	ITEM	PART NUMBER	FIG.	ITEM
13226E7982-3	22	2	160725-78350	10	9
1400215-15B	50	13	163-360-562	41	17
14028	15	1	163-360-563	33	3
1403102001	8	6		34	7
14041	15	9		38	1
14179	15	3	163-546-342	42	4
1436-010	66	8	163-546-343	64	2
14488	16	4	163-546-344	56	3
1492-CJ7-3	61	25		57	7
1492-CJM5-10	48	57		59	3
1492-DR3	48	60		60	4
1492-EA15	48	61	16LS3-25-P	22	7
1492-EA35	48	65	17547	15	24
	61	19	183350-55170	19	9
1492-EB10	48	50	183350-55301	19	6
	61	20	1873M	67	1
1492-GH020	61	26	199-DR1	48	53
1492-GS1G100	48	55		61	24
1492-GS2G100	48	45	205817-1	48	40
1492-W6	48	51	205980-1	48	42
1492-W6-BL	61	22	2101160000	67	1
1492-W6-W	61	21	2101230000	65	1
1492-WG6	48	52	2101230003	65	2
	61	23	2101230004	65	4
1492-WM3-BL	48	58	2101231001	27	1
1492-WM3-W	48	59	2101292000	31	11
1502-E1097	30	8	2101293000	50	25
1503464001	1	7	210292-8-259	18	3
	19	1		21	23
1503493001	2	6	210619	16	16
	3	REF	211096	27	2
1503493002	10	8	2203427000	48	2
1503493100	1	2	2203903000	20	3
	2	REF	2203904000	43	1
1503496000	2	8	2203915000	46	3
1503499000	2	2		48	1
	8	1	2203960000	61	3
1503500000	1	9	2203962000	28	5
	8	REF	2203995000	61	4
155-522-581	32	6	2203995000-1	61	5
15845	16	18	22190-160002	4	2
15847	15	36	22312-030160	10	5
16-16 140239S	50	7	22312-040080	4	9
	52	7	22351-020006	11	8
	53	7	22351-030008	11	12
	54	7	2316-50S	13	3
160110-02220	4	4	23170	15	7
160210-02220	4	25		16	22
160260-76620	3	9	23414-08000	19	14
160260-76630	3	10	23876-010000	4	23
160610-55100	19	4	23887-120002	19	13
160710-55061	19	2	24162-152112	4	15

PART NUMBER	FIG.	ITEM	PART NUMBER	FIG.	ITEM
24311-000400	19	15	2554607000	65	5
24341-000150	19	10	2554647000	64	1
24341-000224	9	2	2554663000	61	31
2502738000	50	8	2554677001	57	1
	52	8	2554677002	57	4
	52	11	25625	15	6
	54	8		16	21
	54	11	259-2022-8-8	18	2
2502846000	23	7		21	22
25029	17	8	259-2024-6-8	18	17
2503143000	21	20	259-2025-8-8	18	6
2503688000	18	14	259-2242-8-8	64	2
2503832000	50	11	26023-050102	19	12
2504402000	65	8	2605945000	23	2
2504424000	32	3		24	1
2504445000	57	9	2605945002	24	3
	60	2	2605945003	24	15
2505541000	8	11	2605945004	24	18
2506465000	8	12	2605958000	18	8
2507689000	65	6	2606415001	41	18
2508427000	8	10	2606639001	34	2
2509075000	66	9		34	4
25-1009-SW-02L-XLL, 0-200 PSI	8	7		34	6
2551538000-P	21	32		35	REF
2552771000	42	2	2606639002	35	10
	45	4		37	10
2553630000	21	29	26089	15	27
2553673000	65	7	26106-060082	3	11
2553705000	18	20		12	3
2553712100	55	2	26106-060122	3	6
	56	REF		12	4
2553712101	56	2	26106-060142	10	10
2553712102	56	8	26106-060162	9	3
2553712103	56	9	26106-060252	4	26
2553713100	55	3	26106-080122	4	20
	57	REF	26106-080352	4	24
2553713101	57	6	26106-100122	4	14
2553714100	58	2	26117-040088	10	12
	59	REF	26118	16	10
2553714101	59	2	26216-080182	12	5
2553715100	58	3	26226-060182	4	7
	60	REF	26226-060222	4	8
2553715101	60	3	26347-060002	10	6
2553762000	8	9	26366-060002	4	13
2553851000	66	5		19	11
2554416000	22	3	26366-080002	12	7
2554419000	15	35	26476-060142	10	2
2554527101	29	2	27 48 67 4	48	44
2554527102	29	11	2770207SG-07B	31	7
2554528101	60	7		33	6
2554528102	66	7		41	11
2554532000	18	19		52	12

PART NUMBER	FIG.	ITEM	PART NUMBER	FIG.	ITEM
2770207SG-07B	53	10	28001	44	8
	54	12	2802438000-P	43	2
	56	7		61	8
	65	9	2809248002	1	3
2770210SG-10B	63	5		20	1
2770307SG-07C	29	3	2809248003	20	7
2770407SG-07D	29	12	2809248206	28	1
	64	4	2809248207	20	2
2770420SG-20D	57	8	2809248208	43	5
	60	1	2809248210	47	1
2770507SG-07E	29	13	2809347001	50	6
	57	3		52	6
2770510SG-10E	60	8		53	6
2770607SG-07F	29	4		54	6
	42	8	2809513000-P	43	4
	45	5		61	7
	50	9	28 30 51 1	48	43
2770610SG-10F	52	9	28 30 52 4	48	62
	54	9	2850265101	61	27
	17	5	2850274001	48	66
	22	19	2850298000	61	13
	29	8	2850332000	68	2
	41	2	2850332001	68	1
	53	8	2850332002	68	3
	59	5	30015	18	9
	63	3	30109	63	7
	2770620SG-20F	56	1	30982	15
2771107SG-07V	59	1	30-EI-60-R-060-20/120F	45	8
	23	4	30-EI-60-R-40 -20/120F	31	10
2771110SG-10V	29	7	3300407000	45	1
	34	16	3300407001	40	4
	42	9		45	REF
	45	6	3303326600	25	12
	50	10	33985	15	KIT
	52	10	3500128000	50	17
	54	10		52	17
2771110SG-10V	17	7		53	15
	22	18		54	17
	29	9	3500533000	46	5
	41	1		61	9
	53	9	3500586000	30	4
2771207SG-07W	63	2	3500657000	44	9
	29	6	3500883000	34	12
	31	8		36	7
	33	5		48	34
	52	13	3500908000	8	16
2771210SG-10W	41	10	3500980000	2	3
	53	11	3501053000	13	2
	54	13		19	20
	63	6		50	20
2771215SG-15W	50	13		52	19

PART NUMBER	FIG.	ITEM	PART NUMBER	FIG.	ITEM
3501053000	53	17	3501809000	7	9
	54	19		14	4
3501063000	8	18	3501809000	34	11
	17	12		36	6
	18	12		48	37
	19	16		50	20
	20	6		52	20
	22	14		53	18
	23	11		54	20
	26	2	3501901000	48	38
	31	6		50	21
	32	14		52	21
	33	12		53	19
	34	10		54	21
	38	6	3502185000	2	4
	41	7		21	16
	42	11		26	8
	43	8		27	11
	44	12		46	6
	66	3		61	10
3501064000	2	5	3502215000	30	6
	21	15	3502453000	49	8
	26	9	3502788000	68	4
	27	10	3502836000	13	7
	46	7	3502874000	13	5
	61	11		14	9
3501175000	7	11	3502878000	31	12
	8	17		33	16
	14	5	3503308000	28	4
	17	9		61	17
	18	13	3503309000	20	11
	19	17		21	9
	20	5		28	3
	22	13		61	16
	23	10	3503321000	7	12
	26	3	3503329000	20	4
	31	5		43	6
	32	13	3503333000	14	7
	33	11	3503347000	50	15
	34	9		52	15
	36	5		53	13
	38	5		54	15
	41	6		66	4
	42	12	3503392000	30	3
	43	7		48	17
	44	10	3503393000	20	12
	48	35		21	10
3501176000	50	18		28	2
	52	18		61	15
	53	16	3503398000	20	10
	54	18	3503400000	14	6
3501353000	14	8	3503411000	13	6

PART NUMBER	FIG.	ITEM	PART NUMBER	FIG.	ITEM
3503415000	17	16		41	REF
	42	6	3803158002	40	2
3503416000	17	13	3803158002	42	1
	31	3	3803158003	42	3
3503417001	32	4	3803158004	41	16
3503420000	27	12	3803158005	41	19
3503427000	18	11	3803326001	34	1
3503428000	26	4	3803326002	34	3
3503430000	26	7	3803326003	34	5
3503435000	7	7	3803326004	34	8
3503449000	32	11	3803326005	36	3
	33	9	3803326006	36	1
	34	13	3803326007	25	5
	38	3		38	REF
3503450000	33	13	3803326008	25	9
	34	17		39	REF
3503451000	41	4	3803326009	25	8
3503455000	7	11		31	1
3503465001	13	4	3803326010	32	1
3503505000	21	7	3803326011	32	7
3600493003	61	34	3803326012	32	5
3600493004	61	35	3803326013	33	1
3600493005	61	2	3803326014	33	2
3600511000	61	1	3803326015	33	4
3600555000	62	1	3803326100	25	6
3701632000	40	1		30	REF
3701632001	40	6	3803326200	25	7
	43	REF		33	REF
3701681000	46	1	3803326300	25	10
3701684001	44	22		36	REF
3701684002	44	21	3803326400	25	11
3701684003	44	20		34	REF
3701687000	25	1	3803326500	25	12
3701687LGD	48	67		32	REF
3802790000	63	1	3803326600	25	13
3802790001	63	4		28	REF
3802790002	63	8	3891T14	49	5
3802791003	21	11	3891T19	40	11
	23	1	3900388001	21	12
3802791004	22	6	3900388002	21	13
3802791005	21	4	3900388003	21	19
3802791006	21	21	3900388004	21	14
3802791101	21	3	3900638000	25	3
	22	REF		27	REF
3803133001	1	6	3900638101	27	3
	17	1	3900638102	27	4
3803133002	1	5	400003	51	15
	18	REF	400035	51	18
3803133003	17	4	400037	51	16
3803133004	18	1	400061	51	13
3803133005	18	18	40-4-4-K-PG	30	7
3803158001	40	5	40-6-6-K-PG	22	1

PART NUMBER	FIG.	ITEM	PART NUMBER	FIG.	ITEM
405204	51	14	48558	15	34
4100324000	40	10	48807	15	15
4211N-1/8X1X50ft	50	23	48809	15	13
	52	23	48810	15	14
	53	21	4900742000	18	5
	54	23	4914DSPEC	32	2
	66	2	4F-Q4CY-SSP	17	9
4332K17	66	2	4H5009	51	KIT
44055	15	33	4M-Q4CY-SSP	56	10
44056	15	32	4-TIZ-SS	44	5
44057	15	31	4ZH-Q4CY-SSP	44	13
44058	15	29	4ZH-Q4VY-SS	44	4
44059	15	28	4Z-Q4VY-SS	44	17
44060	15	25	50-W-0450-S-T-260-S	45	7
44294	16	8	5155-5	19	18
44297	16	12	5218K46	38	8
44314	16	20	5218K47	60	5
44428	15	5	5367-005	56	5
44558	16	13	54075K42	8	14
4456K12	8	15	5443	35	4
44652	15	22		37	4
4-4CBZ-M	21	5	54673	16	6
44-PENA	30	1	57352	16	11
	30	9	5A709	8	5
	30	11	600601418	21	31
	30	12	6031	18	3
	44	2	60-6-6-K-PG	22	23
	44	7	6360010000	26	10
	44	15	64201510-15X10D	50	12
	44	18	6457-GFN	35	3
	44	23		37	3
	44	25	6470W-ASM-120/60	35	1
4-4WBZ-SS	44	19		37	1
45085	16	2	6524V	35	6
45087	16	3		37	6
45089	16	7	6537-CP	35	7
45-1279-PS-02L-H	21	6		37	7
45156	15	23	6570005000	18	21
45-4-4-K-PG	30	2	660-005M14F6-01	48	7
45690	15	2	660-005M16F6-01	48	5
45763	16	17		50	5
460010	51	26		52	4
46541	15	18		53	5
46615	15	10		54	5
46730	15	16	660-005M18F6-01	48	13
46839	15	12	660-005M20F6-01	48	20
46939	15	8	660-005M22F6-01	48	10
47333	16	5	66-PENA	17	14
48201	15	17		17	17
48261	16	14		18	10
48262	16	15		22	4
48459	15	11		22	12
48553	15	20			

PART NUMBER	FIG.	ITEM	PART NUMBER	FIG.	ITEM
66-PENA	22	16	839-073C	22	25
	22	22	86011	24	19
	22	24	863-000441	19	21
	23	9	87950	15	37
	31	4	87952	15	38
	32	12	8896T103	23	8
	33	10	8896T105	22	15
	33	14	8896T107	22	11
	34	14	8896T58	21	17
	38	4	88-PENA	21	18
	41	5		27	13
	42	7	90152A150	48	15
	44	24	92241	15	4
700-HK36A1	48	63	92373A245	50	16
700-HN121	48	64		52	16
7080010000	48	14		53	14
71295K64-ORANGE	17	14		54	16
71295K64-RED	23	6	92508	16	23
71295K64-GREEN	56	6	92521	16	9
7130K14	22	20	96278A005	50	2
	41	3		52	2
	59	4		53	3
71315SN2GNJ1N0C111P3	8	2		54	2
714250-12560	3	2	9805-007	29	14
	7	1	9808-005	22	10
714770-22500	5	1	9819-007	45	2
714771-01560	3	3	9830-010	41	13
	4	1	9839-101	29	15
714771-53100	11	15	985805	51	21
714771-92600	4	KIT	9861-104	29	10
7320-CP	35	9		45	3
	37	9	9CO-5	61	30
755	48	29A	AS29513-331	21	28
	61	14	C-700-5/8"x1/2"	41	14
75-6-6-K-PG	22	21	CCP-46	21	24
78-267-01	8	3	CH-SS-12	17	6
	27	5		18	4
	36	2		21	25
	39	1		22	17
783350-55700	1	6		23	12
8000043205	25	4		29	5
	29	REF		41	8
8000045202	58	1		42	10
8000046000	55	1		45	9
80003-019	23	3		49	4
	24	2	CH-SS-6	29	19
80011	24	7		31	9
80014	24	11		33	7
80029	24	5		41	12
80110	24	8		49	3
80131	24	6	CKM075VS-CP	31	2
8063k37	8	4	CP-Q4C-SS	17	10

PART NUMBER	FIG.	ITEM	PART NUMBER	FIG.	ITEM
CP-Q4C-SS	44	14	P71150-21	61	41
F-108N	2	9	P71770-01	61	28
F-46030LX-08K	41	15	P8MCB-8	41	9
F-46050LX-08K	17	2	P8MEB-8	17	3
FC100-EP-PV-8	33	8		29	16
F-CSHH25C 0150-S	35	8		32	8
	37	8	PRECISION 1 - 330	21	33
FC-VR-50	38	2	PTCN75	32	9
GHC2020	48	54	PWHD-08	30	10
HBL2310SW	61	18		30	13
HBL5280C	61	12		30	14
HRGCV14L	48	30		44	3
HSS-6	29	18	QB26	46	4
	40	9		48	36
K6158-08	17	19	R2NEO5W08TATAXA-W52	24	4
	29	17	RA18-6F	48	67
	40	8	RSL00046	61	29
KDP-M	30	5	RTV075B-CP	38	7
LA1LB019	48	49	SC40273	18	7
LA4DE2U	48	48	SNAT-250-1750R	49	7
LB1LB03P08	48	47	SPPT-120AD	48	56
LC1D0910G6	48	68	SRG01105C60600	22	9
LD1LB030FC	48	46	SS12020	8	13
M24308/2-5	48	41	SS12032	29	1
M24308/4-5	48	39		57	2
M-400-3-4TTF	18	22		61	33
M-400-8-4	18	15		66	6
M8700-04WH48	32	10	SS12038	17	18
MAH4	19	22	SS12044	60	6
MS14304-6P08	21	31	SS12076	61	32
MS16625-4256	21	30	SS43XF4	21	8
MS20995C41	50	3	SS-4-HC-1-2	8	19
	52	3	SS-4-HC-1-4	8	8
	53	2	T50B21-2	48	23
	54	3	TA-101612N	57	5
MS29513-210	21	27	TL480N15	48	69
MS3454L14S-2S	48	18	VP-Q4V-SSP	44	6
MS3454L14S-6S	48	8		44	16
MS3454L16-10P	50	4	WB1-50	8	20
	52	4	WR1-50	8	21
	53	5	X1265	36	4
	54	4	X1265	37	REF
MS3454L16-10S	48	6	YS20050S	42	5
MS3454L16-10SW	48	16			
MS3454L18-1S	48	3			
MS3454L20-4P	48	19			
2809381000-P	43	3			
P71100-10	61	36			
P71100-20	61	37			
P71100-21	61	38			
P71150-10	61	39			
P71150-20	61	40			

**UNIT, DIRECT AND GENERAL SUPPORT MAINTENANCE
LIGHTWEIGHT WATER PURIFIER
NSN 4610-01-495-0046
NATIONAL STOCK NUMBER INDEX**

STOCK NUMBER	FIG.	ITEM	STOCK NUMBER	FIG.	ITEM
4720-00-004-8988	22	4	5305-01-034-3993	48	38
	22	16	5935-01-052-9436	48	36
	22	22	4720-01-064-8396	21	18
	22	24		27	13
	31	4	4730-01-067-3926	50	7
	32	12		52	7
	33	10		53	7
	33	14		54	7
	34	14	4730-01-072-4774	8	19
	38	4	4730-01-100-8870	44	4
	41	5	4020-01-102-0517	49	5
	42	7	4730-01-124-3712	66	8
	44	24	4730-01-133-9017	21	31
6685-00-009-3542	31	10	4730-01-137-3067	41	9
6210-00-020-2061	48	29	5331-01-140-1164	15	7
4730-00-061-6932	44	19		16	22
9505-00-076-8640	50	3	4730-01-141-6811	8	8
	52	3	5365-01-144-2658	8	20
	53	2	5365-01-152-9212	8	21
	54	3	5305-01-163-5075	3	11
6210-00-185-8346	48	28		12	3
6210-00-185-8347	48	27	5935-01-171-8723	48	37
5331-00-250-0221	21	27	4730-01-217-5297	18	9
5331-00-252-6054	21	28	4810-01-221-8857	8	2
4820-00-476-5097	21	8	5340-01-248-4747	22	20
5935-00-490-8389	48	35		41	3
5930-00-615-2193	48	21		59	4
5930-00-650-3832	48	17	5305-01-255-6548	4	26
5940-00-805-3340	48	63	4730-01-256-4880	8	13
4730-00-871-6729	19	22	4820-01-256-5374	2	2
5999-00-879-1526	48	16	6685-01-256-7207	30	5
5940-00-901-6644	46	4	2815-01-256-7329	6	4
	48	32	4710-01-256-7594	21	3
6240-00-941-8487	48	25	4720-01-267-9343	30	1
	61	14		30	9
5325-01-011-5681	21	30		30	11

STOCK NUMBER	FIG.	ITEM	STOCK NUMBER	FIG.	ITEM
4720-01-267-9343	30	12	5331-01-325-5810	19	10
	44	2	2990-01-325-8264	3	10
	44	7	5330-01-326-2669	4	2
	44	15	5331-01-326-8017	9	2
	44	18	5310-01-327-0778	7	6
	44	23	5331-01-328-4148	4	10
	44	25	5330-01-328-4169	11	4
5331-01-272-5269	15	5	5330-01-328-4171	4	16
4820-01-279-7444	15	25	4820-01-340-1369	15	29
6110-01-292-3885	48	64	2805-01-340-1630	15	33
5365-01-299-7451	15	28	5360-01-340-8143	15	32
4820-01-299-7529	15		5330-01-340-8162	15	19
5305-01-300-6264	3	6	5330-01-340-8192	15	24
	12	4	5331-01-340-8193	15	26
2940-01-310-4495	7	5	5331-01-340-8194	15	30
2910-01-310-6566	19	7	5340-01-342-1033	15	31
5331-01-317-6284	19	15	5330-01-353-6007	4	31
5330-01-318-8200	19	8	2815-01-353-7523	3	4
4730-01-322-4956	4	3		9	1
5310-01-322-8607	12	7	3110-01-354-3572	4	18
5360-01-322-8628	11	13	5340-01-357-3062	15	6
5360-01-322-8629	11	3		16	21
5360-01-322-8631	10	7	4820-01-375-7694	44	8
5310-01-322-8747	7	4	5331-01-387-0181	15	27
4320-01-323-0298	3	5	5305-01-388-6229	9	3
	10	1	5306-01-388-7402	10	2
2990-01-323-1322	3	9	5310-01-388-8826	4	13
5330-01-323-1551	11	7		19	11
5331-01-323-2728	4	5	2940-01-389-9942	7	3
4330-01-323-3288	2	1	5330-01-394-7410	15	21
	12	1	5340-01-415-3789	4	17
2940-01-323-3289	3	2	5340-01-415-3807	11	11
	7	1	5330-01-415-3809	19	3
5340-01-323-7785	19	13	5340-01-415-3810	11	14
5340-01-323-7879	7	2	5365-01-415-6744	4	11
3120-01-324-5762	4	28	2910-01-416-1681	19	2
5330-01-324-8253	4	25	5315-01-416-3128	11	12
5330-01-324-8254	4	4	5315-01-416-3131	11	8
5331-01-324-8279	10	4	4730-01-417-2347	19	4
3110-01-324-8817	4	15	5306-01-418-5951	23	8
5331-01-324-8831	6	2	6680-01-418-7736	19	5

STOCK NUMBER	FIG.	ITEM	STOCK NUMBER	FIG.	ITEM
5360-01-419-5483	10	14	5305-01-499-3848	15	38
4730-01-420-1917	29	18	5310-01-499-4820	15	36
	40	9	6680-01-504-2734	15	4
5945-01-422-6596	48	59	5365-01-504-2737	15	23
5340-01-430-4761	10	13	5970-01-512-5173	48	57
5301-01-431-4068	4	34	5975-01-513-0981	48	56
5307-01-431-7454	12	5	1560-01-525-2381	8	15
5306-01-431-7459	10	11	4820-01-52-62261	64	1
5306-01-431-7461	4	24	4730-01-526-2444	29	15
5315-01-431-8229	10	5	5310-01-526-4202	2	4
5340-01-433-5456	10	9		21	16
5340-01-433-5457	10	3		26	8
5940-01-436-5730	48	61		27	11
	61	19		46	9
6110-01-440-2252	48	43		61	10
6110-01-440-2264	48	42	5310-01-526-4206	7	10
4730-01-449-9703	44	6		8	17
	44	16		14	5
4730-01-450-1178	17	9		17	10
	44	14		18	13
4730-01-453-9518	18	2		19	17
	21	22		20	5
5310-01-458-9991	4	33		22	13
5306-01-460-5399	22	15		23	10
5930-01-462-6045	48	23		26	3
5940-01-464-3534	48	48		31	5
	61	23		32	13
5945-01-465-7150	48	60		33	11
4730-01-467-1747	17	2		34	9
	29	16		36	5
	32	8		38	5
5331-01-468-1186	15	3		41	6
4320-01-476-9299	11	6		42	12
4820-01-477-0279	11	2		43	7
5310-01-477-3930	4	22		44	10
4820-01-481-7940	8	5		48	31
4720-01-481-8117	19	21	5310-01-526-4210	13	5
6645-01-486-4305	48	18		14	9
5330-01-486-4449	6	3	5310-01-526-4284	14	8
5340-01-492-4109	40	11	5310-01-526-4285	7	9
5305-01-499-3831	15	37		14	4

STOCK NUMBER	FIG.	ITEM	STOCK NUMBER	FIG.	ITEM
5310-01-526-4285	34	11	4720-01-526-5273	19	18
	36	6	5340-01-526-5277	19	19
	48	33	2910-01-526-5292	1	7
	50	20		19	1
	52	20	5306-01-526-5301	13	6
	53	18	4730-01-526-5304	17	3
	54	20	5305-01-526-5308	13	7
5310-01-526-4846	2	5	2815-01-526-5313	2	6
	21	15	2840-01-526-5324	4	
	26	9	4820-01-526-5331	8	3
	27	10		27	5
	46	10		36	2
	61	11		39	1
			5330-01-526-5335	7	13
5310-01-526-4848	13	2	5330-01-526-5339	6	1
	19	20	4820-01-526-5351	8	4
	50	19	4310-01-526-5358	8	6
	52	19	4730-01-526-5362	22	1
	53	17	4820-01-526-5367	22	2
	54	19	4820-01-526-5374	8	1
6685-01-526-4860	8	7	4010-01-526-5471	17	5
5306-01-526-5035	22	11		18	4
5306-01-526-5049	21	17		21	25
5330-01-526-5104	7	8		22	17
5330-01-526-5105	12	6		23	12
2990-01-526-5116	3	8		29	5
2910-01-526-5119	11	15		41	8
5330-01-526-5151	4	37		42	10
5305-01-526-5159	8	16		45	9
4730-01-526-5169	8	9		49	4
4730-01-526-5171	8	10	4730-01-526-5474	22	21
4730-01-526-5179	8	11	4730-01-526-5475	22	23
4730-01-526-5181	8	12	4730-01-526-5480	22	25
2815-01-526-5182	5	1	4710-01-526-5482	22	6
4720-01-526-5190	8	14	4730-01-526-5485	21	5
4730-01-526-5211	22	3	6685-01-526-5498	21	6
4730-01-526-5219	22	5	4610-01-526-5514	27	1
4820-01-526-5227	22	7	5331-01-526-5517	27	2
5325-01-526-5230	22	9	4330-01-526-5536	27	3
4730-01-526-5234	22	10	4330-01-526-5537	27	4
6680-01-526-5244	4	6	5330-01-526-5541	27	9
5306-01-526-5271	2	3			

STOCK NUMBER	FIG.	ITEM	STOCK NUMBER	FIG.	ITEM
4730-01-526-5545	21	20	4820-01-526-7004	41	18
4730-01-526-5558	21	29	4730-01-526-7007	29	4
4610-01-526-5560	21	26		42	8
4730-01-526-5598	23	7		45	5
5306-01-526-5642	33	13		50	9
	34	17		52	9
5306-01-526-5643	27	12		54	9
4810-01-526-5646	32	1	4730-01-526-7009	17	4
4710-01-526-5885	11	16		22	19
5310-01-526-5909	4	32		29	8
5930-01-526-6798	20	8		41	2
5930-01-526-6802	20	9		53	8
5340-01-526-6927	11	9		59	5
6145-01-526-6929	47	1		63	3
5340-01-526-6934	19	9	4730-01-526-7012	56	1
5930-01-526-6935	48	20		59	1
5340-01-526-6938	13	1	4730-01-526-7015	17	6
4730-01-526-6942	29	1		22	18
	57	2		29	9
	61	33		41	1
	66	6		53	9
2990-01-526-6949	10	8		63	2
4730-01-526-6951	29	10	4730-01-526-7018	23	4
	45	3		29	7
9390-01-526-6953	29	14		34	16
5340-01-526-6954	41	10		42	9
	53	11		45	6
	54	13		50	10
	63	6		52	10
4820-01-526-6955	38	2		54	10
6680-01-526-6957	17	1	5340-01-526-7023	50	13
4820-01-526-6977	38	7	5340-01-526-7028	29	6
6685-01-526-6981	30	8		31	8
9330-01-526-6984	30	10		33	5
	30	13		52	13
	30	14	5920-01-526-7058	48	52
	44	3	5925-01-526-7064	48	50
5930-01-526-6991	48	19	2910-01-526-7066	15	15
6685-01-526-6994	45	8	5920-01-526-7068	48	58
6680-01-526-6999	41	15	4730-01-526-7071	41	11
6680-01-526-7000	41	14		53	10

STOCK NUMBER	FIG.	ITEM	STOCK NUMBER	FIG.	ITEM
4730-01-526-7071	63	5	5325-01-526-7251	16	5
	66	10	5325-01-526-7253	16	6
4820-01-526-7076	42	4	6110-01-526-7254	48	44
4820-01-526-7077	56	3	6110-01-526-7257	48	65
	57	7	5330-01-526-7291	15	12
	59	3	5330-01-526-7293	15	18
	60	4	3110-01-526-7299	16	4
1615-01-526-7083	14	3	6150-01-526-7307	20	2
	16	1	4720-01-526-7320	18	19
6680-01-526-7162	56	5	2590-01-526-7324	15	2
5330-01-526-7163	15		2815-01-526-7328	6	5
5330-01-526-7165	15		5365-01-526-7332	4	23
	16		2815-01-526-7333	15	13
4730-01-526-7166	57	5	3020-01-526-7335	16	12
4730-01-526-7167	60	5	5975-01-526-7336	28	5
4730-01-526-7185	61	32	5306-01-526-7343	10	10
4730-01-526-7188	31	7	4730-01-526-7382	41	13
	33	6	5340-01-526-7391	13	3
	52	12	2520-01-526-7392	16	14
	54	12	3040-01-526-7399	16	2
	56	7	3040-01-526-7405	16	3
	65	8	2990-01-526-7408	14	2
4730-01-526-7189	57	8	4820-01-526-7409	4	19
	60	1	5935-01-526-7416	48	13
4730-01-526-7190	29	12	4820-01-526-7417	18	7
	64	3	5935-01-526-7418	48	7
4730-01-526-7192	38	8	4820-01-526-7420	18	8
4730-01-526-7197	60	8	5935-01-526-7423	50	4
4730-01-526-7205	29	13		52	4
	57	3	5935-01-526-7425	48	5
4730-01-526-7208	29	3	5935-01-526-7426	48	11
5925-01-526-7212	48	26	5935-01-526-7430	48	3
4820-01-526-7213	31	2	5935-01-526-7432	48	14
5920-01-526-7216	48	39	4710-01-526-7526	41	21
4810-01-526-7218	17	7	4710-01-526-7527	42	3
5920-01-526-7220	48	40	4710-01-526-7528	63	8
5340-01-526-7229	3	7	4710-01-526-7529	63	4
5340-01-526-7232	4	27	4710-01-526-7530	57	6
5340-01-526-7236	12	2	4710-01-526-7532	60	3
4730-01-526-7244	56	9	4710-01-526-7538	56	2
6110-01-526-7250	48	45	4710-01-526-7554	56	8

STOCK NUMBER	FIG.	ITEM	STOCK NUMBER	FIG.	ITEM
4710-01-526-7558	34	1	5310-01-526-8045	31	12
4710-01-526-7560	36	1		33	16
4710-01-526-7561	36	3	4320-01-526-8312	49	6
4710-01-526-7574	34	3	4320-01-526-8314	49	12
4710-01-526-7578	34	8	4320-01-526-8315	49	11
4710-01-526-7580	34	5	4320-01-526-8316	49	9
4710-01-526-7584	41	16	4320-01-526-8322	51	17
4710-01-526-7586	33	4	5365-01-526-8324	51	3
4710-01-526-7587	33	2	4320-01-526-8325	51	18
4710-01-526-7590	33	1	4320-01-526-8326	51	9
4710-01-526-7601	32	5	5365-01-526-8327	51	13
4710-01-526-7607	32	7	4320-01-526-8328	51	26
5306-01-526-7653	17	12	5365-01-526-8329	51	20
	31	3	5340-01-526-8330	44	26
4730-01-526-7662	17	8	5340-01-526-8331	44	11
4730-01-526-7668	18	22	4320-01-526-8332	44	1
4730-01-526-7880	15	35	6150-01-526-8333	43	5
3040-01-526-7884	15	11	6150-01-526-8340	61	27
4730-01-526-7898	17	17	4320-01-526-8346	66	2
5315-01-526-7903	16	11	6150-01-526-8347	28	1
5315-01-526-7905	16	8	5340-01-526-8349	68	3
5306-01-526-7922	15	17	4520-01-526-8350	68	2
5306-01-526-7944	18	11	4730-01-526-8352	45	2
5306-01-526-7947	17	15	5340-01-526-8353	48	49
	42	6		61	24
5306-01-526-7948	41	4	4320-01-526-8354	50	14
5306-01-526-7950	10	12		52	14
5310-01-526-8018	15	14		53	12
5310-01-526-8020	15	16		54	14
5310-01-526-8023	16	16	5340-01-526-8355	50	22
5310-01-526-8027	16	19		52	22
5310-01-526-8029	16	10		53	20
5310-01-526-8032	16	18		54	22
5310-01-526-8035	20	11	4730-01-526-8357	50	12
	21	9	5340-01-526-8358	26	5
	28	3	6220-01-526-8359	48	24
	61	16	4730-01-526-8360	56	10
5310-01-526-8042	50	18	4730-01-526-8361	65	1
	52	18	4820-01-526-8363	22	8
	53	16	5310-01-526-8382	8	18
	54	18	5310-01-526-8382	17	11

STOCK NUMBER	FIG.	ITEM	STOCK NUMBER	FIG.	ITEM
5310-01-526-8382	18	12	5315-01-526-8491	4	9
	19	16	2910-01-526-8493	3	1
	20	6		11	1
	22	14	5305-01-526-8496	20	10
	23	11	5305-01-526-8497	50	15
	26	2		52	15
	31	6		53	13
	32	14		54	15
	33	12		66	4
	34	10	5305-01-526-8498	28	4
	38	6		61	17
	41	7	5305-01-526-8500	26	4
	42	11	5305-01-526-8502	16	17
	43	8	5305-01-526-8504	19	12
	44	12	5305-01-526-8505	34	12
	66	3		36	7
5310-01-526-8383	10	6		48	30
5310-01-526-8386	20	12	5305-01-526-8506	16	20
	21	10	5305-01-526-8507	16	23
	28	2	5305-01-526-8509	50	17
	61	15		52	17
5310-01-526-8388	30	3		53	15
	48	12		54	17
5310-01-526-8395	68	4	5305-01-526-8512	30	6
5310-01-526-8396	48	34	5305-01-526-8515	26	7
	50	21	5305-01-526-8516	41	20
	52	21	5305-01-526-8519	20	4
	53	19		43	6
	54	21	5305-01-526-8521	14	6
5310-01-526-8398	7	12	5305-01-526-8522	14	7
4720-01-526-8434	66	7	4730-01-526-8712	60	6
4720-01-526-8435	60	7	5925-01-526-8713	48	41
4720-01-526-8437	57	1	5925-01-526-8714	48	51
4720-01-526-8440	29	2	5940-01-526-8715	48	54
4720-01-526-8442	57	4	5930-01-526-8716	32	10
4720-01-526-8443	29	11	4820-01-526-8718	32	6
4730-01-526-8448	50	11	6685-01-526-8719	32	4
4730-01-526-8450	18	20	4820-01-526-8720	32	2
4710-01-526-8451	18	21	4820-01-526-8721	33	8
5305-01-526-8488	16	9	4730-01-526-8722	23	5
5315-01-526-8490	15	10		34	15

STOCK NUMBER	FIG.	ITEM	STOCK NUMBER	FIG.	ITEM
4820-01-526-8723	33	3	4730-01-526-9063	65	3
	34	7	2990-01-526-9067	2	8
	38	1	9505-01-526-9073	48	9
4730-01-526-8743	21	32	5310-01-526-9078	30	4
4610-01-526-8759	63	1	5310-01-526-9084	18	3
5430-01-526-8762	45	1		21	23
4940-01-526-8770	44	21	5342-01-526-9097	51	5
4940-01-526-8772	44	22	5930-01-526-9118	48	22
4940-01-526-8774	44	20	5340-01-526-9229	51	24
5975-01-526-8775	48	2	5315-01-527-0319	49	7
5365-01-526-8821	13	4	2540-01-527-0321	61	35
5331-01-526-8822	15	1	2540-01-527-0323	61	2
5331-01-526-8823	15	9	2540-01-527-0324	61	34
5935-01-526-8940	48	6	5940-01-527-0329	48	55
5935-01-526-8941	48	4	5340-01-527-0330	51	19
	50	5	5950-01-527-0331	35	1
	52	5		37	1
	53	4	4320-01-527-0332	51	11
	54	5	4820-01-527-0333	35	7
5935-01-526-8942	48	8		37	7
5935-01-526-8943	48	15	5340-01-527-0334	51	14
5430-01-526-8945	25	4	7021-01-527-0335	48	62
4730-01-526-8946	67	1	4810-01-527-0336	35	6
5430-01-526-8947	58	1		37	6
4610-01-526-8948	63	7	5430-01-527-0337	55	1
6685-01-526-8949	45	7	4730-01-527-0338	50	25
4730-01-526-8957	30	2	5935-01-527-0342	61	18
4730-01-526-8958	30	7	4730-01-527-1106	32	3
4730-01-526-9030	45	4	5935-01-527-1400	61	12
4730-01-526-9032	50	8	4710-01-527-1401	59	2
	52	8	4730-01-527-1419	64	2
	52	11	4730-01-527-1421	18	6
	54	8	4010-01-527-1432	29	19
	54	11		31	9
4730-01-526-9034	65	5		33	7
4730-01-526-9035	65	4		41	12
4730-01-526-9036	57	9		49	3
	60	2	5306-01-527-1453	51	22
4730-01-526-9051	65	7	5310-01-527-1508	51	27
5307-01-526-9052	7	11	5305-01-527-1527	35	8
4730-01-526-9056	65	6		37	8

STOCK NUMBER	FIG.	ITEM	STOCK NUMBER	FIG.	ITEM
5331-01-527-1532	35	5	4820-04-500-3119	11	5
	37	5	5307-14-469-7400	4	7
2540-01-527-1837	40	10	5307-14-469-7404	4	35
4010-01-527-1868	49	8	5307-14-469-7406	4	36
5340-01-527-1886	55	5	5305-14-469-7436	4	20
	58	5	3130-14-469-7437	4	29
4730-01-527-1889	55	6	3130-14-469-7439	4	30
	58	6	5307-14-469-7440	4	8
4730-01-527-1893	55	7	5340-14-469-8519	11	10
	58	7	5325-25-145-9722	19	14
4730-01-527-1895	55	8	5340-98-205-1855	4	12
	58	8	5306-98-205-1856	4	14
4730-01-527-1897	55	9	5315-98-205-1859	4	21
	58	9			
4730-01-527-1898	55	10			
	58	10			
5975-01-527-2000	43	3			
4810-01-527-2004	35	10			
	37	10			
4730-01-527-2007	65	2			
5935-01-527-2013	50	6			
	52	6			
	53	6			
	54	6			
5340-01-527-2220	26	10			
4720-01-527-2439	61	29			
5305-01-527-2447	48	10			
5305-01-527-2449	7	7			
5306-01-527-2450	32	11			
	33	9			
	34	13			
	38	3			
5305-01-527-2453	51	28			
5314-01-527-2456	50	16			
5340-01-527-2519	26	6			
5305-01-527-2815	44	9			
4720-01-527-2820	17	18			
	29	17			
5940-01-527-3754	48	53			
4320-01-527-4733	14	1			
4610-01-527-4977	56	4			

**UNIT, DIRECT AND GENERAL SUPPORT MAINTENANCE
LIGHTWEIGHT WATER PURIFIER
NSN 4610-01-495-0046
REFERENCE DESIGNATOR INDEX**

REFERENCE DESIGNATOR	FIG.	ITEM	REFERENCE DESIGNATOR	FIG.	ITEM
CB1	48	54	J9	48	16
	61	26	L1	48	29
CB2	48	55		61	14
	61	26	L2	48	29
CB3	48	45	L3	48	29
	61	26	L4	48	29
CB4	61	26	L5	48	29
CB5	61	26	L7	48	29
CR1	48	68	L8	48	29
CR2	48	63	LSL	32	10
DP1	30	8	M1	56	4
DP2	21	6		48	46
ENCL1	48	2	M1-A	48	49
FCV41	32	2	M1-OL	48	47
FCV51	33	8	M2	48	46
FI2	41	15	M2-A	48	49
FI3	17	2	M2-OL	48	47
FQ2	41	14	M3	48	46
HM1	48	23	M3-A	48	49
J1	48	19	M3-OL	48	47
	61	18	M4	48	46
J10	50	4	M4-A	48	49
J11	52	4	M4-OL	48	47
J12	53	5	P1	49	12
J13	54	4	P2	49	6
J14	48	41	P3	49	9
J2	48	6	P4	14	2
	61	18	P5	44	1
J3	48	6	P6	44	2
	61	18	P7	44	3
J4	48	6	P8	49	11
	61	18	P14	48	39
J5	48	6	PI-1	30	5
	61	18	PI-2	8	7
J6	48	3	PI-5	31	5
J7	48	8	PLC	48	66
J8	48	18	PSH3	20	9
PSL3	20	8	SW2	48	25
RD1	18	7	SW3	48	25
RD2	22	8	SW4	48	28
RO1	25	4	SW7	48	22
RO2	25	1	SW8	48	27
RO3	25	2	SW9	48	24
RO4	25	3	SW10	48	25

REFERENCE DESIGNATOR	FIG.	ITEM	REFERENCE DESIGNATOR	FIG.	ITEM
RO5	25	1	SW11	48	28
RO6	25	1	T1	55	1
RO7	25	2	T2	58	1
S1	67	1	T3	25	4
S2	65	1	T4	45	1
S3	42	5	T5	44	22
SG1	56	5	T6	44	21
SG2	33	4	T7	44	20
SP1	48	56	TB1	48	60
SP2	48	62	TI-1	32	11
SP3	48	62	TI-2	46	8
SP4	48	62	V1	56	3
SP5	48	62	V10	8	4
SP6	48	62	V11	24	1
SP7	48	43	V12	8	5
SP8	48	43	V13	42	18
SP9	48	43	V14	43	4
SP10	48	43	V15	42	17
SP11	48	43	V16	17	8
SP12	48	43	V18	8	3
SP13	48	43	V2A	37	3
SP14	48	43	V2B	37	3
SP15	48	43	V2C	37	3
SP16	48	43	V29	39	7
SP17	48	43	V3A	35	3
SP18	48	43	V3B	35	2
SP19	48	43	V3C	35	1
SP20	48	43	V30	22	2
SP21	48	43	V31	22	2
SS1	48	69	V32	22	2
SS2	48	69	V33	22	2
SS3	48	69	V34	22	2
SV1	48	2	V35	22	2
SW1	48	28	V36	22	2
	61	13	V37	37	2
V38	39	1	XJ8-1	48	7
V4A	32	2	XJ9	48	15
V4B	32	2	XJ9-1	48	5
V4C	32	2	XL1	48	29A
V40	32	10	XL1-1	48	31
V42	37	2	XL2	48	29A
V47	60	4	XL2-1	48	31
V48	57	7	XL3	48	29A
V49	59	3	XL3-1	48	31
V5A	40	1	XL4	48	29A
V5B	40	1	XL4-1	48	31
V5C	40	1	XL5	48	29A
V50	21	8	XL5-1	48	33
	48	42	XL7	48	29a

REFERENCE DESIGNATOR	FIG.	ITEM	REFERENCE DESIGNATOR	FIG.	ITEM
V53	33	6	XL7-1	48	32
			XL8	48	29A
			XL8-1	48	31
V7	33	1	XM1	48	48
V8	34	8	XM2	48	48
			XM3	48	48
XCB1	48	30	XM4	48	48
XCR2	48	64	XP14-2	48	42
XJ1	48	15	XSP2	48	44
XJ1-1	48	20	XSP3	48	44
XJ10-1	50	5	XSP4	48	44
XJ11-1	52	5	XSP5	48	44
XJ12-1	53	4	XSP6	48	44
XJ13-1	54	5	XSP7	48	44
XJ14-2	48	40	XSP8	48	44
XJ2	48	15	XSP9	48	44
XJ2-1	48	5	XSP10	48	44
XJ3	48	15	XSP11	48	44
XJ3-1	48	5	XSP12	48	44
XJ4	48	15	XSP13	48	44
XJ4-1	48	5	XSP14	48	44
XJ5	48	15	XSP15	48	44
XJ5-1	48	5	XSP16	48	44
XJ6	48	15	XSP17	48	44
XJ6-1	48	13	XSP18	48	44
XJ7	48	15	XSP19	48	44
XJ7-1	48	7	XSP20	48	44
XJ8	48	15	XSP21	48	44
XSW10	48	26			
XSW2-1	48	21			
XSW3-1	48	21			
XSW7-1	48	21			

This page intentionally left Blank.

These are the instructions for sending an electronic 2028

The following format must be used if submitting an electronic 2028. The subject line must be exactly the same and all fields must be included; however only the following fields are mandatory:
1, 3, 4, 5, 6, 7, 8, 9, 10, 13, 15, 16, 17, and 27.

From: "Whomever" <whomever@avma27.army.mil>
To: TACOM-TECH-PUBS@ria.army.mil
Subject: DA Form 2028

1. From: Joe Smith
2. Unit: home
3. Address: 4300 Park
4. City: Hometown
5. St: MO
6. Zip: 77777
7. Date Sent: 19-OCT-93
8. Pub no: 55-2840-249-23
9. Pub Title: TM
10. Publication Date: 04-JUL-85
11. Change Number: 7
12. Submitter Rank: MSG
13. Submitter FName: Joe
14. Submitter MName: T
15. Submitter LName: Smith
16. Submitter Phone: 123-123-1234
17. Problem: 1
18. Page: 1
19. Paragraph: 3
20. Line: 4
21. NSN: 5
22. Reference: 6
23. Figure: 7
24. Table: 8
25. Item: 9
26. Total: 123
27. Text:

This is the text for the problem below line 27.

RECOMMENDED CHANGES TO PUBLICATIONS AND BLANK FORMS						Use Part II (reverse) for Repair Parts and Special Tool Lists (RPSTL) and Supply Catalogs/Supply Manuals (SC/SM).	DATE
For use of this form, see AR 25-30; the proponent agency is OAASA							
TO (Forward to proponent of publication or form) (Include ZIP Code)						FROM (Activity and location) (Include ZIP Code)	
PART I – ALL PUBLICATIONS (EXCEPT RPSTL AND SC/SM) AND BLANK FORMS							
PUBLICATION/FORM NUMBER						DATE	TITLE
ITEM	PAGE	PARA- GRAPH	LINE	FIGURE NO.	TABLE	RECOMMENDED CHANGES AND REASON	
* Reference to line numbers within the paragraph or subparagraph.							
TYPED NAME, GRADE OR TITLE					TELEPHONE EXCHANGE/AUTOVON, PLUS EXTENSION		SIGNATURE

TO <i>(Forward direct to addressee listed in publication)</i>	FROM <i>(Activity and location) (Include ZIP Code)</i>	DATE
--	---	-------------

PART II – REPAIR PARTS AND SPECIAL TOOL LISTS AND SUPPLY CATALOGS/SUPPLY MANUALS

PUBLICATION NUMBER	DATE	TITLE
---------------------------	-------------	--------------

PAGE NO.	COLM NO.	LINE NO.	NATIONAL STOCK NUMBER	REFERENCE NO.	FIGURE NO.	ITEM NO.	TOTAL NO. OF MAJOR ITEMS SUPPORTED	RECOMMENDED ACTION

PART III – REMARKS *(Any general remarks, recommendations, or suggestions for improvement of publications and blank forms. Additional blank sheets may be used if more space is needed.)*

--

TYPED NAME, GRADE OR TITLE	TELEPHONE EXCHANGE/AUTOVON, PLUS EXTENSION	SIGNATURE

RECOMMENDED CHANGES TO PUBLICATIONS AND BLANK FORMS						Use Part II (reverse) for Repair Parts and Special Tool Lists (RPSTL) and Supply Catalogs/Supply Manuals (SC/SM).	DATE
For use of this form, see AR 25-30; the proponent agency is OAASA							
TO (Forward to proponent of publication or form) (Include ZIP Code)						FROM (Activity and location) (Include ZIP Code)	
PART I – ALL PUBLICATIONS (EXCEPT RPSTL AND SC/SM) AND BLANK FORMS							
PUBLICATION/FORM NUMBER						DATE	TITLE
ITEM	PAGE	PARA- GRAPH	LINE	FIGURE NO.	TABLE	RECOMMENDED CHANGES AND REASON	
* Reference to line numbers within the paragraph or subparagraph.							
TYPED NAME, GRADE OR TITLE					TELEPHONE EXCHANGE/AUTOVON, PLUS EXTENSION		SIGNATURE

TO <i>(Forward direct to addressee listed in publication)</i>	FROM <i>(Activity and location) (Include ZIP Code)</i>	DATE
--	---	-------------

PART II – REPAIR PARTS AND SPECIAL TOOL LISTS AND SUPPLY CATALOGS/SUPPLY MANUALS

PUBLICATION NUMBER	DATE	TITLE
---------------------------	-------------	--------------

PAGE NO.	COLM NO.	LINE NO.	NATIONAL STOCK NUMBER	REFERENCE NO.	FIGURE NO.	ITEM NO.	TOTAL NO. OF MAJOR ITEMS SUPPORTED	RECOMMENDED ACTION

PART III – REMARKS *(Any general remarks, recommendations, or suggestions for improvement of publications and blank forms. Additional blank sheets may be used if more space is needed.)*

--

TYPED NAME, GRADE OR TITLE	TELEPHONE EXCHANGE/AUTOVON, PLUS EXTENSION	SIGNATURE

RECOMMENDED CHANGES TO PUBLICATIONS AND BLANK FORMS						Use Part II (reverse) for Repair Parts and Special Tool Lists (RPSTL) and Supply Catalogs/Supply Manuals (SC/SM).	DATE
For use of this form, see AR 25-30; the proponent agency is OAASA							
TO (Forward to proponent of publication or form) (Include ZIP Code)						FROM (Activity and location) (Include ZIP Code)	
PART I – ALL PUBLICATIONS (EXCEPT RPSTL AND SC/SM) AND BLANK FORMS							
PUBLICATION/FORM NUMBER						DATE	TITLE
ITEM	PAGE	PARA- GRAPH	LINE	FIGURE NO.	TABLE	RECOMMENDED CHANGES AND REASON	
* Reference to line numbers within the paragraph or subparagraph.							
TYPED NAME, GRADE OR TITLE					TELEPHONE EXCHANGE/AUTOVON, PLUS EXTENSION		SIGNATURE

TO <i>(Forward direct to addressee listed in publication)</i>	FROM <i>(Activity and location) (Include ZIP Code)</i>	DATE
--	---	-------------

PART II – REPAIR PARTS AND SPECIAL TOOL LISTS AND SUPPLY CATALOGS/SUPPLY MANUALS

PUBLICATION NUMBER	DATE	TITLE
---------------------------	-------------	--------------

PAGE NO.	COLM NO.	LINE NO.	NATIONAL STOCK NUMBER	REFERENCE NO.	FIGURE NO.	ITEM NO.	TOTAL NO. OF MAJOR ITEMS SUPPORTED	RECOMMENDED ACTION

PART III – REMARKS *(Any general remarks, recommendations, or suggestions for improvement of publications and blank forms. Additional blank sheets may be used if more space is needed.)*

--

TYPED NAME, GRADE OR TITLE	TELEPHONE EXCHANGE/AUTOVON, PLUS EXTENSION	SIGNATURE

RECOMMENDED CHANGES TO PUBLICATIONS AND BLANK FORMS						Use Part II (reverse) for Repair Parts and Special Tool Lists (RPSTL) and Supply Catalogs/Supply Manuals (SC/SM).	DATE
For use of this form, see AR 25-30; the proponent agency is OAASA							
TO (Forward to proponent of publication or form) (Include ZIP Code)						FROM (Activity and location) (Include ZIP Code)	
PART I – ALL PUBLICATIONS (EXCEPT RPSTL AND SC/SM) AND BLANK FORMS							
PUBLICATION/FORM NUMBER						DATE	TITLE
ITEM	PAGE	PARA- GRAPH	LINE	FIGURE NO.	TABLE	RECOMMENDED CHANGES AND REASON	
* Reference to line numbers within the paragraph or subparagraph.							
TYPED NAME, GRADE OR TITLE					TELEPHONE EXCHANGE/AUTOVON, PLUS EXTENSION		SIGNATURE

TO <i>(Forward direct to addressee listed in publication)</i>	FROM <i>(Activity and location) (Include ZIP Code)</i>	DATE
--	---	-------------

PART II – REPAIR PARTS AND SPECIAL TOOL LISTS AND SUPPLY CATALOGS/SUPPLY MANUALS

PUBLICATION NUMBER	DATE	TITLE
---------------------------	-------------	--------------

PAGE NO.	COLM NO.	LINE NO.	NATIONAL STOCK NUMBER	REFERENCE NO.	FIGURE NO.	ITEM NO.	TOTAL NO. OF MAJOR ITEMS SUPPORTED	RECOMMENDED ACTION

PART III – REMARKS *(Any general remarks, recommendations, or suggestions for improvement of publications and blank forms. Additional blank sheets may be used if more space is needed.)*

--

TYPED NAME, GRADE OR TITLE	TELEPHONE EXCHANGE/AUTOVON, PLUS EXTENSION	SIGNATURE

By Order of the Secretary of the Army:

Official:



SANDRA R. RILEY
*Administrative Assistant to the
Secretary of the Army*

0411006

PETER J. SCHOOMAKER
*General, United States Army
Chief of Staff*

DISTRIBUTION: To be distributed in accordance with the Initial Distribution Number (IDN) 256795, requirements for TM 10-4610-310-24P.

The Metric System and Equivalents

Linear Measure

1 centimeter = 10 millimeters = .39 inch
 1 decimeter = 10 centimeters = 3.94 inches
 1 meter = 10 decimeters = 39.37 inches
 1 dekameter = 10 meters = 32.8 feet
 1 hectometer = 10 decameters = 328.08 feet
 1 kilometer = 10 hectometers = 3,280.8 feet

Liquid Measure

1 centiliter = 10 milliliters = .34 fl. ounce
 1 deciliter = 10 centiliters = 3.38 fl. ounces
 1 liter = 10 deciliters = 33.81 fl. ounces
 1 dekaliter = 10 liters = 2.64 gallons
 1 hectoliter = 10 dekaliters = 26.42 gallons
 1 kiloliter = 10 hectoliters = 264.18 gallons

Weights

1 centigram = 10 milligrams = .15 grain
 1 decigram = 10 centigrams = 1.54 grains
 1 gram = 10 decigrams = .035 ounce
 1 dekagram = 10 grams = .35 ounce
 1 hectogram = 10 dekagrams = 3.52 ounces
 1 kilogram = 10 hectograms = 2.2 pounds
 1 quintal = 100 kilograms = 220.46 pounds
 1 metric ton = 10 quintals = 1.1 short tons

Square Measure

1 sq. centimeter = 100 sq. millimeters = .155 sq. inch
 1 sq. decimeter = 100 sq. centimeters = 15.5 sq. inches
 1 sq. meter (centare) = 100 sq. decimeters = 10.76 sq. feet
 1 sq. dekameter (are) = 100 sq. meters = 1,076.4 sq. feet
 1 sq. hectometer (hectare) = 100 sq. dekameters = 2.47 acres
 1 sq. kilometer = 100 sq. hectometers = .386 sq. mile

Cubic Measure

1 cu. centimeter = 1000 cu. millimeters = .06 cu. inch
 1 cu. decameter = 1000 cu. centimeters = 61.02 cu. inches
 1 cu. meter = 1000 cu. decimeters = 35.31 feet

Approximate Conversion Factors

<i>To change</i>	<i>to</i>	<i>multiply by</i>	<i>To change</i>	<i>to</i>	<i>multiply by</i>
inches	centimeters	2.540	ounce-inches	newton-meters	.007062
feet	meters	.305	centimeters	inches	.394
yards	meters	.914	meters	feet	3.280
miles	kilometers	1.609	meters	yards	1.094
square inches	square centimeters	6.451	kilometers	miles	.621
square feet	square meters	.093	square centimeters	square inches	.155
square yards	square meters	.836	square meters	square feet	10.764
square miles	square kilometers	2.590	square meters	square yards	1.196
acres	square hectometers	.405	square kilometers	square miles	.386
cubic feet	cubic meters	.028	square hectometers	acres	2.471
cubic yards	cubic meters	.765	cubic meters	cubic feet	35.315
fluid ounces	milliliters	29.573	cubic meters	cubic yards	1.308
pints	liters	.473	milliliters	fluid ounces	.034
quarts	liters	.946	liters	pints	2.113
gallons	liters	3.785	liters	quarts	1.057
ounces	grams	28.349	liters	gallons	.264
pounds	kilograms	.454	grams	ounces	.035
short tons	metric tons	.907	kilograms	pounds	2.205
pound-feet	newton-meters	1.356	metric tons	short tons	1.102
pound-inches	newton-meters	.11296			

Temperature (Exact)

°F	Fahrenheit	5/9 (after	Celsius	°C
	temperature	subtracting 32)	temperature	

PIN: 081410-000